



ELECTRIFICATION PRODUCTS PRICE LIST (₹)

01

WITH EFFECT FROM 11TH MAY 2026



**ENGINEERED
TO OUTFIT**

Electrification portfolio

ABB is a global technology leader in electrification and automation, enabling a more sustainable and resource-efficient future. By connecting its engineering and digitalization expertise, ABB helps industries run at high performance, while becoming more efficient, productive and sustainable so they outperform. At ABB, we call this 'Engineered to Outrun'.

ABB offers a full range of low-voltage and medium-voltage solutions to connect, protect, control and measure a wide range of electrical systems for all major industries, including the residential sector.

The business improves the reliability and efficiency of electrical installations through modular substation packages, distribution automation products, switchgear, circuit breakers, measuring and sensing devices, control products, wiring accessories, and enclosures and cabling

systems, including KNX systems designed to integrate and automate a building's lighting, ventilation, heating, security and data communication networks.

ABB's product range serves the diverse needs of customers, offering value-for-money and high levels of quality and reliability. These products are backed by the technological expertise of ABB's centres of excellence across the globe, each of which excel in a specific range of low voltage products.

ABB's electrification products offering in India are designed, manufactured and tested in-house in conformance with requirements of the ISO 9000 series. These products conform to the latest IEC standards, EN specifications, national standards such as IS, BS, VDE, etc., in addition to the "CE" mark.

TABLE OF CONTENTS

Smart Power products

12	Air Circuit Breaker SACE Emax 2
13	Molded Case Circuit Breaker SACE Tmax XT
14 - 21	Sensorfact™ Energy and Asset Manager
22	ArTu K
23 - 37	Molded Case Circuit Breaker SACE Tmax XT
38 - 44	MCCB - Tmax XT accessories
45	ABB ArTu Formula Switchboard NEW
46 - 48	Air Circuit Breaker SACE Formula Air
49 - 51	Molded Case Circuit Breaker SACE Formula DSP
52 - 53	Molded Case Circuit Breaker SACE Formula DSA
54 - 55	Arc flash protection and mitigation solutions
56 - 64	LV products for Renewable & BESS application
65 - 66	Vertical Fuse Switch Disconnecter
68 - 72	Fuse links and base & SDF for DIN-type & BS-type and accessories
73	OT Plus switch disconnectors NEW
74 - 76	OT switch disconnectors & accessories
77 - 80	Safety switches & Enclosed switch disconnecter
81	Kabeldon low voltage switchgear system
83 - 84	Manual Changeover switches - OT Plus / OT
85	Motorized changeover switches - OTM
86 - 88	Motorized Automatic Transfer switches
89 - 91	Solenoid operated ATS - TruONE ATS
98	Smart Communication Card
99	M Mini contactor relay
100	Auxiliary contactors
101 - 102	Power contactor - 3 pole AC operated - AX/A
103	Power contactor - 4 pole AC operated - A

104	Power contactor - 3 pole DC operated - AL
105	Power contactors - for DC circuit switching
105 - 107	Accessories for contactors
109 - 110	Novolink™ – smart function and sensor modules for AF contactors <small>NEW</small>
111	Power contactor - 3 pole Wide band AC/DC operated - AF
112	Power contactor - 4 pole Wide band AC/DC operated - AF
113	Contactors for capacitor switching
114 - 115	Accessories for contactors - AF
116 - 117	Power and Auxiliary Contactor AC operated - AFC/NFC
118 - 121	Installation contactors - ESB/EN
122	Mini contactors
123	DOL and Star delta starters
124 - 127	Manual motor starter
128 - 130	Thermal overload relays
131	Electronic overload relays
132 - 134	Push-in Spring - Motor starting solution
135 - 139	Softstarters
140	Safety contactors - AFS
141 - 142	M Mini contactors
143	Electronic compact starters - HF
144 - 145	Limit switches
146 - 158	Pilot devices
160	Electronic time relays - CT-X/CT-C/CT-S
161 - 162	Measuring monitoring relays - CM
163 - 164	Pluggable interface relays - CR-M/CR-MX
165 - 167	Power supplies - DIN & Panel mount - CP
168 - 169	Smart temperature monitoring relay - CM-TCN/S
170 - 175	Intelligent motor management system - UMC100.3
176 - 185	Machine Safety Solutions

TABLE OF CONTENTS

Smart Building products

186 - 189	Electrical solutions for buildings
190 - 198	Miniature Circuit Breaker SB200 M
199 - 208	Miniature Circuit Breaker SB200 M Industrial NEW
209 - 211	Miniature Circuit Breaker SB200 DC
212 - 214	Switch Disconnecter SDB200, Isolators E200 & Changeover switches E 210
215 - 217	Residual Current Circuit Breaker (RCCB) FB200 and F200
218 - 223	Residual Current Circuit Breaker with overcurrent protection (RCBO) DSB201M series AC Type
224 - 227	Residual Current Circuit Breaker with overcurrent protection (RCBO) factory fitted DSB202M and DSB204M
228 - 229	AP-R type (high immunity) RCCB F200/RCBO DS201M
230 - 242	Accessories and auxiliary elements for MCB, RCD, AFDD, Switch Disconnecter & Isolator
243 - 246	Wiring diagram & Overall dimensions
247 - 249	Arc fault detection device (AFDD) NEW
250 - 251	Surge Protection Devices (SPD) - OVR QuickSafe®
252 - 253	DBT Timer digital time switches
254 - 255	SMISLINE TP plug-in system
256	ELR, Earth leakage relay - (DIN & Panel Mount)
257 - 281	Digital Panel Meters - M1M & M4M
282 - 285	DIN Mount Energy Meters
286 - 287	DIN Mount DC Energy Meters for EV chargers NEW


288 - 291	Circuit monitoring systems (CMS) Insite range
292 - 304	ITUS series enclosures
305 - 310	Classic series enclosures
311	Mistral IP 65 enclosures
312	EV Charger - Terra AC
313 - 323	Wiring Accessories - Millenium
324 - 333	Wiring Accessories - Zenit
334 - 349	Wiring Accessories - IVIE
350 - 359	Wiring Accessories - Tvisha, Tvisha white & Anti-bacterial
360 - 373	Wiring Accessories - LIORA
374	Metal boxes - IVIE, TVISHA, LIORA 
375 - 377	Busch-Presence detectors

TABLE OF CONTENTS

378 - 381	Type 2 co-ordination
382	Spares for contactors
383 - 384	Service portfolio
385 - 387	Software tools
388 - 390	eMart
391 - 392	General conditions of sale

75

YEARS OF MANUFACTURING & INNOVATION IN INDIA

Since its inception in 1949, ABB India has facilitated nation's automation, digitalization, and electrification.

ABB technology is seamlessly entrenched in the fabric of Indian life



900+ Electric locos for Indian Railways



300+ renewable energy projects across India



80% of India's metro networks



60% of mobile phone manufacturers



30% of hyperscale data centers

We have earned a place to be a trusted partner in India's growth story:



First-of-its-kind AI enabled gas distribution network



Motors and drives saved 20 TWh energy annually over the last decade



A first-of-its-kind Industry 5.0 factory for electrical equipment



Supported India's Water Network with accurate flow measurement in over 15 cities



An industry-first introduction of robotics PixelPaint for automotives

With each step, we build a sustainable future:



>80% reduction* in Scope 1 and 2 GHG emissions since 2019

*Till December 2024



100% renewable electricity use in manufacturing locations



All 5 manufacturing locations certified as 'Green Factory Buildings'



50% of our facilities are Water-positive and Zero Waste to Landfill



100% Single use plastics free campuses**

**non-process areas

The next 75 years: Our vision for a smarter, sustainable, and digitally empowered India of tomorrow



Commitment to India's smart infrastructure and mobility goals



Focus on energy transition, digitalization, electronics & advanced manufacturing



Deepening our R&D

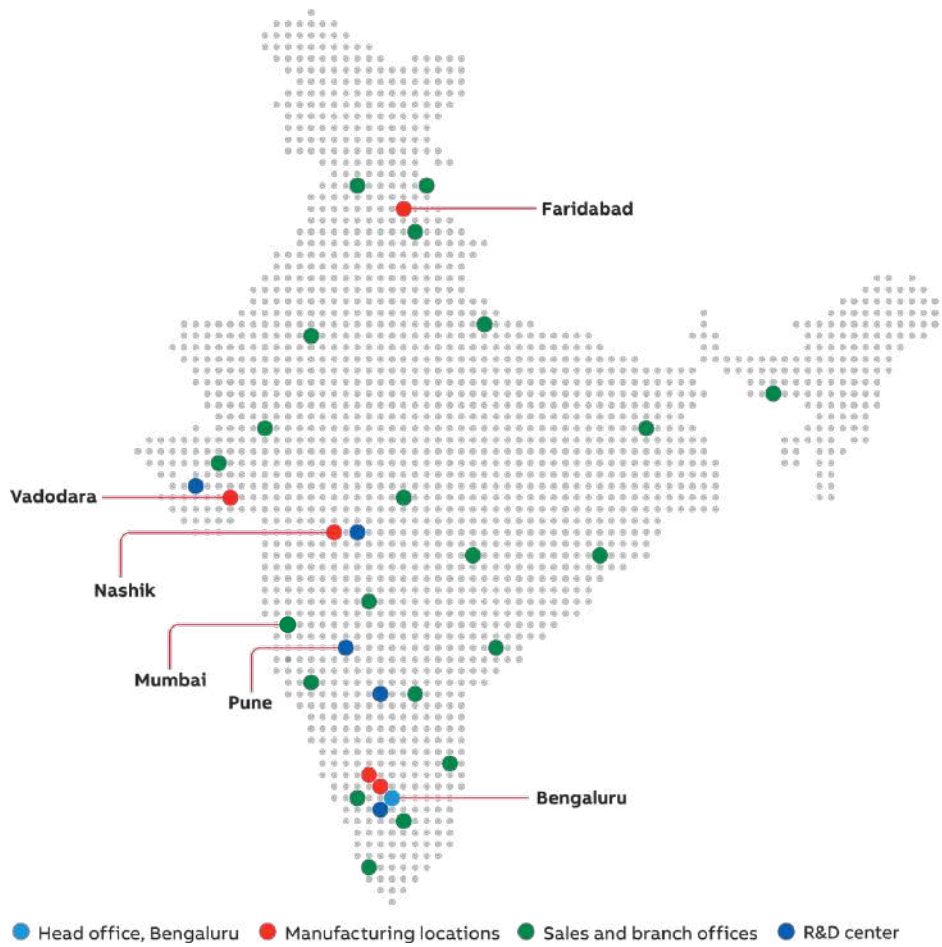


Local for local strategy



Fostering diversity, inclusion, and skilling future engineers

ABB India Footprint



5 Manufacturing locations
25 Plants



Serving customers
~150 Cities
Exporting to
30+ countries



28 Sales offices
750+ Channel partners



10,800+
Employees

5,500+
Third-party employees

22%
Gender diversity

ABB's comprehensive range of breakers and switches

The range of ABB breakers and switches ranks amongst the most extensive on the market with a full range of innovative solutions for various applications, helping to optimise resources, reduce energy costs, boost productivity.

- Air circuit breakers
- Molded case circuit breakers
- HRC fuse & fuse base
- Switch disconnecter fuse
- Switch disconnectors
- Changeover switches - manual & motorized
- Auto transfer switches
- Cable distribution cabinet - Kabeldon
- Fuse gear - easyline and inline (Fuse switch disconnecter)
- Switch disconnecter for DC and photovoltaic application
- MCCB for DC and photovoltaic application



AIR CIRCUIT-BREAKERS

SACE Emax 2

The all-in-one innovation



The world of electrical power distribution changes fast and major new trends such as renewables, energy storage and microgrids are now crowding onto the stage. These trends lead to new customer and application demands.

To meet these demands, ABB has now unveiled the innovative Emax 2 all-in-one, the evolution of the Emax 2 into a multi-functional platform that is able to manage the next generation of electrical distribution systems such as microgrids.

Emax 2 all-in-one is the first circuit breaker that meets new grid requirements. It enables a direct communication to the new energy management cloud-computing platform ABB Ability™ Energy and Asset Management.

Smart plug and play architecture makes Emax 2 all-in-one easy to use. Leveraging also unmatched electrical performances, Emax 2 sets a new circuit breaker benchmark for the needs of today and tomorrow.

SACE Emax 2, the all-in-one solution to manage "low-voltage distribution systems".

Efficiency

New advanced functionalities, together with Protection trip units, Communication and system devices contribute to make SACE Emax 2 the circuit breaker that maximizes efficiency in all low-voltage electrical installation.

Control

SACE Emax 2 circuit breaker is the first single device ready to manage all the dynamics of a low-voltage electrical installation.

Managing loads in any condition is now possible, thanks to Advanced Functionalities such as:

- **Power controller**

Patented algorithm to reduce the peak of power consumed, allowing savings on electricity bills.

- **Embedded ATS functions**

An automatic transfer system used in all applications, where continuity is essential and where there are multi-source supplies.

- **Synchro-reclosing**

Synchronization and automatic reconnection of the Microgrid to the main grid when the power is back.

- **Interface protection system and Interface Device**

Check of grid-connected operation that shall be immediately and automatically interrupted in case of outage of the distribution grid or when the voltage and frequency values of the grid itself are out of the range of values defined by the Distribution System Operator (DSO).

- **Adaptive protection**

Network changes recognition and automatic set of thresholds to guarantee protection and co-ordination in on-grid and off-grid conditions.

The SACE Tmax XT range at a glance

The world of circuit breaking and circuit protection in your hands



SACE Tmax XT1

Small, reliable, versatile. Your reliable partner for all standard applications.



SACE Tmax XT2

Compact yet powerful. It fits everywhere and is able to deal with all complex tasks.



SACE Tmax XT3

Small and experienced. For standard applications that need few efforts.



SACE Tmax XT4

A forward-thinking multitasker. It finds solutions for all levels of complexity.



SACE Tmax XT5

Compact, extremely powerful and flexible. It shows the world what a circuit-breaker of the future can do, today.



SACE Tmax XT6

Built to last. It completes all assignments it has been entrusted with.



SACE Tmax XT7 / XT7 M

The ultimate choice. It deals with the most heavy-duty demands effortlessly.



Data and connectivity

SACE Tmax XT sets new standards in plant and energy management with remote access, monitoring, and control.



Performance and protection

Continuity of service and equipment protection – SACE Tmax XT sets standards when extreme breaking capacity is needed.



Local connection and Remote communication

Bluetooth connectivity, Ekip Connect software, and multiple protocols make commissioning and device settings effortless.



Electrical performances

SACE Tmax XT is designed and tested to meet any installation requirement, even the most critical ones.



Cloud connectivity

Ekip Com HUB enables cloud connectivity for full ABB Ability™ Energy and Asset Management services.



Safety and reliability

With a focus on safety and reliability, cutting-edge design and expert engineering set new industry standards.



Ease of use and installation

Simplified selection, versatile accessories, and intuitive design enable quick upgrades for any project.

STOP ENERGY WASTE BEFORE IT STARTS AND UNLOCK SUSTAINABLE ROI



Energy management platform

Turn every installation into a sustainable success story by adding Sensorfact to your ABB hardware

Today's installations demand more than just reliable hardware. They require systems that guarantee instant visibility, maximum efficiency, and simple management from Day One.

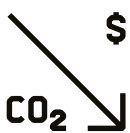
ABB has integrated the Sensorfact Energy Management platform directly with its low voltage solutions. This creates a fully integrated system that monitors energy and manages devices seamlessly - giving you the visibility and control to stay ahead.



SENSORFACT

Digitalize your project with smart energy management

Sensorfact's cloud-based platform helps industrial and commercial businesses optimize energy usage with smart, scalable solutions. By combining real-time monitoring, actionable insights, and seamless integration, Sensorfact helps companies reduce costs, improve efficiency, and meet sustainability goals. The platform's adaptive technology evolves with your operations, ensuring long-term value and measurable impact.



Actionable savings

Turn energy data into clear insights, helping you cut waste and generate savings. Advanced measurement is built directly into ABB circuit breakers, removing the needs of any accessories.



Intuitive from start

ABB devices cloud connectivity with pre-configured mapping, without disruption. Intuitive platform design makes it easy to use.



Personalized expertise

Our energy manager team turns your data into concrete actions that help you boost efficiency— whenever you need them.



14.3%

Sensorfact customers unlock 14.3% energy savings potential on average, through our advisory-driven approach, an on-demand service delivering clear, actionable insights.

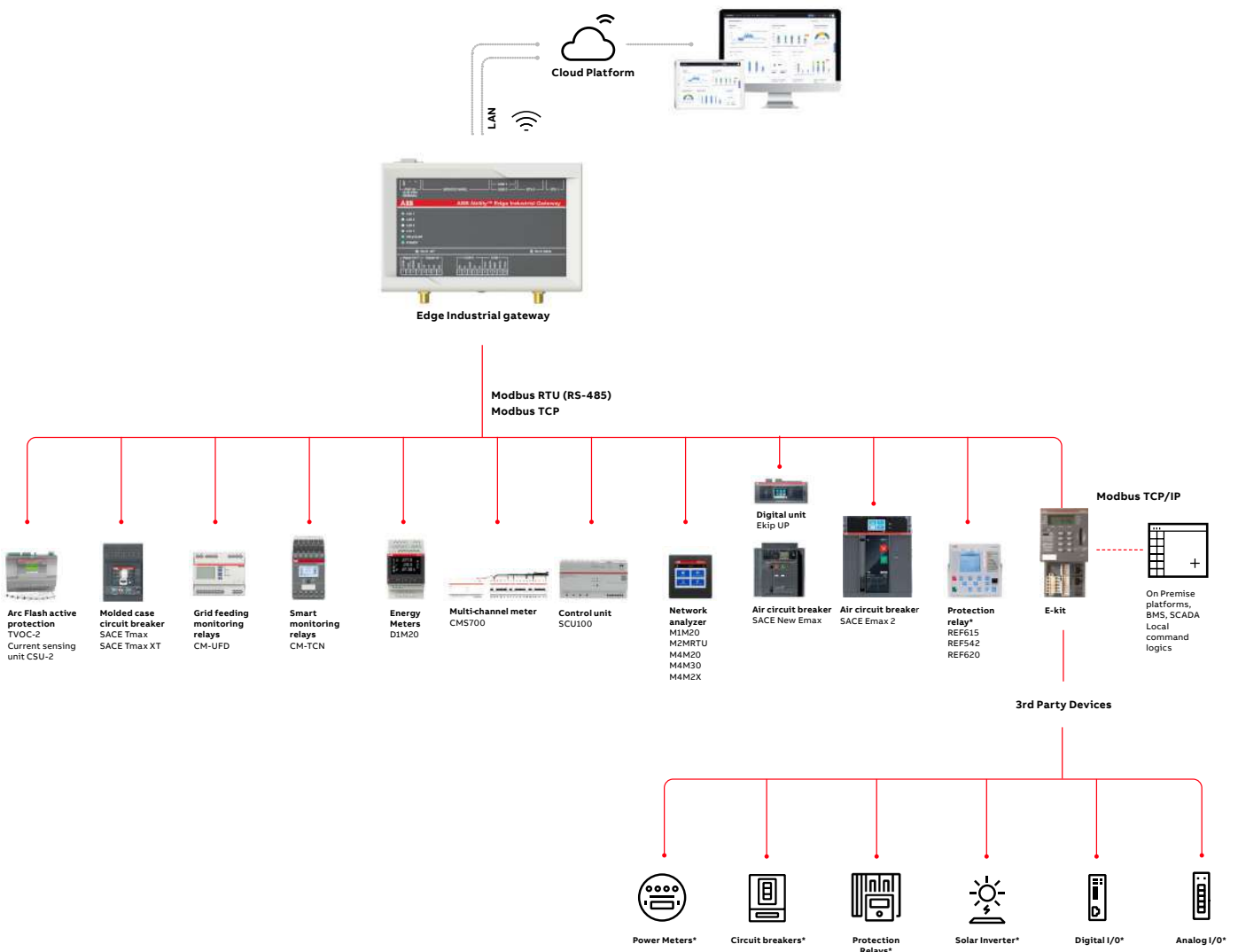


SENSORFACT™ Architecture

A simple architecture, made for seamless integration into any projects.

ABB devices are pre-configured to connect to Sensorfact, gateways are compatible and cloud connectivity upgrades can be done easily. Our team is here to support you.

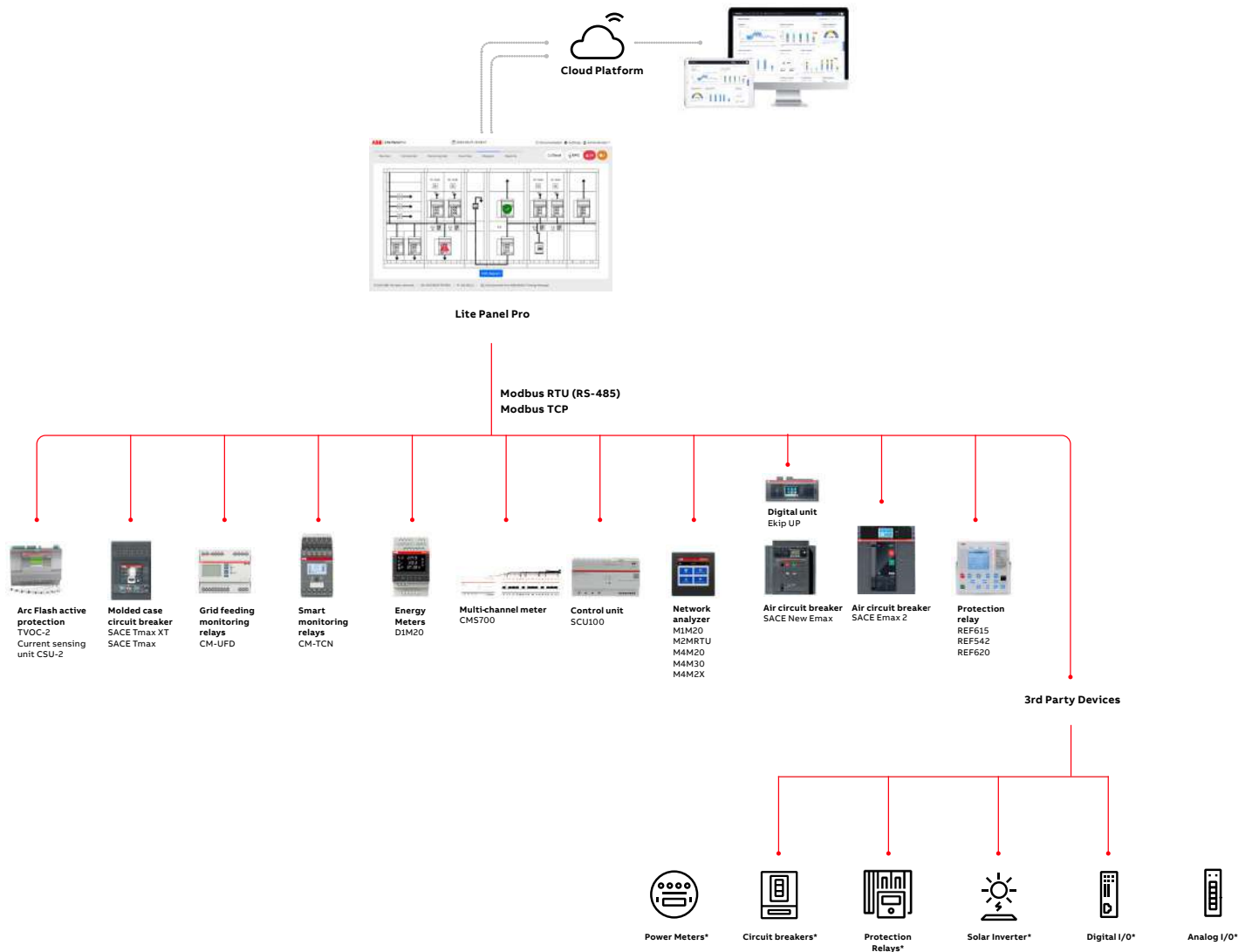
Architecture layout with Edge Industrial Gateway



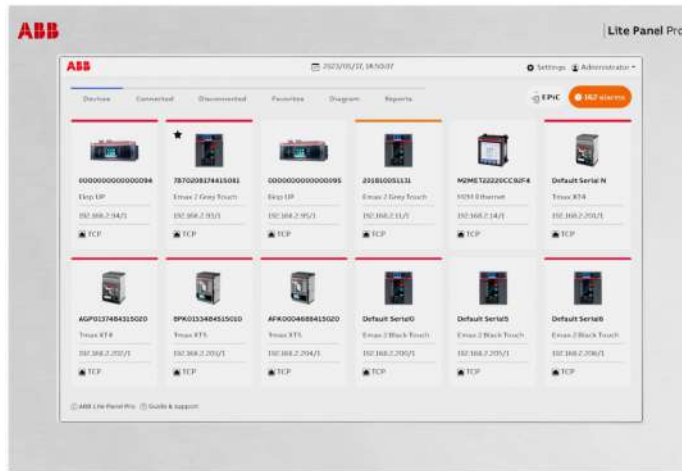
SENSORFACT™ Architecture



Architecture layout with Lite Panel Pro



Lite panel pro NEW One panel, a multitude of features

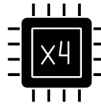


↙ ↘
12" touchscreen


Ease of use with large display in-line with market requirements



Energy efficiency granted by ABB Ability™ Energy Manager ready



Future-proof hardware supporting product evolution with new software-enabled functionalities



Versatile switchboard panel display able to monitor and control connected Low Voltage devices

Simplified commissioning Automatic scanning and identification of ABB devices*.

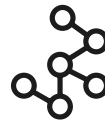
From Local Device Monitoring to Energy Management in the cloud



Integrated webserver
All HMI functionalities can be accessed remotely from any computer on the same network for a more convenient operation.



Reports
On-demand and scheduled reports are available (daily/weekly/monthly).



Single Line Diagram
Users can upload a single line diagram and tag connected devices to keep an eye on the whole switchboard.



Cloud ready
Provisioning of all connected devices to ABB Ability™ Energy Manager is possible directly from the panel, without the need for extra hardware (gateway).



Mobile ready
EPiC Mobile App is supported via the provided Wi-Fi dongle.



Local data storage
Data from connected field devices is saved onboard and available for user consultation at any time.



Third party device support via templates
Brownfield installations featuring non-ABB devices are supported using configurable device templates.



Protocol translator
Modbus RTU devices connected to the panel are rendered available for integration with 3rd party systems (e.g. SCADA, BMS) via Modbus TCP.

Digital Enabled Products

ABB showcases a further evolution in the low-voltage distribution business, establishing a new benchmark in terms of simplicity and performance.

ABB Ability™ Energy and Asset Manager enables the collection of relevant information from the ABB devices installed in the low-voltage power distribution system.

These devices can be connected to the cloud-computing platform to share data with Emax 2 (equipped with Ekip Com Hub) or with ABB Ability™ Edge Industrial gateway via Modbus RS-485, Modbus TCP and Ekip Link.

INFORMATION											COMMUNICATION	
Family	Device	State	Current	Voltages	Power	Energy	Power factor	Power quality	Maintenance & diagnostics	Load management	Analog or pulse/digital inputs	Protocol
Low voltage MCCB	Tmax XT	•	•	•	•	•	•	•	•	•	•	Modbus RS485, Modbus TCP, Ekip Com Hub
Low voltage ACB	Emax 2	•	•	•	•	•	•	•	•	•	•	Modbus RS485, Modbus TCP, Ekip Com Hub
Digital units	Ekip UP+	•	•	•	•	•	•	•		•	•	Modbus RS485, Modbus TCP, Ekip Com Hub
Low voltage switches and fusegear	TruONE ATS	•	•	•	•	•	•	•	•		•	Modbus RS485, Modbus TCP, Ekip Com Hub
	Slimline XR ITS 2.1	•	•	•	•	•	•	•	•			Modbus RS485
Digital inputs interface	Ekip signalling MODBUS TCP	•									•	Modbus TCP
Sub-Metering	EQ meters		•	•	•	•	•	•				Modbus RS485
Power meters	M4M		•	•	•	•	•	•				Modbus RS485, Modbus TCP
Energy management	System pro M compact® InSite	•	•	•	•	•	•	•		•	•	Modbus RS485, Modbus TCP
MV relays	615 Series	•	•	•	•	•	•	•	•	•	•	Modbus TCP
MV condition monitoring	SWICOM								•			Modbus TCP

And many others to come... *Provided with dedicated accessories for communication and metering functions ** Only with ABB Ability™ EL gateway

SENSORFACT™ Digital Energy Management



Gateways: Connectivity Hub

Edge Industrial Gateway



Collect all generated field device and parameter data, feeding it into Sensorfact—ideal for any project size.

Supports up to 45 Modbus TCP and 15 Modbus RTU devices

 [WEB PAGE](#)

Lite Panel Pro **NEW**



Versatile switchboard HMI with a large touchscreen display and an intuitive interface. It monitors connected Low Voltage devices on-premise and connects to Sensorfact.

Supports up to 90 Modbus TCP (included 30 Modbus RTU) devices

 [WEB PAGE](#)

Ekip Com Hub



Cartridge-type communication module inserted in an Emax 2, Tmax XT or Ekip UP/UP+ to connect to Sensorfact.

Supports up to 30 Modbus TCP and Modbus RTU devices

 [WEB PAGE](#)

ArTu K

Born certified

Fully checked and certified (IEC 60439-1 and IEC 61439-1 and 2 Standard) by an external independent organisation (Acea Lovag, CPRI & ERDA), the ArTu switchgear is a synonym of safety and quality. The certification is the fruit of severe tests carried out on the whole configuration, consisting of metalwork structures, circuit-breakers and busbar system.

The ArTu K series switchgear is ideal for primary distribution board, motor control center, power control center etc. upto 6300A with air and molded-case circuit-breakers and any internal segregations up to Form 4, and for floor-mounted secondary distribution switchgear with molded-case and modular circuit-breakers. The switchgear has been tested for Internal Arc (as per IEC 61641) and Seismic (as per IEC 60068).

Smart Low Voltage switchboard



The ArTu switchgear is noted for the following features:

- Integrated range of modular metalwork structures up to 6300 A with common accessories.
- Possibility of fulfilling all application requirements in terms of installation (floorstanding, modular and corner versions) and degree of protection (IP31, IP41, IP 42, IP54 & IP65).
- Maximum integration with modular apparatus and the molded-case and air circuit-breakers, so that additional drilling or adaptations are not required.
- Minimum switchgear assembly time, thanks to the simplicity of the kits, standardization of the small assembly items, self-supporting elements and the presence of clear reference points for assembly of the plates and panels – Segregations in kits up to Form 4.

The use and installation of the kits according to the instructions provided means that assembly and cabling times can be reduced to a minimum, for example, thanks to the reference points for positioning the panels and plates, and that respect of the insulation distances and the rated characteristics of the circuit-breakers are guaranteed.

Tmax XT circuit breakers

MCCB for power distribution & generator protection



Type	Iu (40° C) [A]	Ue [V]		Category	Release	Icu (380 - 415 V AC) [kA]											
		AC	DC			16	25	36	50	70	85	100	120	150	200		
XT1	160	690	500	A	TMD/TMF	B	C	N	S	H							
XT2	160	690	500	A	TMD/TMA Ekip Dip LS/I Ekip Dip LIG / Dip LSIG Ekip C Dip LSIG Ekip Touch LSIG / Hi-Touch Ekip Touch Measuring LSIG Ekip G Dip LS/I Ekip G Touch LSIG/ G Hi-Touch			N	S	H			L	V			
XT3	250	690	500	A	TMD TMG			N	S								
XT4	250	690	750	A	TMD/TMA Ekip Dip LS/I Ekip Dip LIG / Dip LSIG Ekip C Dip LSIG Ekip Touch LSIG / Hi-Touch Ekip Touch Measuring LSIG Ekip G Dip LS/I Ekip G Touch LSIG/ G Hi-Touch			N	S	H			L	V	X		
XT5	400 630	690	750	B (500 A) A (630 A)	TMA TMG Ekip Dip LS/I Ekip Dip LIG / Dip LSIG Ekip Touch LSIG / Hi-Touch Ekip Touch Measuring LSIG Ekip G Dip LS/I Ekip G Touch LSIG/ G Hi-Touch			N	S	H			L		V, X		
XT6	630 800	690	750	B (630A - 800 A)	TMA Ekip Dip LS/I Ekip Dip LIG / Dip LSIG Ekip G Dip LS/I			N	S	H							
XT7/ XT7M	1000 1250 1600	690		B	Ekip Dip LS/I Ekip Dip LIG / Dip LSIG Ekip Touch LSIG / Hi-Touch Ekip Touch Measuring LSIG Ekip G Dip LS/I Ekip G Touch LSIG/ G Hi-Touch				S	H			L				

Trip Units

Thermal magnetic trip units

- TMF - Fixed thermal and fixed magnetic for power distribution
- TMD - Adjustable thermal (70-100%of In) and fixed magnetic (10 x In) for power distribution
- TMA - Adjustable thermal (70-100% of In) and adjustable magnetic (5-10 of In) for power distribution
- TMG - Adjustable thermal (70-100% of In) and low fixed magnetic (3 x In) for generator protection

Microprocessor based trip units

Ekip Dip LS/I Ekip G Dip LS/I	L = 0.40 - 1 In	Ekip Dip LIG	L = 0.40 - 1 In	Ekip Dip LSIG Ekip C Dip LSIG (XT2...XT6)	L = 0.4 - 1 In	Ekip Touch LSIG/ Touch measuring LSIG/ Hi-Touch LSIG Ekip G Touch LSIG/ G Hi-Touch LSIG	L = 0.4 - 1 In
	S = 1 - 10 In		I = 1 - 10 In		S = 1 - 10 In ⁽¹⁾		S = 0.6 - 10 In
	I = 1 - 10 In		G = 0.2 - 1 In		I = 1 - 10 In ⁽¹⁾		I = 1.5 - 10 In ⁽²⁾
					G = 0.2 - 1 In ⁽¹⁾		G = 0.1 - 1 In

Note :

L = Overload S = Short circuit I = Instantaneous short circuit G = Earth fault

⁽¹⁾ for XT7 Dip, S = 0.6 to 10 In, I = 1.5 to 15 In, G = 0.1 to 1 In

⁽²⁾ for XT7 Touch, I = 1.5 to 15 In, G = 0.1 to 1 In

For detailed information about trip units, refer technical catalogue.

Tmax XT power distribution circuit breakers

Protection: TMD/TMF

XT1/XT3

Breaking capacity at 415VAC

	Icu	Ics (Icu)
B	18kA	100%
C	25kA	100%
N	36kA	100%

Breaking capacity at 415VAC

	Icu	Ics (Icu)
S	50kA	100% ¹⁾
H	70kA	100% ²⁾

TMD/TMF

Frame	In (A)	Poles	B		C	
			Ordering code	L.P.(₹)	Ordering code	L.P.(₹)
XT1 160	16	3			1SDA080825R1	
	20		1SDA066800R1		1SDA080826R1	
	25		1SDA066801R1		1SDA067391R1	
	32		1SDA066802R1		1SDA067392R1	
	40		1SDA066803R1 ■	13,700	1SDA067393R1 ■	15,200
	50		1SDA066804R1 ■		1SDA067394R1 ■	
	63		1SDA066805R1 ■		1SDA067395R1 ■	
	80		1SDA066806R1 ■		1SDA067396R1 ■	
	100	1SDA066807R1 ■		1SDA067397R1 ■		
	125	1SDA066808R1 ■	20,740	1SDA067398R1 ■	23,750	
	160	1SDA066809R1 ■	22,910	1SDA067399R1 ■	30,540	
	16	4	1SDA066810R1		1SDA080840R1	
	20		1SDA066811R1		1SDA080841R1	
	25		1SDA066812R1		1SDA067400R1	
	32		1SDA066813R1 ■		1SDA067401R1 ■	
	40		1SDA066814R1 ■	19,200	1SDA067402R1 ■	21,990
50	1SDA066815R1			1SDA067403R1 ■		
63	1SDA066816R1 ■			1SDA067404R1 ■		
80	1SDA066817R1 ■			1SDA067405R1 ■		
100	1SDA066818R1 ■		1SDA067406R1 ■			
125	1SDA066888R1 ■	25,320	1SDA067409R1 ■	28,960		
160	1SDA066821R1 ■	32,100	1SDA067410R1 ■	37,310		



TMD / TMF

Frame	In (A)	Poles	N		S		H	
			Ordering code	L.P.(₹)	Ordering code	L.P.(₹)	Ordering code	L.P.(₹)
XT1 160	16	3	1SDA080827R1*		1SDA080830R1*		1SDA080835R1*	
	20		1SDA080828R1*		1SDA080831R1*		1SDA080836R1*	
	25		1SDA080829R1		1SDA080832R1		1SDA080837R1	
	32		1SDA067411R1		1SDA080833R1 ■		1SDA080838R1	
	40		1SDA067412R1 ■	19,670	1SDA080834R1 ■	20,500	1SDA080839R1	24,340
	50		1SDA067413R1 ■		1SDA067431R1		1SDA067449R1	
	63		1SDA067414R1 ■		1SDA067432R1 ■		1SDA067450R1	
	80		1SDA067415R1 ■		1SDA067433R1 ■		1SDA067451R1	
	100	1SDA067416R1 ■		1SDA067434R1 ■		1SDA067452R1		
	125	1SDA067417R1 ■	26,290	1SDA067435R1 ■	28,950	1SDA067453R1	36,790	
	160	1SDA067418R1 ■	33,910	1SDA067436R1 ■	35,510	1SDA067454R1	41,970	
	16	4	1SDA080842R1*		1SDA080845R1*		1SDA080850R1*	
	20		1SDA080843R1*		1SDA080846R1*		1SDA080851R1*	
	25		1SDA080844R1 ■		1SDA080847R1		1SDA080852R1	
	32		1SDA067419R1 ■		1SDA080848R1		1SDA080853R1	
	40		1SDA067420R1 ■	25,390	1SDA080849R1	30,240	1SDA080854R1	34,080
50	1SDA067421R1			1SDA067439R1		1SDA067457R1		
63	1SDA067422R1 ■			1SDA067440R1 ■		1SDA067458R1		
80	1SDA067423R1 ■			1SDA067441R1		1SDA067459R1		
100	1SDA067424R1 ■		1SDA067442R1 ■		1SDA067460R1			
125	1SDA067427R1 ■	33,350	1SDA067445R1 ■	37,000	1SDA067463R1	43,870		
160	1SDA067428R1 ■	40,750	1SDA067446R1	41,250	1SDA067464R1	46,390		
XT3 250	200	3	1SDA068058R1 ■	42,570	1SDA068220R1 ■	45,110		
	250		1SDA068059R1 ■	43,820	1SDA068221R1 ■	46,460		
XT3 250	200	4	1SDA068069R1 ■	48,750	1SDA068231R1 ■	52,470		
	250		1SDA068070R1 ■	50,000	1SDA068232R1 ■	53,730		

*TMF trip unit

Note: ¹⁾ for XT1 Ics = 75% Icu and XT3 Ics = 50% Icu. ²⁾ for XT1 Ics = 50% Icu

■ Stock items

Tmax XT power distribution circuit breakers

Protection: TMD/TMA - 3 Pole

XT2/XT4/XT5/XT6

Breaking capacity at 415VAC

	Icu	Ics (Icu)
N	36kA	100%
S	50kA	100%
H	70kA	100%



TMD / TMA*

			N		S		H		
Frame	In (A)	Poles	Ordering code	L.P.(₹)	Ordering code	L.P.(₹)	Ordering code	L.P.(₹)	
XT2 160	1.6	3	1SDA067000R1	23,870	1SDA067540R1	28,720	1SDA067584R1	35,590	
	2		1SDA067001R1		1SDA067541R1		1SDA067585R1		
	2.5		1SDA067002R1		1SDA067542R1		1SDA067586R1		
	3.2		1SDA067003R1		1SDA067543R1		1SDA067587R1		
	4		1SDA067004R1		1SDA067544R1		1SDA067588R1		
	5		1SDA067005R1		1SDA067545R1		1SDA067589R1		
	6.3		1SDA067006R1		1SDA067546R1		1SDA067590R1		
	8		1SDA067007R1		1SDA067547R1		1SDA067591R1		
	10		1SDA067008R1		1SDA067548R1 ■		1SDA067592R1		
	12.5		1SDA067009R1		1SDA067549R1		1SDA067593R1		
	16		1SDA067010R1 ■		1SDA067550R1 ■		1SDA067594R1		
	20		1SDA067011R1 ■		1SDA067551R1		1SDA067595R1		
	25		1SDA067012R1		1SDA067552R1 ■		1SDA067596R1		
	32		1SDA067013R1 ■		1SDA067553R1 ■		1SDA067597R1		
	40		1SDA067014R1 ■		1SDA067554R1 ■		1SDA067598R1		32,650
	50		1SDA067015R1		1SDA067555R1 ■		1SDA067599R1		
	63		1SDA067016R1 ■		1SDA067556R1 ■		1SDA067600R1 ■		
80	1SDA067017R1	1SDA067557R1 ■	1SDA067601R1						
100	1SDA067018R1 ■	1SDA067558R1 ■	1SDA067602R1 ■						
125	1SDA067019R1 ■	32,620	1SDA067559R1 ■	38,070	1SDA067603R1 ■	59,820			
160	1SDA067020R1 ■	34,840	1SDA067560R1 ■	39,470	1SDA067604R1	61,560			
XT4 250	200	1SDA068090R1 ■	49,210	1SDA068310R1 ■	50,890	1SDA068343R1	68,740		
	225	1SDA068091R1	50,080	1SDA068311R1	52,320	1SDA068344R1	69,720		
	250	1SDA068092R1 ■	51,080	1SDA068312R1 ■	53,880	1SDA068345R1 ■	71,310		
	320	1SDA100344R1 ■	54,050	1SDA100414R1 ■	60,090	1SDA100484R1 ■	78,940		
XT5 630	400	1SDA100345R1 ■	56,050	1SDA100415R1 ■	62,090	1SDA100485R1 ■	80,940		
	500	1SDA100346R1 ■	71,270	1SDA100416R1 ■	79,750	1SDA100486R1 ■	1,02,630		
	630	1SDA100347R1 ■	82,200	1SDA100417R1 ■	86,910	1SDA100487R1 ■	1,07,060		
XT6 800	800	1SDA100718R1 ■	1,08,880	1SDA100740R1 ■	1,18,300	1SDA100762R1 ■	1,23,480		

* 40 A onwards

■ Stock items

Tmax XT power distribution circuit breakers

Protection: TMD/TMA - 4 Pole

XT2/XT4/XT5/XT6

Breaking capacity at 415VAC

	Icu	Ics (Icu)
N	36kA	100%
S	50kA	100%
H	70kA	100%



TMD / TMA*

			N		S		H		
Frame	In (A)	Poles	Ordering code	L.P.(₹)	Ordering code	L.P.(₹)	Ordering code	L.P.(₹)	
XT2160	1.6	4	1SDA067021R1	32,110	1SDA067561R1	35,280	1SDA067605R1	45,630	
	2		1SDA067022R1		32,110		1SDA067606R1		
	2.5		1SDA067023R1		32,110		1SDA067607R1		
	3.2		1SDA067024R1		32,110		1SDA067608R1		
	4		1SDA067025R1		32,110		1SDA067609R1		
	5		1SDA067026R1		32,110		1SDA067610R1		
	6.3		1SDA067027R1		32,110		1SDA067611R1		
	8		1SDA067028R1		32,110		1SDA067612R1		
	10		1SDA067029R1		32,110		1SDA067613R1		
	12.5		1SDA067030R1		32,110		1SDA067614R1		
	16		1SDA067031R1		1SDA067571R1		1SDA067615R1		
	20		1SDA067032R1		27,210		1SDA067616R1		
	25		1SDA067033R1		27,210		1SDA067617R1		
	32		1SDA067034R1		27,210		1SDA067618R1		
	40		1SDA067035R1		27,210		1SDA067619R1		41,860
	50		1SDA067036R1		27,210		1SDA067620R1		
63	1SDA067037R1 ■	27,210	1SDA067621R1						
80	1SDA067038R1	27,210	1SDA067622R1						
100	1SDA067039R1 ■	27,210	1SDA067623R1						
125	1SDA067042R1 ■	40,630	1SDA067582R1 ■	44,100	1SDA067626R1	62,880			
160	1SDA067043R1 ■	43,870	1SDA067583R1 ■	46,460	1SDA067627R1	64,200			
XT4 250	200	1SDA068109R1 ■	59,020	1SDA068329R1 ■	63,340	1SDA068362R1	85,500		
	225	1SDA068110R1	61,000	1SDA068330R1	66,270	1SDA068363R1	87,780		
	250	1SDA068111R1 ■	62,830	1SDA068331R1 ■	68,250	1SDA068364R1	90,410		
	320	1SDA100383R1 ■	68,330	1SDA100453R1 ■	77,200	1SDA100519R1 ■	96,320		
XT5 630	400	1SDA100385R1 ■	70,330	1SDA100455R1 ■	79,200	1SDA100521R1 ■	98,320		
	500	1SDA100387R1 ■	88,670	1SDA100457R1 ■	99,970	1SDA100523R1 ■	1,24,240		
	630	1SDA100389R1 ■	1,00,350	1SDA100459R1 ■	1,13,700	1SDA100525R1 ■	1,26,940		
XT6 800	800	1SDA100731R1 ■	1,15,170	1SDA100753R1 ■	1,36,680	1SDA100775R1 ■	1,44,050		

* 40 A onwards

Tmax XT power distribution circuit breakers

Protection: LS/I

XT2/XT4/XT5/XT6

Breaking capacity at 415VAC

	Icu	Ics (Icu)
N	36kA	100%
S	50kA	100%
H	70kA	100%



Tmax XT is the latest generation MCCB up to 1600 A / 690V AC

- Adjustable overload, selective short circuit/ instantaneous short circuit protection
- LEDs on the front provide type of fault indication information
- The trip unit records and stores trip history and event history
- Ekip Dip trip units include thermal memory function
- Communication of MCCB status possible on Modbus RTU/TCP using Ekip Com STA Module
- Front connector allows the connection of Ekip TT and Ekip T&P for testing and programming

XT2 / XT4 / XT5 / XT6

XT2 / XT4 / XT5 / XT6			N		S		H	
Frame	In (A)	Poles	Ordering code	L.P. (₹)	Ordering code	L.P. (₹)	Ordering code	L.P. (₹)
XT2 160	10	3	1SDA067054R1	38,830	1SDA067800R1	46,600	1SDA067857R1	52,560
	25		1SDA067055R1		1SDA067801R1		1SDA067858R1	
	63		1SDA067056R1	33,470	1SDA067802R1	40,170	1SDA067859R1	51,020
	100		1SDA067057R1		1SDA067803R1		1SDA067860R1	
	160		1SDA067058R1		1SDA067804R1		1SDA067861R1	
XT4 250	250		1SDA068126R1	57,340	1SDA068475R1	66,630	1SDA068515R1	75,570
XT5 400	400		1SDA100354R1	87,260	1SDA100424R1	90,560	1SDA100490R1	1,03,070
XT5 630	630		1SDA100355R1	93,360	1SDA100425R1	95,680	1SDA100491R1	1,08,150
XT6 800	800		1SDA100719R1	1,15,780	1SDA100741R1	1,30,680	1SDA100763R1	1,56,090
XT2 160	10	4	1SDA067090R1	49,540	1SDA067833R1	58,300	1SDA067890R1	66,290
	25		1SDA067091R1		1SDA067834R1		1SDA067891R1	
	63		1SDA067092R1	43,070	1SDA067835R1	56,600	1SDA067892R1	64,350
	100		1SDA067093R1		1SDA067836R1		1SDA067893R1	
	160		1SDA067095R1		1SDA067838R1		1SDA067895R1	
XT4 250	250		1SDA068147R1	80,980	1SDA068495R1	85,960	1SDA068535R1	98,440
XT5 400	400		1SDA100396R1	98,170	1SDA100466R1	1,15,810	1SDA100528R1	1,32,000
XT5 630	630		1SDA100397R1	1,14,660	1SDA100467R1	1,23,820	1SDA100529R1	1,64,320
XT6 800	800		1SDA100732R1	1,30,820	1SDA100754R1	1,60,910	1SDA100776R1	1,91,480

■ Stock items

Tmax XT power distribution circuit breakers

Protection: LIG

XT2/XT4/XT5/XT6

Breaking capacity at 415VAC

	Icu	Ics (Icu)
N	36kA	100%
S	50kA	100%
H	70kA	100%



Tmax XT is the latest generation product up to 1600 A / 690V AC

- Adjustable Overload, Instantaneous short circuit and Ground fault protection
- LEDs on the front provide type of fault indication information
- The trip unit records and stores trip history and event history
- Ekip Dip trip units include thermal memory function
- Communication of MCCB status possible Modbus RTU/TCP using Ekip Com STA Module
- Front connector allows the connection of Ekip TT, Ekip T&P for testing and programming

Tmax XT Ekip LIG

Ekip LIG			
Frame	In (A)	Poles	
XT2 160	63	3	
	100		
	160		
XT4 250	250		
	400		
XT5 630	630		4
	800		
XT2 160	63		
	100		
	160		
XT4 250	250		
	400		
XT5 630	630		
	800		

N Version (Icu=Ics=36kA @ 415 V AC)	
Ordering Code	L.P.(₹)
1SDA100012R1 ■	53,070
1SDA100013R1 ■	
1SDA100014R1 ■	
1SDA100185R1 ■	61,370
1SDA100380R1	73,100
1SDA100381R1	89,310
1SDA100381R1	95,100
1SDA100728R1	1,32,960
1SDA100027R1 ■	61,750
1SDA100028R1 ■	
1SDA100029R1 ■	
1SDA100200R1 ■	74,710
1SDA100412R1	86,460
1SDA100412R1	1,00,370
1SDA100413R1	1,00,370
1SDA100413R1	1,17,050
1SDA100738R1	1,61,930

S Version (Icu=Ics=50kA @ 415 V AC)	
Ordering Code	L.P.(₹)
1SDA100042R1 ■	57,770
1SDA100043R1 ■	
1SDA100044R1 ■	
1SDA100044R1 ■	69,300
1SDA100215R1 ■	77,030
1SDA100450R1	91,100
1SDA100451R1	1,00,840
1SDA100750R1	1,53,590
1SDA100057R1 ■	67,580
1SDA100058R1 ■	
1SDA100059R1 ■	
1SDA100059R1 ■	82,720
1SDA100230R1 ■	89,930
1SDA100482R1	1,05,840
1SDA100483R1	1,26,720
1SDA100760R1	1,82,810

H Version (Icu=Ics=70kA @ 415 V AC)	
Ordering Code	L.P.(₹)
1SDA100072R1 ■	68,970
1SDA100073R1 ■	
1SDA100074R1 ■	
1SDA100074R1 ■	78,980
1SDA100245R1 ■	90,990
1SDA100516R1	1,23,690
1SDA100517R1	1,29,940
1SDA100772R1	1,85,130
1SDA100087R1 ■	82,660
1SDA100088R1 ■	
1SDA100089R1 ■	
1SDA100089R1 ■	96,350
1SDA100260R1 ■	1,11,600
1SDA100544R1	1,33,380
1SDA100545R1	1,73,380
1SDA100782R1	2,31,390

■ Stock items

Tmax XT power distribution circuit breakers

Protection: Dip LSIG

XT2/XT4/XT5/XT6

Breaking capacity at 415VAC

	Icu	Ics (Icu)
N	36kA	100%
S	50kA	100%
H	70kA	100%



Tmax XT is the latest generation product up to 1600 A / 690V AC

- IEC 60947-2 certification
- Adjustable overload, selective short circuit, instantaneous short circuit and ground fault protection
- LEDs on the front provide type of fault indication information
- The trip unit records and stores trip history and event history
- Ekip Dip trip units include thermal memory function
- Communication of MCCB status possible Modbus RTU/TCP using Ekip Com STA Module
- Front connector allows the connection of Ekip TT, Ekip T&P for testing and programming

Tmax XT Ekip Dip LSIG

			N		S		H	
Frame	In (A)	Poles	Ordering code	L.P. (₹)	Ordering code	L.P. (₹)	Ordering code	L.P. (₹)
XT2 160	10	3	1SDA100005R1	77,550	1SDA100035R1	82,390	1SDA100065R1	93,580
	25		1SDA100006R1		1SDA100036R1		1SDA100066R1	
	63		1SDA100007R1	75,550	1SDA100037R1	80,390	1SDA100067R1	91,580
	100		1SDA100008R1		1SDA100038R1		1SDA100068R1	
	160		1SDA100009R1		1SDA100039R1		1SDA100069R1	
XT4 250	250	3	1SDA100180R1	84,210	1SDA100210R1	88,400	1SDA100240R1	99,300
	320A		1SDA100361R1	1,09,800	1SDA100431R1	1,13,250	1SDA100497R1	1,27,740
	400A		1SDA100362R1	1,11,800	1SDA100432R1	1,15,250	1SDA100498R1	1,29,740
XT5 630	630A	3	1SDA100363R1	1,23,040	1SDA100433R1	1,25,660	1SDA100499R1	1,42,470
	800A		1SDA100723R1	1,62,250	1SDA100745R1	1,71,370	1SDA100767R1	1,95,020
XT2 160	10	4	1SDA100020R1	85,690	1SDA100050R1	88,850	1SDA100080R1	98,630
	25		1SDA100021R1		1SDA100051R1		1SDA100081R1	
	63		1SDA100022R1	83,690	1SDA100052R1	86,850	1SDA100082R1	96,630
	100		1SDA100023R1		1SDA100053R1		1SDA100083R1	
	160		1SDA100024R1		1SDA100054R1		1SDA100084R1	
XT4 250	250	4	1SDA100195R1	1,04,340	1SDA100225R1	1,05,810	1SDA100255R1	1,26,650
	320A		1SDA100403R1	1,23,580	1SDA100473R1	1,27,390	1SDA100535R1	1,37,570
	400A		1SDA100404R1	1,25,580	1SDA100474R1	1,29,390	1SDA100536R1	1,39,570
XT5 630	630A	4	1SDA100405R1	1,47,760	1SDA100475R1	1,54,080	1SDA100537R1	1,79,980
	800A		1SDA100736R1	1,81,820	1SDA100758R1	1,97,330	1SDA100780R1	2,47,100

■ Stock items

Tmax XT power distribution circuit breakers

Protection: LS/I, LSIG

- IEC 60947-2 certification
- Rating available upto 1600A
- Performance upto 100kA
- For motorized version consider XT7M & Motor operator

XT7

Breaking capacity at 415VAC

	Icu	Ics (Icu)
S	50kA	100%
H	70kA	100%

XT7 Ekip Dip LS/I

Frame	In (A)	Poles	S		H	
			Ordering code	L.P. (₹)	Ordering code	L.P. (₹)
XT7	800A	3	1SDA100826R1		1SDA100890R1	
	1000A		1SDA100827R1	Upon request	1SDA100891R1	Upon request
	1250A		1SDA100828R1		1SDA100892R1	
	1600A		1SDA100829R1		1SDA100893R1	
	800A	4	1SDA101114R1		1SDA101170R1	
	1000A		1SDA101115R1	Upon request	1SDA101171R1	Upon request
	1250A		1SDA101116R1		1SDA101172R1	
	1600A		1SDA101117R1		1SDA101173R1	

XT7 Ekip Dip LSIG

Frame	In (A)	Poles	S		H	
			Ordering code	L.P. (₹)	Ordering code	L.P. (₹)
XT7	800A	3	1SDA100834R1		1SDA100898R1	
	1000A		1SDA100835R1	Upon request	1SDA100899R1	Upon request
	1250A		1SDA100836R1		1SDA100900R1	
	1600A		1SDA100837R1		1SDA100901R1	
	800A	4	1SDA101122R1		1SDA101178R1	
	1000A		1SDA101123R1	Upon request	1SDA101179R1	Upon request
	1250A		1SDA101124R1		1SDA101180R1	
	1600A		1SDA101125R1		1SDA101181R1	

XT7M Ekip Dip LS/I

Frame	In (A)	Poles	S		H	
			Ordering code	L.P. (₹)	Ordering code	L.P. (₹)
XT7M	800A	3	1SDA101366R1		1SDA101430R1	
	1000A		1SDA101367R1	Upon request	1SDA101431R1	Upon request
	1250A		1SDA101368R1		1SDA101432R1	
	1600A		1SDA101369R1		1SDA101433R1	
	800A	4	1SDA101654R1		1SDA101710R1	
	1000A		1SDA101655R1	Upon request	1SDA101711R1	Upon request
	1250A		1SDA101656R1		1SDA101712R1	
	1600A		1SDA101657R1		1SDA101713R1	

XT7M Ekip Dip LSIG

Frame	In (A)	Poles	S		H	
			Ordering code	L.P. (₹)	Ordering code	L.P. (₹)
XT7M	800A	3	1SDA101374R1		1SDA101438R1	
	1000A		1SDA101375R1	Upon request	1SDA101439R1	Upon request
	1250A		1SDA101376R1		1SDA101440R1	
	1600A		1SDA101377R1		1SDA101441R1	
	800A	4	1SDA101662R1		1SDA101718R1	
	1000A		1SDA101663R1	Upon request	1SDA101719R1	Upon request
	1250A		1SDA101664R1		1SDA101720R1	
	1600A		1SDA101665R1		1SDA101721R1	

* For XT7, XT7M Ekip Dip LIG MCCBs ordering code, refer Tmax XT technical catalogue



Tmax XT power distribution circuit breakers

Protection: C Dip L SIG

XT2/XT4/XT5/XT6

Breaking capacity at 415VAC

	Icu	Ics (Icu)
N	36kA	100%
S	50kA	100%
H	70kA	100%



Tmax XT C Dip L SIG is the latest generation product up to 250 A / 690V AC

- IEC 60947-2 certification
- Adjustable overload, selective short circuit, instantaneous short circuit and ground fault protection
- LEDs on the front provide type of fault indication information
- The trip unit records and stores trip history and event history
- Ekip Dip trip units include thermal memory function
- Communication of MCCB status & release data possible with C Dip Modbus RTU module
- Front connector allows the connection of Ekip TT, Ekip T&P for testing and programming

**XT2 / XT4 Ekip C Dip L SIG
(Communication capable)**

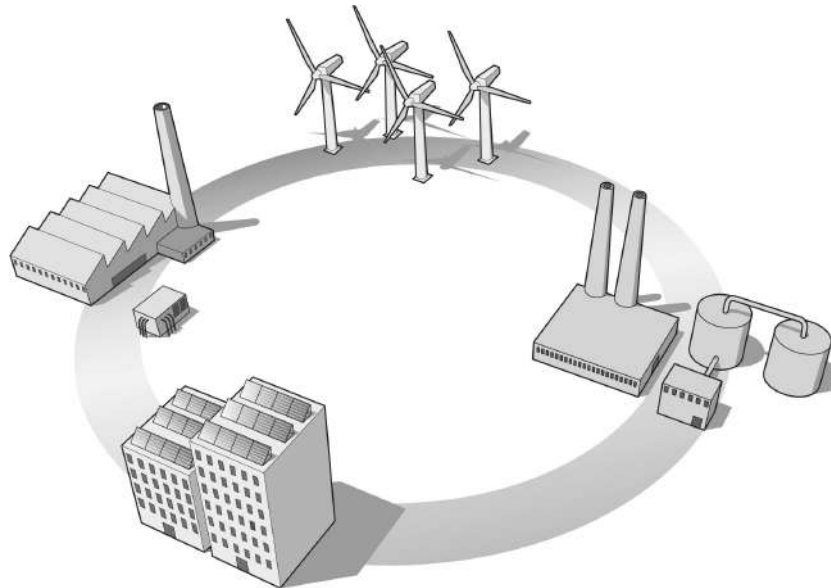
		N		S		H		
Frame	In (A)	Poles	Ordering code	L.P. (₹)	Ordering code	L.P. (₹)	Ordering code	L.P. (₹)
XT2 160	25	3	1SDX272178R1	82,050	1SDX356683R1	86,890	1SDX357425R1	98,080
	63		1SDX268780R1	80,050	1SDX268791R1	84,890	1SDX268803R1	96,080
	100		1SDX268782R1		1SDX268793R1		1SDX268805R1	
	160		1SDX268781R1		1SDX268795R1		1SDX268807R1	
XT4 250	250		1SDX268811R1	88,710	1SDX268816R1	92,900	1SDX268820R1	1,03,800
XT2 160	25	4	1SDX356687R1	90,190	1SDX356691R1	93,350	1SDX357427R1	1,03,130
	63		1SDX356689R1	88,190	1SDX356692R1	91,350	1SDX356709R1	1,01,130
	100		1SDX356695R1		1SDX356694R1		1SDX356710R1	
	160		1SDX356690R1		1SDX356693R1		1SDX356711R1	
XT4 250	250		1SDX356716R1	1,08,840	1SDX356717R1	1,10,310	1SDX356718R1	1,31,150

Tmax XT Power distribution circuit breakers

Connectivity with Tmax XT

The following table provides a frame level overview of the communication capabilities available for Tmax XT MCCBs.

- The stand-alone communication module (Modbus RTU or Modbus TCP) can be installed inside the circuit breaker to enable basic communication functions, such as status monitoring and remote control.
- The Ekip C Dip trip unit enhances these capabilities by allowing the transmission of release information in addition to status data through a dedicated Modbus RTU protocol.
- For advanced communication requirements, Ekip Touch trip units offer a comprehensive set of features, enabling detailed data exchange and extended integration options.



Circuit breaker	Trip unit Type	Module	Protocol
XT2-XT4	Switch disconnecter Thermomag Ekip Dip	Ekip Com STA	Modbus RTU
	Ekip C Dip	Ekip Com C Dip	Modbus RTU
	Ekip Touch / Hi-Touch	Ekip Com	Modbus RTU Modbus TCP Profinet Ethernet/IP IEC61850 DeviceNet Profibus-DP
XT5	Switch disconnecter Thermomag Ekip Dip	Ekip Com STA	Modbus RTU Modbus TCP
	Ekip Touch / Hi-Touch	Ekip Com	Modbus RTU Modbus TCP Profinet Ethernet/IP IEC61850 DeviceNet Profibus-DP
XT7-XT7M	Switch disconnecter Ekip Dip	-	-
	Ekip Touch / Hi-Touch	Ekip Com	Modbus RTU Modbus TCP Profinet Ethernet/IP IEC61850 DeviceNet Profibus-DP

Note: Check compatibility of communication module with internal accessories from Tmax XT technical catalogue

Tmax XT Power distribution circuit breakers

Breaking new grounds : Ekip Touch series

XT2 / XT4 (LCD display)



XT5 (Touch display)



- **Communication and connectivity:** Supports 7 onboard communication protocols :
 Modbus RTU
 Modbus TCP
 Profibus
 Profinet
 Ethernet/IP
 Devicenet
 IEC61850
- **Digital upgrade:** Digital upgrading of measurements and protections using software package
- **Ease of use Interface:** LCD display for XT2/XT4 and Touch display for XT5. BLE (Bluetooth low energy enabled)
- **Commissioning:** The setting, testing and downloading of reports can be carried out directly from a smartphone, tablet or PC
- **Watchdog:** Tmax XT ensure high reliability thanks to an electronic circuit that periodically checks the continuity of the internal connections, such as the trip coil, rating plug and each current sensor (ANSI 74). In the event of an alarm, a message is shown on the display.
- **Internal over temperature protection:** Ekip Touch/ Ekip Touch measuring also features self-protection, which ensures the correct operation of the unit in overtemperatures (OT) inside the protection trip unit.
- **Maintenance features:**
 Information of last 30 trips and 200 events.
 No. of mechanical operations. Total operating time (in hours).
 Contact wear and tear in %.
 Date of maintenance operations performed.
 Indication of maintenance operation needed.
 Failure of circuit-breaker to open (ANSI 50BF)

Protections

- L,S,I & G protections
- Neutral protection
- 2nd instantaneous protection (2I)
- MCR (making current release) - Closing on short circuit protection
- Current unbalance
- Harmonic distortion
- 2nd time delayed over current protection (S2)
- Current thresholds
- ROCOF (Rate of change of frequency)
- Synchrocheck
- Residual current protection (Rc)















Instantaneous measurements			Ekip Touch	Ekip Touch Measuring
Currents (RMS)	L1, L2, L3, Ne	[A]	●	●
Ground fault current (RMS)	Ig	[A]	●	●
Measuring package				
Phase-phase voltage (RMS)	U12, U23, U31	[V]	○	●
Phase-neutral voltage (RMS)	U1, U2, U3	[V]	○	●
Phase sequence			○	●
Frequency	f	[Hz]	○	●
Active power	P1, P2, P3, Ptot	[kW]	○	●
Reactive power	Q1, Q2, Q3, Qtot	[kVAR]	○	●
Apparent power	S1, S2, S3, Stot	[KVA]	○	●
Power factor	PF1, PF2, PF3, PF total		○	●
Peak factor	total		○	●
Active energy	Ep total, Ep positive, Ep negative	[kWh]	○	●
Reactive energy	Eq total, Ep positive, Ep negative	[kVARh]	○	●
Apparent energy	Es total	[KVAh]	○	●

● Available as standard
 ○ Available as software package to be ordered via offline software activation or during the circuit-breaker ordering phase

Tmax XT Power distribution circuit breakers

Breaking new grounds : Ekip Touch series

												
	Standard Protection	Standard Measures	Measuring Package	Voltage Protections	Frequency Protections	Power Protections	Adaptive Protections	Data Logger	Network Analyzer	Advanced Voltage Protections	ROCOF Protections	Power Controller
Ekip Touch	●	●	↑	↑	↑	↑	↑	↑	↑	↑	↑	↑
Ekip Touch Measuring	●	●	●	↑	↑	↑	↑	↑	↑	↑	↑	↑
Ekip G Touch	●	●	●	↑	↑	↑	↑	●	↑	↑	↑	↑
Ekip M Touch	●	●	●	●	●	↑	●	↑	↑	↑	↑	↑
Ekip Hi-Touch	●	●	●	●	●	↑	●	●	●	↑	↑	↑
Ekip G Hi-Touch	●	●	●	●	●	●	●	●	●	●	●	↑

● Available by default
 ↑ Updraggable
 ↑ Some functions available. Upgradable with the full package.

Ekip Touch LSIG

			N		S		H					
Frame	Current rating	No. of poles	Ordering code	L.P.(₹)	Ordering code	L.P.(₹)	Ordering code	L.P.(₹)				
XT2	100A	3	1SDX048780R1	Upon request	1SDX048814R1	Upon request	1SDX048850R1	Upon request				
	160A		1SDX048781R1		1SDX048815R1		1SDX048851R1					
XT4	250A		1SDX049224R1		1SDX049232R1		1SDX049241R1					
	320A		1SDX049830R1		1SDX049906R1		1SDX049982R1					
XT5	400A		1SDX049831R1		1SDX049907R1		1SDX049983R1					
	630A		1SDX049857R1		1SDX049933R1		1SDX050009R1					
XT7	800A		1SDA100842R1		1SDA100842R1		1SDA100906R1					
	1000A		1SDA100843R1		1SDA100843R1		1SDA100907R1					
	1250A		1SDA100844R1		1SDA100844R1		1SDA100908R1					
	1600A		1SDA100845R1		1SDA100845R1		1SDA100909R1					
XT2	100A		4		1SDX049027R1		Upon request		1SDX049055R1	Upon request	1SDX049083R1	Upon request
	160A				1SDX049028R1				1SDX049056R1		1SDX049084R1	
XT4	250A	1SDX049268R1		1SDX049275R1	1SDX049282R1							
	320A	1SDX049870R1		1SDX049946R1	1SDX050022R1							
XT5	400A	1SDX049871R1		1SDX049947R1	1SDX050023R1							
	630A	1SDX049894R1		1SDX049970R1	1SDX050046R1							
XT7*	800A	1SDA101130R1		1SDA101130R1	1SDA101186R1							
	1000A	1SDA101131R1		1SDA101131R1	1SDA101187R1							
	1250A	1SDA101132R1		1SDA101132R1	1SDA101188R1							
	1600A	1SDA101133R1		1SDA101133R1	1SDA101189R1							

Ekip Touch measuring LSIG

			N		S		H					
Frame	Current rating	No. of poles	Ordering code	L.P.(₹)	Ordering code	L.P.(₹)	Ordering code	L.P.(₹)				
XT2	100A	3	1SDX048788R1	Upon request	1SDX048822R1	Upon request	1SDX048858R1	Upon request				
	160A		1SDX048789R1		1SDX048823R1		1SDX048859R1					
XT4	250A		1SDX049226R1		1SDX049234R1		1SDX049243R1					
	320A		1SDX049836R1		1SDX049912R1		1SDX049988R1					
XT5	400A		1SDX049837R1		1SDX049913R1		1SDX049989R1					
	630A		1SDX049859R1		1SDX049935R1		1SDX050011R1					
XT7	800A		1SDA100850R1		1SDA100850R1		1SDA100914R1					
	1000A		1SDA100851R1		1SDA100851R1		1SDA100915R1					
	1250A		1SDA100852R1		1SDA100852R1		1SDA100916R1					
	1600A		1SDA100853R1		1SDA100853R1		1SDA100917R1					
XT2	100A		4		1SDX049035R1		Upon request		1SDX049063R1	Upon request	1SDX049091R1	Upon request
	160A				1SDX049036R1				1SDX049064R1		1SDX049092R1	
XT4	250A	1SDX049270R1		1SDX049277R1	1SDX049284R1							
	320A	1SDX049876R1		1SDX049952R1	1SDX050028R1							
XT5	400A	1SDX049877R1		1SDX049953R1	1SDX050029R1							
	630A	1SDX049896R1		1SDX049972R1	1SDX050048R1							
XT7*	800A	1SDA101138R1		1SDA101138R1	1SDA101194R1							
	1000A	1SDA101139R1		1SDA101139R1	1SDA101195R1							
	1250A	1SDA101140R1		1SDA101140R1	1SDA101196R1							
	1600A	1SDA101141R1		1SDA101141R1	1SDA101197R1							

* for motorized version please contact nearest branch office

Tmax XT circuit breakers

MCCB for motor protection

Type	Iu (40° C) [A]	Ue [V]		Category	Release	Icu (380 - 415 V AC) [kA]											
		AC	DC			16	25	36	50	70	85	100	120	150	200		
XT1	160	690	500	A	MF/MA	B	C	N	S	H							
XT2	160	690	500	A	MF/MA Ekip M Dip I / Dip LIU Ekip M Touch LRIU			N	S	H			L	V			
XT3	250	690	500	A	MF/MA			N	S								
XT4	250	690	750	A	MA Ekip M Dip I / Dip LIU Ekip M Touch LRIU			N	S	H			L	V	X		
XT5	400 630	690	750	B (500 A) A (630 A)	MA Ekip M Dip I / Dip LIU Ekip M Touch LRIU			N	S	H			L			V, X	
XT6	630 800	690	750	B (630A - 800 A)	Ekip M Dip I / Dip LIU			N	S	H							
XT7 / XT7M	1000 1250 1600	690		B	Ekip M Dip I Ekip M Touch LRIU				S	H			L				

Trip Units

Magnetic trip units

- MF - Magnetic only trip unit with fixed magnetic thresholds for motor protection
- MA - Magnetic only trip unit with adjustable magnetic thresholds for motor protection

Microprocessor based electronic trip units

Ekip M Dip I	I = 1 - 10 In	Ekip M Dip LIU	L = 0.40 - 1 In	Ekip M Touch LRIU	L = 0.4 - 1 In
			I = 6 - 13 In		R = 2 - 10 I1*
U = On/Off	I = 1.5 - 10 In ⁽¹⁾	U = On/Off			

L = Overload

I = Instantaneous short circuit

R = Blocked rotor

U = phase loss (U): With selector in ON position, circuit breaker trips if at least one current phase is lower than 0.1xIn and at least a second one higher than 0.25xIn;

Note: For detailed information about trip units, refer technical catalogue.

* Setting for rotor blockage - stall, refer technical catalogue.

⁽¹⁾ for XT7 Touch, I = 1.5 to 15 In, G = 0.1 to 1 In

Tmax XT motor distribution circuit breakers

Protection: Magnetic only and Microprocessor based short circuit protection MCCBs

XT2/XT4/XT5/XT6

Breaking capacity at 415VAC

	Icu	Ics (Icu)
N	36kA	100%
S	50kA	100%
H	70kA	100%

XT3

Breaking capacity at 415VAC

	Icu	Ics (Icu)
N	36KA	100%
S	50KA	50%



MF/MA*

MF/MA*	N		S		H				
	Frame	In (A) Poles	Ordering code	L.P. (₹)	Ordering code	L.P. (₹)	Ordering code	L.P. (₹)	
XT2 160	1	3	1SDA067044R1	24,000	1SDA067760R1	25,910	1SDA067770R1	29,100	
	2		1SDA067045R1		1SDA067761R1		1SDA067771R1		
	4		1SDA067046R1		1SDA067762R1		1SDA067772R1		
	8.5		1SDA067047R1		1SDA067763R1 ■		1SDA067773R1		
	12.5		1SDA067048R1 ■		1SDA067764R1 ■		1SDA067774R1		
	20		1SDA067049R1 ■		1SDA067765R1 ■		1SDA067775R1		
	32		1SDA067050R1 ■		1SDA067766R1 ■		1SDA067776R1		
	52		1SDA067051R1 ■		1SDA067767R1 ■		1SDA067777R1		27,940
	80		1SDA067052R1 ■		1SDA067768R1 ■		1SDA067778R1		48,100
	100		1SDA067053R1 ■		1SDA067769R1 ■		1SDA067779R1		
XT3 250	160	3	1SDA076529R1	34,570	1SDA076530R1 ■	37,710	1SDA076535R1	48,100	
	100		1SDA068071R1		1SDA068279R1				
	125		1SDA068072R1	29,110	1SDA068280R1	30,250			
	160		1SDA068073R1		1SDA068281R1				
XT4 250	200		1SDA068074R1	33,280	1SDA068282R1 ■	34,240	1SDA068450R1	78,310	
	320		1SDA068121R1	59,460	1SDA068440R1 ■	64,670	1SDA100500R1	80,510	
XT5 630	400		1SDA100364R1	61,910	1SDA100434R1	66,400	1SDA100501R1	80,510	
	630		1SDA100365R1		1SDA100435R1		1SDA100502R1	1,05,320	
	630		1SDA100366R1	72,410	1SDA100436R1	82,490			

* 20 amps onwards

Ekip M Dip I

Ekip M Dip I	N		S		H			
	Frame	In (A) Poles	Ordering code	L.P. (₹)	Ordering code	L.P. (₹)	Ordering code	L.P. (₹)
XT2 160	10	3	1SDA067059R1	32,470	1SDA067805R1	38,830	1SDA067862R1	41,870
	25		1SDA067060R1		1SDA067806R1		1SDA067863R1	
	63		1SDA067061R1		1SDA067807R1		1SDA067864R1	
	100		1SDA067062R1		1SDA067808R1		1SDA067865R1	
XT4 250	160		1SDA067063R1	39,980	1SDA067809R1	52,220	1SDA067866R1	56,920
	250		1SDA068131R1 ■	61,320	1SDA068480R1 ■	66,500	1SDA068520R1	79,570
XT5 630	400		1SDA100368R1	70,090	1SDA100438R1 ■	99,620	1SDA100504R1	140,980
	630		1SDA100369R1	86,610	1SDA100439R1 ■	123,150	1SDA100505R1	174,270
XT6 800	630		1SDA107565R1	115,650	1SDA107578R1	166,810	1SDA107591R1	234,390
	800		1SDA100725R1	120,650	1SDA100747R1	171,810	1SDA100769R1	239,390

■ Stock items

Tmax XT switch disconnectors

SACE Tmax XT switch-disconnectors

- IEC 60947-3 certification utilization category
- These devices are mainly used as:
 - General disconnection devices in sub-switchboards;
 - Switching and insulation devices for lines, busbars or groups of apparatus;
 - Bus ties.
- Switch-disconnector must be protected on the supply side by a coordinated device which safeguards it against short-circuits.
- Able to withstand The dynamic, thermal and current stresses with the right Making capacity(Icm)



Frame	In(A)	Icw kA (1s)	Poles	Ordering code	L.P.(₹)	Poles	Ordering code	L.P.(₹)
XT1D	160	2	3	1SDA068208R1	16,290	4	1SDA068209R1	24,050
XT3D	250	3		1SDA068210R1	35,710		1SDA068211R1	42,640
XT4D	250	3.6		1SDA068212R1	40,720		1SDA068213R1	53,970
XT5D	400	3.6		1SDA100546R1	59,070		1SDA100548R1	63,660
	630	3.6		1SDA100547R1	66,400		1SDA100549R1	81,020
XT6D	800	15		1SDA100784R1	80,930		1SDA100786R1	1,40,620
	1000	20		1SDA101906R1			1SDA101909R1	
XT7D	1250	20		1SDA101907R1			1SDA101910R1	
	1600	20		1SDA101908R1	Upon request		1SDA101911R1	Upon request
	1000	20		1SDA101912R1			1SDA101915R1	
XT7D M	1250	20		1SDA101913R1			1SDA101916R1	
	1600	20		1SDA101914R1			1SDA101917R1	

Tmax XT accessories

Accessories for Tmax MCCBs Extended spreaded terminals - ES



Frame	Kit ES 6 pcs	L.P. (₹)	Kit ES 8 pcs	L.P. (₹)
XT1	1SDA066891R1 ■	3,800	1SDA066892R1 ■	5,430
XT2	1SDA066895R1 ■	5,160	1SDA066896R1 ■	6,290
XT3	1SDA066899R1 ■	5,530	1SDA066900R1 ■	7,040
XT4	1SDA066903R1 ■	6,370	1SDA066904R1 ■	7,980
XT5	1SDA104738R1 (1/2 kit) ⁽¹⁾	4,480	1SDA104739R1 (1/2 kit) ⁽²⁾	5,940
XT6	1SDA113127R1 (Lower)	Upon request	1SDA104741R1 (1/2 Kit) ⁽²⁾	Upon request
	1SDA104740R1 (Upper)			
XT7-XT7M	1SDA073979R1 (1/2 Kit) ⁽¹⁾	Upon request	1SDA073980R1 (1/2 Kit) ⁽²⁾	Upon request

Note: Phase barrier supplied as standard with above copper spreaders.
(1) Code is for 3 pcs, if required for both top & bottom side order 2 quantities
(2) Code is for 4 pcs, if required for both top & bottom side order 2 quantities

Separator - PB



Frame	Description	3 P - 4 pcs	L.P. (₹)	4 P - 6 pcs	L.P. (₹)
XT1-XT3	PB 100mm XT1-XT3	1SDA066676R1	1,460	1SDA066681R1	2,130
	PB 200mm XT1-XT3	1SDA066678R1	1,920	1SDA066683R1	2,780
XT2-XT4	PB 100mm XT2-XT4	1SDA066675R1	1,630	1SDA066680R1	2,430
	PB 200mm XT2-XT4	1SDA066677R1 ■	2,430	1SDA066682R1	3,540
XT5	PB 100mm XT5	1SDA105002R1	1,790	1SDA105003R1	2,680
	PB 200mm XT5	1SDA105004R1	2,680	1SDA105005R1	3,890
XT6	PB 100mm XT6	1SDA105010R1	1,850	1SDA105011R1	2,950
	PB 200mm XT6	1SDA105012R1	3,170	1SDA105013R1	4,270

Auxiliary contact - AUX (Uncabled version)



Frame	Description	Ordering code	L.P. (₹)
XT1....XT6	AUX 1Q 250Vac/dc XT1...XT6	1SDA066422R1 ■	1,920
	AUX 1Q 24Vdc XT1...XT6	1SDA066423R1	2,900

Electrical signals

Auxiliary contact cabled-version - AUX - C



Frame	Description	Ordering code	L.P. (₹)
XT1....XT6	AUX-C 1Q+1SY 250V AC/DC XT1...XT6 F/P	1SDA066431R1 ■	3,250
	AUX-C 2Q+1SY 250VAC/DC XT1...XT6 F/P	1SDA066433R1 ■	5,110
	AUX-C 3Q+1SY 250VAC/DC XT2...XT6 F/P	1SDA066434R1 ■	6,320
	AUX-C 1Q+1SY 24Vdc XT1...XT6 F/P	1SDA066446R1 ■	4,680
	AUX-C 3Q+1SY 24VDC XT2...XT6 F/P	1SDA066448R1	7,290
XT2....XT4	AUX-C 3Q+2SY 250VAC/DC XT2-XT4 F/P	1SDA066436R1	7,730
	AUX-C 2Q 400V AC XT2-XT4 F/P	1SDA066440R1	4,040
	AUX-C 1Q+1SY 400Vac XT2-XT4 F/P	1SDA066444R1	6,350
XT5	AUX-C 1Q + 1SY 400V AC/DC XT5 F/P	1SDA104784R1	12,290
	AUX-C 2Q 400V AC/DC XT5 F/P	1SDA104795R1	9,430
XT7-XT7M	AUX 4Q 400V	1SDA073750R1	Upon request
	S51 250V	1SDA073776R1	Upon request

Note : Q=Changeover contact;SY/S51= Trip indication contact ;F/P: Fixed/Plug-in ; W:Withdrawable, for W Aux contact ordering code, refer Tmax XT technical catalogue

IP54 Protection for rotary handle



Frame	Description	Ordering code	L.P. (₹)
XT1....XT4	IP54 Protection for RHE	1SDA066587R1	4,120
XT5	IP54 Protection for RHD	1SDA104876R1	29,690
XT6	IP54 Protection for RHD	1SDA104877R1	32,650
XT7	IP54 Protection for RHD	1SDA104878R1	Upon Request

■ Stock items

Tmax XT accessories



Rotary handle operating mechanism

Frame	RHD	L.P. (₹)	RHE	L.P. (₹)
XT1-XT3 F/P (250mm rod)	1SDA066475R1 ■	3,350	1SDA082810R1 ■	3,090
XT1-XT3 F/P (500mm rod)			1SDA066479R1	3,420
XT2-XT4 F/P (250mm rod)	1SDA069053R1 ■	3,990	1SDA082811R1 ■	4,050
XT2-XT4 F/P (500mm rod)			1SDA069055R1	4,360
XT2-XT4 F/P-Left Lateral			1SDA069058R1	7,130
XT2-XT4 F/P-Right Lateral			1SDA069060R1	7,030
XT5 F/P	1SDA104826R1	7,200	1SDA104843R1	6,830
XT6 F/P	1SDA104832R1	9,660	1SDA104853R1	14,040
XT7 F/W	1SDA104838R1	18,710	1SDA104863R1	20,700

Note:- F/P: Fixed/Plug-in ; W:Withdrawable

Service releases

Shunt opening release - SOR



Frame	Description	Uncabled	L.P. (₹)	Cabled	L.P. (₹)
XT1... XT4	24-30 V AC/DC F/P	1SDA066314R1 ■	4,450	1SDA066322R1	6,750
	110...127V AC / 110...125V DC F/P	1SDA066316R1		1SDA066324R1	
	220...240 V ac-220...250 V DC F/P	1SDA066317R1 ■		1SDA066325R1	
XT5-XT6	380-440 V ac F/P	1SDA066318R1	8,430	1SDA066326R1	16,680
	24...60V AC/DC F/P	1SDA104925R1		1SDA104933R1	
	110...240Vac-110...250Vdc F/P	1SDA104926R1		1SDA104934R1	
XT7-XT7M	24...60V AC/DC	1SDA073668R1	Upon request		
	110...120V AC/DC	1SDA073672R1			
	220...240V AC/DC	1SDA073674R1			

Note: F/P: Fixed/Plug-in

Under voltage release - UVR



Frame	Description	Uncabled	L.P. (₹)	Cabled	L.P. (₹)
XT1...XT4	24-30 VAC/DC F/P	1SDA066389R1	8,170	1SDA066396R1	12,720
	110...127V AC / 110...125V DC F/P	1SDA066391R1		1SDA066398R1	
	220-240Vac-220-250V DC F/P	1SDA066392R1 ■		1SDA066399R1 ■	
	380-440 V AC F/P	1SDA066393R1 ■		1SDA066400R1	
XT5-XT6	24V AC/DC F/P	1SDA104941R1	17,210	1SDA104955R1	19,460
	110...127V AC - 110...125V DC Vac/dc F/P	1SDA104943R1		1SDA104957R1	
	220...240V AC-220...250V DC F/P	1SDA104944R1		1SDA104958R1	
	380...440V AC F/P	1SDA104945R1		1SDA104959R1	
XT7-XT7M	24...60V AC/DC	1SDA073694R1	Upon Request		
	110...120V AC/DC	1SDA073698R1			
	220...240V AC/DC	1SDA073700R1			

Note: F/P: Fixed/Plug-in

Accessories for Ekip Dip trip units

Frame	Description	Ordering code	L.P. (₹)
XT2-XT4	EKIP COM RTU for XT2-XT4 Ekip C Dip F/P	1SDA122799R1	32,960
	KIT x CONNECTION Vaux 24Vdc XT2-XT4 F/P	1SDA066980R1	6,630

Note:- F/P: Fixed/Plug-in

■ Stock items

Tmax XT accessories



Motor operator with direct action - MOD

Frame	Description	Ordering code	L.P.(₹)
XT1-XT3	MOD XT1-XT3 24 V dc	1SDA066457R1	45,290
	MOD XT1-XT3 48...60 V dc	1SDA066458R1	
	MOD XT1-XT3 110...125 V ac/dc	1SDA066459R1	37,250
	MOD XT1-XT3 220...250 V ac/dc	1SDA066460R1	
	MOD XT1-XT3 380...440 V ac	1SDA066461R1	
	MOD XT1-XT3 480...525 V ac	1SDA066462R1	



Stored Energy Motor Operator - MOE, Stored energy motor operator with electronics - MOE-E

Frame	Description	MOE	L.P. (₹)	MOE-E	L.P. (₹)
XT2-XT4	24 V DC	1SDA066463R1	64,530	1SDA066469R1	77,430
	110...125V AC/DC	1SDA066465R1	53,170	1SDA066471R1	63,810
	220...250 V AC / DC	1SDA066466R1		1SDA066472R1	
	380...440 V AC	1SDA066467R1	64,530	1SDA066473R1	77,430
XT5	24 V DC	1SDA104879R1	91,860	1SDA104899R1	1,10,240
	110...125V AC/DC	1SDA104883R1	75,920	1SDA104903R1	91,100
	220...250V AC/DC	1SDA104885R1		1SDA104905R1	
XT6	24 V DC	1SDA104889R1	Upon request		
	110...125V AC/DC	1SDA104893R1			
	220...250V AC/DC	1SDA104895R1			



Time delay device for under voltage release- UVD

Frame	Description	Ordering code	L.P. (₹)
XT1...XT6	UVD XT1...XT6 24...30 Vac/dc	1SDA051357R1	75,910
	UVD XT1...XT4 110...125V AC/DC	1SDA051360R1	74,660
	UVD XT1...XT4 220...250V AC/DC	1SDA051361R1	
	UVDXT5...XT6 24...30V AC/DC	1SDA101983R1	83,510
	UVD XT5...XT6 110...125V AC/DC	1SDA101981R1	82,130
	UVD XT5...XT6 220...250 Vac/dc	1SDA101982R1	
XT7-XT7M	UVD 24/30 Vac/dc	1SDA038316R1	Upon request
	UVD 110/127 Vac/dc	1SDA038319R1	
	UVD 220...250 Vac/dc	1SDA038320R1	



Low insulating terminal covers - LTC

Frame	Description	3 Pole-2 pcs	L.P. (₹)	4 Pole-2 pcs	L.P. (₹)
XT1...XT4	LTC XT1	1SDA066655R1	3,860	1SDA066656R1	4,670
	LTC XT2	1SDA066657R1		1SDA066659R1	
	LTC XT3	1SDA066660R1	4,070	1SDA066661R1	5,210
	LTC XT4	1SDA066662R1		1SDA066663R1	5,940
XT5	LTC XT5	1SDA105018R1	5,530	1SDA105019R1	7,510
XT6	LTC XT6	1SDA105020R1	6,030	1SDA105021R1	8,280
XT7-XT7M	LTC XT7	1SDA107475R1	Upon request	1SDA107476R1	Upon request




High insulating terminal covers - HTC

Frame	Description	3 Pole-2 pcs	L.P. (₹)	4 Pole-2 pcs	L.P. (₹)
XT1...XT4	HTC XT1	1SDA066664R1	5,270	1SDA066665R1	7,260
	HTC XT2	1SDA066666R1	5,960	1SDA066667R1	8,190
	HTC XT3	1SDA066668R1	6,450	1SDA066669R1	8,970
	HTC XT4	1SDA066670R1	7,180	1SDA066671R1	9,900
XT7-XT7M	HTC XT7	1SDA105029R1	Upon request	1SDA105030R1	Upon request

Tmax XT accessories

Key lock Key Lock - KLC



Frame	Description	Ordering code	L.P. (₹)
	KLC XT1 RONIS Key Lock Diff.Key, Removable In Open Pos.	1SDA066593R1	
	KLC XT1 RONIS Key Lock Same Key Type A, Removable in Open Pos.	1SDA066594R1	
	KLC XT1 RONIS Key Lock Same Key Type B, Removable in Open Pos.	1SDA066595R1	
	KLC XT2-XT4 RONIS Key Lock Diff.Key, Removable In Open Pos.	1SDA066599R1	
XT1....XT4	KLC XT2-XT4 RONIS Key Lock Same Key Type A, Removable in Open Pos.	1SDA066600R1 ■	4,000
	KLC XT2-XT4 RONIS Key Lock Same Key Type B, Removable in Open Pos.	1SDA066601R1	
	KLC XT3 RONIS Key Lock Diff.Key, Removable In Open Pos.	1SDA066605R1	
	KLC XT3 RONIS Key Lock Same Key Type A, Removable in Open Pos.	1SDA066606R1	
	KLC XT3 RONIS Key Lock Same Key Type B, Removable in Open Pos.	1SDA066607R1	
	KLC XT5-XT6 RONIS Key Lock Diff.Key, Removable In Open Pos.	1SDA105066R1	
XT5-XT6	KLC XT5-XT6 RONIS Key Lock Same Key Type A, Removable in Open Pos.	1SDA105062R1	6,980
	KLC XT5-XT6 RONIS Key Lock Same Key Type B, Removable in Open Pos.	1SDA105063R1	
	KLC XT7 RONIS Key Lock Diff.Key, Removable In Open Pos.	1SDA105075R1	
XT7	KLC XT7 RONIS Key Lock Same Key Type A, Removable in Open Pos.	1SDA105071R1	Upon request
	KLC XT7 RONIS Key Lock Same Key Type B, Removable in Open Pos.	1SDA105072R1	

Key Lock for Rotary Handle & FLD - RHL



Frame	Description	Ordering code	L.P. (₹)
	RHL XT1..XT4 KEY LOCK RONIS Diff. Keys	1SDA066617R1 ■	
XT1....XT4	RHL XT1..XT4 KEY LOCK RONIS TYPE A	1SDA066618R1 ■	3,170
	RHL XT1..XT4 KEY LOCK RONIS TYPE B	1SDA066619R1	
	RHL XT5 KEY LOCK RONIS Diff. Keys	1SDA105081R1	
XT5	RHL XT5 KEY LOCK RONIS TYPE A	1SDA105082R1	
	RHL XT5 KEY LOCK RONIS TYPE B	1SDA105083R1	
	RHL XT6-XT7 KEY LOCK RONIS Diff. Keys	1SDA105091R1	6,110
XT6 - XT7	RHL XT6-XT7 KEY LOCK RONIS TYPE A	1SDA105086R1	
	RHL XT6-XT7 KEY LOCK RONIS TYPE B	1SDA105087R1	

Key lock for motor operated- MOL



Frame	Description	Ordering code	L.P. (₹)
	MOL-D XT1-XT3 KEY LOCK RONIS DIFF. KEY	1SDA066623R1	
XT1-XT3	MOL-S XT1-XT3 KEY LOCK RONIS TYPE A	1SDA066624R1	
	MOL-S XT1-XT3 KEY LOCK RONIS TYPE B	1SDA066625R1	
	MOL-D XT2-XT4 KEY LOCK RONIS DIFF. KEY	1SDA066629R1	6,750
XT2-XT4	MOL-S XT2-XT4 KEY LOCK RONIS TYPE A	1SDA066630R1	
	MOL-S XT2-XT4 KEY LOCK RONIS TYPE B	1SDA066631R1	
	MOL-D XT5-XT6 KEY LOCK RONIS DIFF. KEY	1SDA105092R1	
XT5-XT6	MOL-S XT5-XT6 KEY LOCK RONIS TYPE A	1SDA105093R1	11,830
	MOL-S XT5-XT6 KEY LOCK RONIS TYPE B	1SDA105095R1	

Key Lock or Fixed Part- KLF



Frame	Description	Ordering code	L.P. (₹)
	KL-D Ronis key lock different keys	1SDA066298R1	
XT2-XT4	KL-S Ronis key lock Same key Type A	1SDA066300R1	6,300
	KL-D Ronis key lock different keys	1SDA105109R1	
XT5-XT6	KL-S Ronis key lock Same key Type A	1SDA105110R1	9,130

Note : For other combinations of keylock, contact nearest sales office

Test and configuration unit



Frame	Description	Ordering code	L.P. (₹)
XT2 - XT7	Ekip TT Trip test unit	1SDA066988R1	13,490

■ Stock items

Tmax XT accessories



Pad Lock - PLL

Frame	Description	Ordering code	L.P. (₹)
XT1....XT4	PLL XT1-XT3 REMOV.PADL.DEVICE OPEN PLUG	1SDA066588R1	2,970
	PLL XT1-XT3 PADLOCKS DEVICE OPEN	1SDA066589R1	
	PLL XT2-XT4 PADLOCKS DEVICE OPEN	1SDA066590R1	
	PLL XT1-XT3 PADLOCKS DEVICE OP/CL	1SDA066591R1	
	PLL XT2-XT4 PADLOCKS DEVICE OP/CL	1SDA066592R1	
XT5-XT6	PLL XT5 REM.PADLOCKS DEVICE OPEN	1SDA105100R1	7,720
	PLL XT5 PADLOCKS DEVICE OPEN	1SDA105099R1	
	PLL XT5 PADLOCKS DEVICE OP/CL	1SDA105098R1	
	PLL XT6 REM.PADLOCKS DEVICE OPEN	1SDA105103R1	
	PLL XT6 PADLOCKS DEVICE OPEN	1SDA105102R1	
XT7	PLL XT6 PADLOCKS DEVICE OP/CL	1SDA105101R1	Upon Request
	PLL XT7 PADLOCKS DEVICE OPEN	1SDA105104R1	



Mechanical interlock between circuit breakers

Frame	Description	Ordering code	L.P. (₹)
XT1....XT4	MIR-HR XT1..XT4 MECH INTERLOCK HOR. 2 CB**	1SDA066637R1	8,830
	MIR-VR XT1...XT4 MECH INTERLOCK VER. 2 CB**	1SDA066638R1	
	MIR-P PLATE x XT1 F	1SDA066639R1	
	MIR-P PLATE x XT2 F	1SDA066641R1	
	MIR-P PLATE x XT3 F	1SDA066643R1	
XT5	MIR-P PLATE x XT4 F	1SDA066645R1	47,380
	MIR-H XT5 MECH,LOCK REAR HO. 2 C.BREAKER	1SDA105117R1	
	MIR-V XT5 MECH,LOCK REAR VE. 2 C.BREAKER	1SDA105119R1	
XT6	MIR-P x XT5 F	1SDA105122R1	12,280
	MIR-H XT6 MECH,LOCK REAR HO. 2 C.BREAKER	1SDA105118R1	
	MIR-V XT6 MECH,LOCK REAR HO. 2 C.BREAKER	1SDA105120R1	
XT7	MIR-P x XT6 F	1SDA105126R1	13,510
	Cable Kit for Interlock XT7	Contact nearest sales office	
	Cable Kit for Interlock XT7		
	Plate for Interlock XT7		
XT7	Plate for Interlock XT7		Upon request

Note : ** Following must be ordered to make the rear interlock.

1. A MIR-HR or MIR-VR
2. A plate MIR-P for each circuit breaker to be interlocked
3. Order 1 No. of frame and 2 Nos. of plate per interlocking set for XT1 ... XT6
4. Order 2 Nos. of plate and 1 No. of Cable per interlocking set for XT7



Residual current devices		3 Pole		4 Pole		
Frame	Description	Ordering code	L.P. (₹)	Ordering code	L.P. (₹)	
XT1	RC Inst x XT1	1SDA067122R1	41,230	1SDA067124R1	47,710	
	RC Sel x XT1	1SDA067123R1		1SDA067125R1		
	RC Sel 200 x XT1			1SDA067121R1		59,450
XT2	RC Sel x XT2		1,02,160	1SDA067126R1	87,190	
	RC Inst x XT3	1SDA067127R1		1SDA067129R1	1,09,860	
XT3	RC Sel x XT3	1SDA067128R1	1,13,490	1SDA067130R1	1,20,890	
	RC B Type x XT3			1SDA067132R1		1,70,600
	RC Sel x XT5			1SDA105131R1		Upon request



Automation transfer switch - ATS

Automatic transfer switch			
Frame	Description	Ordering code	L.P. (₹)
XT2-XT4/ XT5-	ATS021	1SDA065523R1	Upon request
XT7/ E1.2-E6.2	ATS022	1SDA065524R1	

Note : ATS will be used along with either two motorized ACB or MCCBs with required interlocking and changeover base plate as per the requirement.

■ Stock items

Tmax XT conversion kit

Plug-in Kit



Fixed part of a plug-in circuit-breaker

+



Fixed circuit-breaker

+



Moving part of a plug-in circuit-breaker

+



Connectors*

=



Plug-in circuit-breaker

Drawout Kit



Fixed part of a drawout circuit-breaker

+



Fixed circuit-breaker

+



Moving part of a drawout circuit-breaker

+



Frontal accessory FLD**

=



Drawout circuit-breaker

Plug-in and drawout conversion

Frame	Description	3 Pole	L.P. (₹)	4 Pole	L.P. (₹)
XT1	Plug-in moving part	1SDA066276R1	8,220	1SDA066277R1	11,380
	Plug-in fixed part	1SDA068183R1	15,070	1SDA068185R1	21,420
XT2	Plug-in moving part	1SDA066278R1	9,160	1SDA066279R1	12,430
	Plug-in fixed part	1SDA068187R1	16,470	1SDA068190R1	23,370
XT3	Plug-in moving part	1SDA066280R1	11,360	1SDA066281R1	13,970
	Plug-in fixed part	1SDA068192R1	16,960	1SDA068194R1	24,600
XT4	Plug-in moving part	1SDA066282R1	13,320	1SDA066283R1	18,120
	Plug-in fixed part	1SDA068196R1	18,330	1SDA068198R1	25,390
XT5 400	Plug-in moving part	1SDA104707R1	Upon Request	1SDA104708R1	Upon Request
	Plug-in fixed part	1SDA104668R1		1SDA104672R1	
XT5 630	Plug-in moving part	1SDA104709R1	Upon Request	1SDA104710R1	Upon Request
	Plug-in fixed part	1SDA104676R1		1SDA104679R1	
XT2	Drawout moving part	1SDA066284R1	15,130	1SDA066285R1	21,420
	Drawout fixed part	1SDA068200R1	33,770	1SDA068202R1	46,520
XT4	Drawout moving part	1SDA066286R1	17,240	1SDA066287R1	23,370
	Drawout fixed part	1SDA068204R1	35,440	1SDA068206R1	49,180
XT5 400	Drawout moving part	1SDA104711R1	Upon Request	1SDA104712R1	Upon Request
	Drawout fixed part	1SDA104682R1		1SDA104686R1	
XT5 630	Drawout moving part	1SDA104713R1	Upon Request	1SDA104714R1	Upon Request
	Drawout fixed part	1SDA104690R1		1SDA104693R1	
XT6	Drawout moving part	1SDA104715R1	Upon Request	1SDA104716R1	Upon Request
	Drawout fixed part	1SDA104696R1		1SDA104699R1	
XT7	Drawout moving part	1SDA104702R1	Upon Request	1SDA104704R1	Upon Request
	Drawout fixed part	1SDA104717R1		1SDA104718R1	

Note:

* For plug-in MCCB with electrical accessories, connectors to be ordered

(1) For drawout MCCB with shunt opening and undervoltage release dedicated connectors are available

** FLD or rotary handle or motor operator is mandatory to select for a drawout MCCB

Connectors



Description	Ordering code	L.P. (₹)
Socket-plug panel connector with 3PINS (XT1...XT4)	1SDA066409R1	2,610
Socket-plug panel connector with 6PINS (XT1...XT4)	1SDA066410R1	4,990
Socket-plug panel connector with 9PINS (XT1...XT4)	1SDA066411R1	7,520
Socket-plug panel connector with 15PINS (XT1...XT4)	1SDA066412R1	12,350
Socket-plug connector of moving part 12PINS (XT2...XT4)	1SDA066413R1	13,320
Socket-plug connector of fixed part 12PINS (XT2...XT4)	1SDA066414R1	
Connector 4th pole SOR-PS-SOR (XT2...XT4)	1SDA066415R1 (1)	2,590
Connector 4th pole UVR (XT2...XT4)	1SDA066418R1 (1)	2,380
Connector 4th pole YO (XT5)	1SDA104968R1 (1)	2,660
Connector 4th pole YU (XT5)	1SDA104970R1 (1)	2,440

Note: For Plug-in MCCB Accessories, refer Tmax XT common accessories section

Tmax XT (Withdrawable) accessories



Rotary handle operating mechanism

Frame	RHD	L.P. (₹)	RHE	L.P. (₹)
XT2-XT4 W	1SDA066476R1	4,560	1SDA066480R1 ■	5,280
XT5 W STAND. DIRECT	1SDA104828R1	8,350	1SDA104844R1	13,250
XT6 W STAND. DIRECT	1SDA104834R1	14,450	1SDA104854R1	16,850
XT7 F/W	1SDA104838R1	18,710	1SDA104863R1	20,700

Service releases

Shunt opening release - SOR



Frame	Description	Code	L.P. (₹)
XT1... XT4	24-30 V AC/DC W	1SDA066329R1	11,450
	110-127V AC / 110-125V DC Vac/dc W	1SDA066331R1	
	220...240 V ac-220...250 V DC W	1SDA066332R1	
	380-440 V AC W	1SDA066333R1	
XT5	110..240 Vac - 110..250 Vdc W	1SDA104930R1	18,010
XT6	110..240 Vac - 110..250 Vdc W	1SDA104938R1	18,010
XT7-XT7M	220...240V AC/DC	1SDA073674R1	Upon request

Note: W:Withdrawable

Under voltage release - UVR



Frame	Description	Code	L.P. (₹)
XT1...XT4	24-30 VAC/DC W	1SDA066403R1	13,770
	110...127V AC / 110...125V DC Vac/dc W	1SDA066405R1	
	220-240Vac-220-250V DC W	1SDA066406R1	
	380-440 V AC W	1SDA066407R1	
XT5	110..127V AC - 110..125V DC Vac/dc W	1SDA104950R1	20,820
	220..240 Vac - 220..250 Vdc W	1SDA104951R1	
XT6	110..127V AC - 110..125V DC Vac/dc W	1SDA104964R1	20,820
	220..240 Vac - 220..250 Vdc W	1SDA104965R1	
XT7-XT7M	220...240V AC/DC	1SDA073700R1	Upon Request

Note: W:Withdrawable

Accessories for electronic trip units

Frame	Description	Ordering code	L.P. (₹)
XT2-XT4	EKIP COM RTU for XT2-XT4 Ekip C Dip W	1SDA122800R1	Upon request
	KIT x CONNECTION Vaux 24Vdc XT2-XT4 W	1SDA066981R1	7,430

Note:- W:Withdrawable

ABB ArTu Formula Switchboard **NEW**

Low voltage main distribution switchboard

ArTu Formula is ABB's latest main distribution switchboard solution, featuring a fixed type design with rated currents of up to 4000A and short-circuit ratings of up to 50kA. It is engineered with the fundamental objectives of

enhancing flexibility for users regarding product and feature selection and ensuring simplicity, enabling a better fit between requirements and solutions and ensuring maximal value realization.



Type tested assembly

Fully compliant with IEC 61439-1 and IEC 61439-2 standards.



Versatile applications

Supports various applications, including PCC, MCC and PDB, with segregation types up to Form 4B, IP ratings up to IP54, and current ratings from 250A to 4000A.



Functional floor space

Increases functional floor space in buildings.



Fast & efficient assemblies

Optimized standardization of parts and assembly procedures enhances efficiency.



AIR CIRCUIT-BREAKERS

SACE Formula Air

Simplicity and safety, up to 50kA

Formula Air is an ideal solution for main installation requirements, from distribution switchboards to onboard compartments. This comprehensive range offers the most suitable solution for each specific set of requirements. Easy to use Formula Air products are also easy to order.

Possibility to change, on site, the orientation of the rear terminals from horizontal to vertical or vice versa which allows adaptability to accommodate last minutes changes busbar design.

Front terminals are available for breakers up to 1600A in fixed version to have switchboard with compact dimensions.

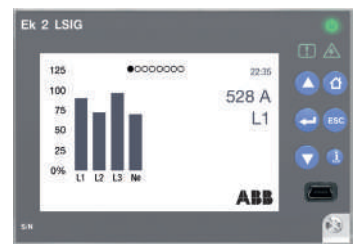

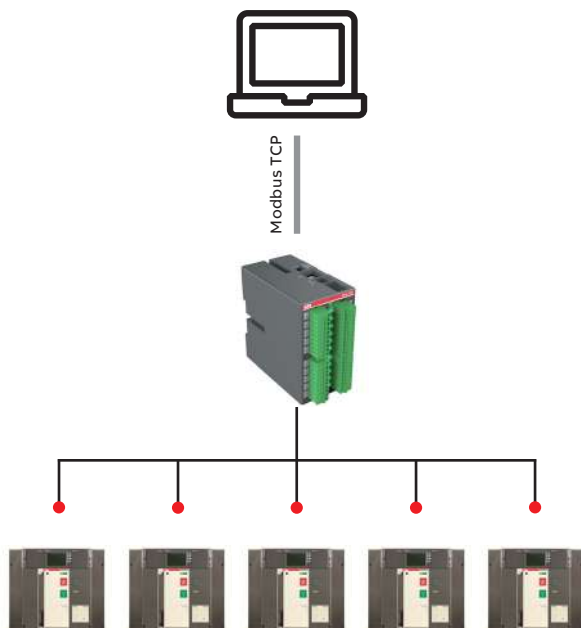
With high mechanical and electrical life Formula Air circuit breakers offer high longevity to the installation.

The ACBs are available in 3 sizes up to 4000A with performance level up to 50kA which are equipped with Ek 1 and Ek 2 trip units.



Ratings available

Frame	630A	800A	1000A	1250A	1600A	2000A	2500A	3200A	4000A
FA1	•	•	•	•	•				
FA2					•	•			
FA4							•	•	•



Protection releases

Parameters	EK 1 - LI	EK1- LSIG	EK2-LSIG
Neutral protection	•	•	•
Switchable thermal memory	•	•	•
Graphical display with current metering			•
Closing on short-circuit (MCR)			•
Start-up function			•
Instantaneous earth fault (G-ANSI 50N)			•
Current unbalance protection			•
Watchdog function	•	•	•
Contact wear Indication			•
Display of No. of operation			•
Display of last maintenance date			•
Zone Selectivity for S & G protections			•
Display of 20 trip history & 100 events			•
Test function	•	•	•
Download breaker maintenance data from ACB	•	•	•

Communication made easy. Formula Air circuit breakers can communicate the status on Modbus TCP protocol through a Ekip signalling 10k signalling module. It can control up to 5 ACBs and communicate status of 5 breakers.

SACE Formula Air

Product details

- Range from 630A to 4000A in 3 frame sizes and 2 types of protection release
- Icu = Ics = Icw/1 sec = 50kA at 440V
- Available in fixed and draw out versions
- Trip history - Last 20 trip history and Last 100 events with time stamping
- Switchable thermal memory
- Fully rated neutral with built-in protection
- Terminal orientation changeable at site for ease of termination
- New push-in type accessory terminal box
- Clear marking of accessory cabinet and terminal box for easy identification
- Interchangeable protection units

Draw - out version

Pole	Current Rating (In)	Icu/Icw (1s) kA @ 415V	CB/Frame	EK1 LI	EK1 LSIG	EK2 LSIG
				MDO	MDO	MDO
				HR/VR	HR/VR	HR/VR
3P	800A	50/50kA	FA1	3,51,670	3,57,170	3,71,170
	1000A	50/50kA	FA1	3,66,740	3,72,240	3,86,240
	1250A	50/50kA	FA1	4,05,680	4,11,180	4,25,180
	1600A	50/50kA	FA1	4,67,060	4,72,560	4,86,560
	1600A	50/50kA	FA2	4,68,840	4,74,340	4,88,340
	2000A	50/50kA	FA2	6,58,130	6,63,630	6,77,630
	2500A	50/50kA	FA4	8,13,870	8,19,370	8,33,370
	3200A	50/50kA	FA4	9,74,930	9,80,430	9,94,430
	4000A	50/50kA	FA4	11,99,440	12,04,940	12,18,940
4P	800A	50/50kA	FA1	4,44,620	4,50,120	4,64,120
	1000A	50/50kA	FA1	4,65,740	4,71,240	4,85,240
	1250A	50/50kA	FA1	5,12,270	5,17,770	5,31,770
	1600A	50/50kA	FA1	5,52,860	5,58,360	5,72,360
	1600A	50/50kA	FA2	5,73,210	5,78,710	5,92,710
	2000A	50/50kA	FA2	8,05,750	8,11,250	8,25,250
	2500A	50/50kA	FA4	9,78,780	9,84,280	9,98,280
	3200A	50/50kA	FA4	11,95,260	12,00,760	12,14,760
	4000A	50/50kA	FA4	15,34,720	15,40,220	15,54,220

Fixed version

Pole	Current Rating (In)	Icu/Icw (1s) kA @ 415V	CB/Frame	EK1 LI	EK1 LSIG	EK2 LSIG
				MF	MF	MF
				F-HR/VR	F-HR/VR	F-HR/VR
3P	800A	50/50kA	FA1	2,58,600	2,64,100	2,78,100
	1000A	50/50kA	FA1	2,80,440	2,85,940	2,99,940
	1250A	50/50kA	FA1	3,20,310	3,25,810	3,39,810
	1600A	50/50kA	FA1	3,40,560	3,46,060	3,60,060
	1600A	50/50kA	FA2	3,68,540	3,74,040	3,88,040
	2000A	50/50kA	FA2	4,88,580	4,94,080	5,08,080
	2500A	50/50kA	FA4	5,98,480	6,03,980	6,17,980
	3200A	50/50kA	FA4	8,64,480	8,69,980	8,83,980
	4000A	50/50kA	FA4	10,70,330	10,75,830	10,89,830
4P	800A	50/50kA	FA1	3,26,810	3,32,310	3,46,310
	1000A	50/50kA	FA1	3,52,790	3,58,290	3,72,290
	1250A	50/50kA	FA1	4,00,500	4,06,000	4,20,000
	1600A	50/50kA	FA1	4,41,980	4,47,480	4,61,480
	1600A	50/50kA	FA2	4,84,020	4,89,520	5,03,520
	2000A	50/50kA	FA2	6,41,000	6,46,500	6,60,500
	2500A	50/50kA	FA4	7,66,150	7,71,650	7,85,650
	3200A	50/50kA	FA4	10,64,810	10,70,310	10,84,310
	4000A	50/50kA	FA4	13,28,390	13,33,890	13,47,890

1) MF : Manually operated fixed breaker with Micro-processor release - 4 NO + 4 NC Aux. contact as standard (FA1..FA4)

2) MDO : Manually operated drawout breakers with Micro-processor releases - 4 NO + 4 NC Aux. contact as standard (FA1...FA4)

SACE Formula Air Accessories

Description	Order Code	List Price (₹)
ELECTRICAL ACCESSORIES		
CONVERSION KIT FROM MDO to EDO FA1		98,990
CONVERSION KIT FROM MDO to EDO FA2_FA4		98,990
(Comprises Closing Coil, Opening Coil & Motor Operator) Specify the coil voltages while ordering Conversion Kit		
UNDER VOLTAGE RELEASE FA 220-240VAC/DC	1SDA080523R1	13,160
SHUNT OPENING COIL FA 220-240VAC/DC	1SDA080519R1	12,570
SHUNT Closing COIL FA 220-240VAC/DC	1SDA080521R1	12,570
MOTOR OPERATOR FA1 220-240VAC/DC	1SDA085086R1	73,850
MOTOR OPERATOR FA2-FA4 220-240VAC/DC	1SDA080525R1	73,850
TRIP INDICATION FA1	1SDA085093R1	
TRIP INDICATION FA2-FA4	1SDA080538R1	8,840
Open/closed auxiliary contacts- AUX 15Q 400V FA1 #	1SDA085090R1	34,350
Open/closed auxiliary contacts - AUX 6Q FA2/FA4	1SDA080532R1	24,730
MECHANICAL ACCESSORIES		
MECH.OPERATION COUNTER FA1	1SDA085094R1	13,740
MECH.OPERATION COUNTER FA2-FA4	1SDA080540R1	13,740
KEY LOCK IN OPEN POS. DIFF. KEYS FA1	1SDA085095R1	8,950
KEY LOCK IN OPEN POS. DIFF. KEYS FA2-FA4	1SDA080541R1	8,950
KEY LOCK IN OPEN POS. SAME KEYS FA1	1SDA085096R1	8,950
KEY LOCK IN OPEN POS. SAME KEYS FA2-FA4	1SDA080542R1	8,950
KEYLOCK IN RACK - IN/TEST/RACK - OUT POS. Diff Keys FA1	1SDA085104R1	11,130
KEYLOCK IN RACK - IN/TEST/RACK - OUT POS. Diff Keys FA2-FA4	1SDA080550R1	11,130
KEYLOCK IN RACK - IN/TEST/RACK - OUT POS. Same Keys FA1	1SDA085105R1	11,130
KEYLOCK IN RACK - IN/TEST/RACK - OUT POS. Same Keys FA2-FA4	1SDA080551R1	11,130
Protection for Opening and Closing Push Button FA1	1SDA085115R1	2,710
Protection for Opening and Closing Push Button FA2-FA4	1SDA080561R1	2,710
IP 54 Cover FA1	1SDA085118R1	19,680
IP 54 Cover (Diff Keys) FA2-FA4	1SDA080568R1	19,680
MODULE		
Ek SUPPLY 110-240VAC/DC FA	1SDA080584R1	24,220

Note:

- All fixed parts are supplied as HR-HR configuration, however, it can be converted to HR/VR configuration
- All fixed ACBs are considered with rear HR-HR Terminals which can be converted to HR/VR configuration as per requirement
- All ACBs are suitable for floor mounting
- To arrive at the disconnecter (MS Version) price, please reduce the LP of breakers with LI release by ₹15,000/- and add the price of the Aux. contact, if required. Safety shutter is inbuilt as standard in the fixed part.
- All requirement of Electrically operated ACBs (FA1-FA4 frame) with required control voltage will be factory fitted with Shunt Opening Coil, Shunt Closing Coil, Motor Operator as standard supply.
- ATO (Assembly to order), ACB with accessories fitment can be supplied from the factory fitted while ordering to ABB.
- For other accessories and voltages please contact nearest sales office.

** Price considered is for 240V, for other voltages, please contact the nearest sales office

For FA1 below material needs to be considered with AUX 15Q
 Plate for fixed - floor mounted - 1SDA079783R1
 Plate for withdrawable - 1SDA079784R1

SACE Formula DSP P1-P4

Performance made simple



The new SACE FORMULA DSP family consists of four frames (P1, P2, P3 and P4) reaching up to 160A, 250A, 630A and 800A respectively. The four frames are available with thermal-magnetic trip units to cover the most common AC and DC fields. Availability of most requested accessories guarantees the possibility to fulfil the main applications needs.



Easy to install

Click-in fixing for accessories to guarantee time saving and fast installations.



Simplified selection

Availability of a short list of codes enables simplified product selection and easy ordering.



Quality

ABB long experience in molded-case circuit breakers design is a guarantee of quality.



Sustainability

Compliance with the international regulations of product materials and environmental health and safety.



- Compliance to IEC 60947-2 standards
- Offering from 40A to 800A in 4 frame sizes
- Available upto 50kA performance levels (Icu = Ics)
- Circuit breakers for AC and DC applications
- Double insulation
- Isolation behaviour
- Positive operation
- Accessories covering the main standard applications and needs

Power distribution protection

Field of application	Trip Unit	L – Overload Protection								I – Short-circuit Protection					
		Current Threshold								Trip Time		Current Threshold		Trip Time	
Power Distribution Protection	TMD	70% to 100% x In								Fixed		Fixed		Fixed instantaneous	
	TMA	70% to 100% x In								Fixed		5 to 10 x In		Fixed instantaneous	
	In [A]	40	63	80	100	125	160	200	250	320	400	630	800		
TMD	P1	•	•	•	•	•	•								
	P2							•	•						
TMA	P3									•	•	•			
	P4												•		

SACE Formula DSP P1-P4

Molded case circuit breaker

Breaking capacity at 415VAC

	Icu	Ics (Icu)
B	18kA	100%
C	25kA	100%
N	36kA	100%
S	50kA	100%

TMD/TMA		B		C		N		S		
Frame	In	Poles	Ordering Code	L.P. (₹)	Ordering Code	L.P. (₹)	Ordering Code	L.P. (₹)	Ordering Code	L.P. (₹)
P1 160	40	3P	1SDA116207R1	10,780	1SDA116231R1	11,400	1SDA116255R1	15,260		
	63		1SDA116209R1		1SDA116233R1		1SDA116257R1			
	80		1SDA116210R1		1SDA116234R1		1SDA116258R1			
	100		1SDA116211R1	1SDA116235R1	1SDA116259R1					
	125		1SDA116212R1	13,620	1SDA116236R1	16,530	1SDA116260R1	17,240		
	160		1SDA116213R1	15,570	1SDA116237R1	21,430	1SDA116261R1	22,950		
P2 250	200				1SDA116325R1	29,260	1SDA116337R1	33,120		
	250				1SDA116326R1	34,020	1SDA116338R1	36,760		
P3 630	320						1SDA116371R1	50,020	1SDA116380R1	53,810
	400						1SDA116372R1	50,020	1SDA116381R1	53,810
P4 800	630						1SDA116373R1	64,900	1SDA116382R1	67,800
	800						1SDA116398R1	99,710	1SDA116401R1	1,11,940

TMD/TMA		B		C		N		S		
Frame	In	Poles	Ordering Code	L.P. (₹)	Ordering Code	L.P. (₹)	Ordering Code	L.P. (₹)	Ordering Code	L.P. (₹)
P1 160	40	4P	1SDA116218R1	14,270	1SDA116242R1	15,730	1SDA116266R1	19,360		
	63		1SDA116220R1		1SDA116244R1		1SDA116268R1			
	80		1SDA116221R1		1SDA116245R1		1SDA116269R1			
	100		1SDA116222R1	1SDA116246R1	1SDA116270R1					
	125		1SDA116225R1	16,730	1SDA116249R1	20,340	1SDA116273R1	22,360		
	160		1SDA116226R1	21,260	1SDA116250R1	25,990	1SDA116274R1	28,070		
P2 250	200				1SDA116333R1	36,270	1SDA116345R1	40,730		
	250				1SDA116334R1	41,110	1SDA116346R1	44,540		
P3 630	320						1SDA116377R1	62,240	1SDA116386R1	67,520
	400						1SDA116378R1	62,240	1SDA116387R1	67,520
P4 800	630						1SDA116379R1	79,940	1SDA116388R1	88,940
	800						1SDA116400R1	1,07,610	1SDA116403R1	1,26,480

SACE Formula DSP P1-P4 Accessories



Terminals (supplied with phase barrier)

Size	Type	6 pcs (kit for 3p)	L.P (₹)	8 pcs (kit for 4p)	L.P (₹)
P1	ES Extended spread front terminals 47mm	1SDA116501R1	2,390	1SDA116502R1	3,190
P2	ES Extended spread front terminals 70mm	1SDA116505R1	3,260	1SDA116506R1	4,150
P3	ES Extended spread front terminals 80mm	1SDA116509R1	6,410	1SDA116510R1	8,530
P4	EF Extended front terminals 70mm (1/2 kit)	1SDA104736R1 ⁽¹⁾	6,730	1SDA104737R1 ⁽²⁾	8,530

(1) Code is for 3 pcs, if required for both top & bottom side order 2 quantities

(2) Code is for 4 pcs, if required for both top & bottom side order 2 quantities



Auxiliary contacts - AUX

Size	Type	24V DC	L.P (₹)	250V AC	L.P (₹)
P1-P4	AUX Q or SY	1SDA116439R1	2,340	1SDA116440R1	1,480

Service releases

Size	Voltages	SOR	L.P (₹)	UVR	L.P (₹)
P1-P2	24-30V AC/DC	1SDA116448R1	4,050	1SDA116454R1	5,330
	110...127V AC / 110...125V DC	1SDA116445R1	3,780	1SDA116452R1	
	220...240V AC / 220...250V DC	1SDA116447R1	3,780	1SDA116453R1	5,190
	UVR 380-440V AC			1SDA116455R1	
P3-P4	24...30 VAC/DC	1SDA116461R1	5,030	1SDA116467R1	
	110...127 VAC - 110...125 VDC	1SDA116459R1	5,030	1SDA116464R1	10,590
	220...240 VAC - 220...250 VDC			1SDA116466R1	
	380...440 VAC			1SDA116468R1	



Rotary handles

Size	Type	RHD	L.P (₹)	RHE	L.P (₹)
P1-P2	Rotary Handle	1SDA116477R1	2,460	1SDA116483R1	2,780
P3	Rotary Handle	1SDA116478R1	5,520	1SDA116485R1	5,070
P4	Rotary Handle	1SDA116480R1	7,540	1SDA116488R1	9,880

RHE is with 250mm shaft



Locking arrangement - Padlock / Keylock

Size	Type	Padlock	L.P (₹)	Keylock*	L.P (₹)
P1-P2	Locking arrangement	1SDA116491R1	2,380	1SDA066617R1	3,200
P3	Locking arrangement	1SDA116493R1	4,350	1SDA105081R1	6,170
P4	Locking arrangement	1SDA116495R1	5,990	1SDA105091R1	

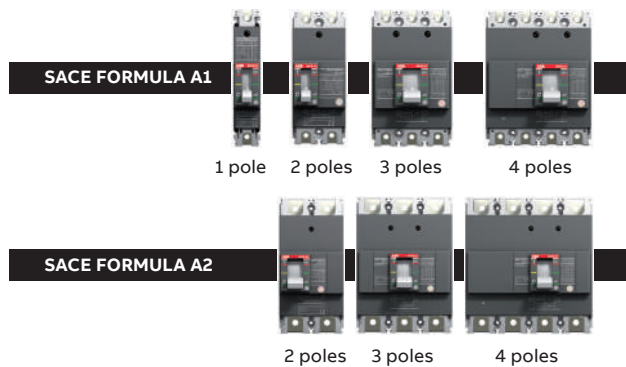
* Keylock mounted on mechanism of RHE on MCCB or on RHD

Formula DSA Molded case circuit breaker

New low voltage molded case circuit breakers up to 250A

General characteristics

- Conforms to IEC 60947-2
- Fixed thermal magnetic release throughout the range
- Compact dimensions
- Common range of accessories
- Available in 1P, 2P, 3P & 4 pole versions
- Line-load reversibility
- Suitable for DC application till 250Vdc
- Operation voltage till 550VAC, insulation voltage of 690VAC and impulse voltage of 6KV




FORMULA A1

- Rated current, In 15...125A
- 1, 2, 3, 4 pole versions
- Icu = 10, 18, 25, 36KA

FORMULA A2

- Rated current, In 125...250A
- 2, 3, 4 pole versions
- Icu = 18, 25, 36KA

FORMULA link system



- FORMULA link in accordance with IEC 61439 Standard
- FORMULA link is a component of a power distribution system which divides the main power supply over different users
- The FORMULA link is characterised on the supply side by a main circuit-breaker which protects the whole distribution system, and on the load side by smaller sized circuit-breakers, dedicated to the individual users
- FORMULA link assembly for total discrimination between upstream and downstream devices

FORMULA link - Electrical characteristics

FORMULA link frame	[A]	250
Incoming breaker		A2
Outgoing breaker		A1
Rated operational voltage 50/60 Hz	[V]	550AC
Rated insulation voltage	[V]	690AC
Rated short time withstand current (1s)	[KA]	30

Formula DSA Molded case circuit breaker

Fixed thermal and fixed magnetic MCCB

Breaking capacity at 415VAC

Icu	
A	10kA
B	18kA
C	25kA
N	36kA
S	50kA

TMF	A			B			C			N		
Frame	In(A)	Poles	Ordering code	L.P. (₹)	Ordering code	L.P. (₹)	Ordering code	L.P. (₹)	Ordering code	L.P. (₹)		
A1	25	3P	1SDA066512R1 ■		1SDA066699R1		1SDA066711R1		1SDA066723R1			
	32		1SDA068757R1 ■		1SDA068758R1 ■		1SDA068759R1 ■		1SDA068760R1			
	40		1SDA066514R1 ■		1SDA066701R1		1SDA066713R1		1SDA066725R1			
	50		1SDA066515R1 ■	5,910	1SDA066702R1	7,880	1SDA066714R1	9,270	1SDA066726R1	11,240		
	63		1SDA068768R1 ■		1SDA068769R1 ■		1SDA068770R1 ■		1SDA068771R1 ■			
	80		1SDA066518R1 ■		1SDA066705R1		1SDA066717R1 ■		1SDA066729R1			
	100		1SDA066520R1 ■		1SDA066707R1 ■		1SDA066719R1 ■		1SDA066731R1 ■			
A2	125		1SDA066521R1 ■	6,960	1SDA066708R1 ■	9,050	1SDA066720R1 ■	10,110	1SDA066732R1 ■	12,280		
	160				1SDA066549R1 ■	15,490	1SDA066776R1 ■	16,520	1SDA066782R1 ■	16,870		
	200				1SDA066551R1 ■	18,080	1SDA066778R1 ■	19,410	1SDA066784R1 ■	21,270		
	250				1SDA066553R1 ■	19,410	1SDA066780R1 ■	20,750	1SDA066786R1 ■	23,850		

TMF	A			B			C			N		
Frame	In(A)	Poles	Ordering code	L.P. (₹)	Ordering code	L.P. (₹)	Ordering code	L.P. (₹)	Ordering code	L.P. (₹)		
A1	25	4P	1SDA066526R1		1SDA066735R1		1SDA066747R1		1SDA066759R1			
	32		1SDA068761R1 ■		1SDA068762R1		1SDA068763R1 ■		1SDA068764R1			
	40		1SDA066528R1		1SDA066737R1		1SDA066749R1		1SDA066761R1			
	50		1SDA066529R1	7,920	1SDA066738R1	10,260	1SDA066750R1	12,280	1SDA066762R1	14,020		
	63		1SDA068772R1 ■		1SDA068773R1 ■		1SDA068774R1 ■		1SDA068775R1 ■			
	80		1SDA066532R1		1SDA066741R1		1SDA066753R1		1SDA066765R1			
	100		1SDA066534R1 ■		1SDA066743R1 ■		1SDA066755R1 ■		1SDA066767R1 ■			
A2	125		1SDA066535R1 ■	8,460	1SDA066744R1 ■	11,280	1SDA066756R1 ■	13,390	1SDA066768R1 ■	15,280		
	160				1SDA066555R1 ■	20,250	1SDA066788R1 ■	21,540	1SDA066794R1 ■	22,030		
	200				1SDA066557R1 ■	23,120	1SDA066790R1 ■	24,940	1SDA066796R1 ■	27,540		
	250				1SDA066559R1 ■	25,210	1SDA066792R1 ■	28,570	1SDA066798R1 ■	30,360		

Accessories

Terminals			
Front extended spread terminal - ES	Poles	Ordering code	L.P. (₹) 6 pieces
A1	3P	1SDA082242R1 ■	970
A2		1SDA082247R1 ■	2,650

Terminals			
Front extended spread terminal - ES	Poles	Ordering code	L.P. (₹) 8 pieces
A1	4P	1SDA082243R1 ■	1,310
A2		1SDA082248R1 ■	2,980

	Description	Ordering code	L.P. (₹)
Rotary handle	RHD - Direct Rotary handle A1-A2	1SDA066154R1 ■	2,320
	RHE - Extended Rotary handle A1-A2	1SDA066158R1 ■	2,180
Shunt opening release – SOR-C Cabled version	SOR-C 220...240 VAC - 220...250 VDC A1-A2	1SDA066137R1	2,880
	SOR-C 380...440 VAC A1-A2	1SDA066138R1	2,880
Auxiliary contacts – AUX-C Cabled version	AUX-C 1Q + 1SY 250 VAC/DC A1-A2	1SDA066149R1	2,900
	AUX-C 1Q 250V AC/DC A1-A2	1SDA066258R1 ■	1,310
Undervoltage release – UVR-C Cabled version	UVR-C 220...240 VAC - 220...250 VDC A1-A2	1SDA066146R1	
	UVR-C 380...440 VAC A1-A2	1SDA066147R1	4,830

Arc flash protection and mitigation solutions

Passive, active and preventive

Most short circuit faults in LV and MV switchgears are accompanied by an electric arc. An arc fault always leads to considerable damage to equipment and personnel unless it is distinguished very fast. The fault should be disconnected as fast as possible and in less than 0.1 s to avoid serious damages and give involved person a fair chance to survive the accident without severe damages. This is a demand found in the electrical safety rules in all CE countries, ref. IEC364-4-42.

The Arc Guard System TVOC-2 is an aid to quickly detect an arc fault and trip the incoming circuit-breaker. The main advantage with the Arc Guard System is that it can trip instantaneously, i.e. override other tripping functions.



LV distribution

Renewables and storage



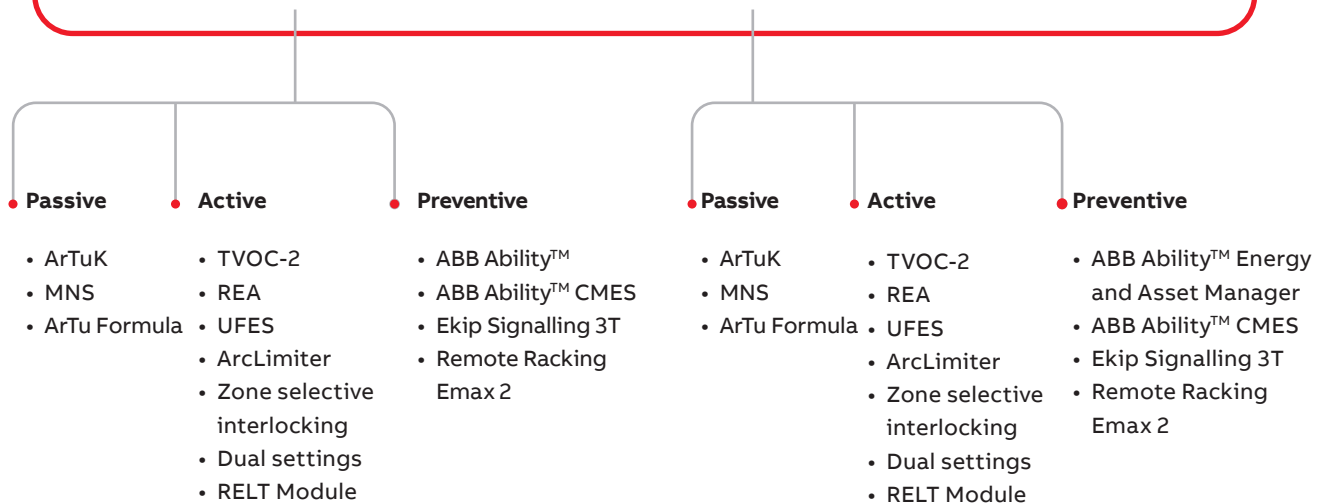
LV loads



LV sub-distribution switchgear

LV main-distribution switchgear

Motor control centers



Arc Guard System TVOC-2



Arc Monitor with COM Module



Extension unit



Extension Supervised detectors



Detector cable



Supervised detectors



CSU-2LV



Rogowski coil



Optical cable

Ordering details

Description	Rated supply voltage	Type	Ordering code	LP.(₹)
Arc Monitor including one HMI and door mounting accessories	24...48V DC	TVOC-2-48	1SFA664001R1002	Upon request
	100...240V AC/ 100...250V DC	TVOC-2-240	1SFA664001R1001	
Arc Monitor including one COM Module and door mounting accessories	24...48V DC	TVOC-2-48-C	1SFA664001R1004	
	100...240V AC/ 100...250V DC	TVOC-2-240-C	1SFA664001R1003	

Accessories

Description	Type	Ordering code	LP.(₹)
Extension-10 optical inputs	TVOC-2-E1	1SFA664002R1001	Upon request
Extension-10 optical inputs for cable TVOC-2-DP60 only	TVOC-2-E3	1SFA664002R3001	
10 optical inputs for supervised detectors only ⁽¹⁾	TVOC-2-E6-S	1SFA664002R6001	
COM Module-with communication interface (Modbus RTU) and door mounting	TVOC-2-COM	1SFA664002R4001	

Detector

Description	Type	Ordering code	LP.(₹)	
Cable length	1 m	TVOC-2-DP1	1SFA664003R1010	Upon request
	2 m	TVOC-2-DP2	1SFA664003R1020	
	4 m	TVOC-2-DP4	1SFA664003R1040	
	6 m	TVOC-2-DP6	1SFA664003R1060	
	8 m	TVOC-2-DP8	1SFA664003R1080	
	10 m	TVOC-2-DP10	1SFA664003R1100	
	15 m	TVOC-2-DP15	1SFA664003R1150	
	20 m	TVOC-2-DP20	1SFA664003R1200	
	25 m	TVOC-2-DP25	1SFA664003R1250	
	30 m	TVOC-2-DP30	1SFA664003R1300	
	60 m ⁽²⁾	TVOC-2-DP60	1SFA664003R3600	

Supervised detectors

Description	Type	Ordering code	LP.(₹)	
Cable length	6 m	TVOC-2-DP4-S	1SFA664003R2040	Upon request
	4 m	TVOC-2-DP6-S	1SFA664003R2060	
	10 m	TVOC-2-DP10-S	1SFA664003R2100	
	15 m	TVOC-2-DP15-S	1SFA664003R2150	
	30 m	TVOC-2-DP30-S	1SFA664003R2300	

Current sensing unit

Description	Type	Order code	LP.(₹)
Low voltage current sensing unit	CSU-2LV	1SFA664002R5001	Upon request
Medium voltage current sensing unit	CSU-2MV	1SFA664002R8001	

Diameter mm	Cable length	Type	Order code	LP.(₹)
Rogowski coil current sensors for low voltage applications				
120	5	RC120-05	1SFA664002R5001	Upon request
	10	RC120-10	1SFA664005R1210	
	15	RC120-15	1SFA664005R1215	
	30	RC120-30	1SFA664005R1230	
200	5	RC200-05	1SFA664005R2005	
	10	RC200-10	1SFA664005R2010	
	15	RC200-15	1SFA664005R2015	
	30	RC200-30	1SFA664005R2030	

Optical cable

Description	Type	Order code	LP.(₹)	
To transfer signals between TVOC-2 and CSU-2				
Cable length(2)	1 m	TVOC-2-OP1	1SFA664004R1010	Upon request
	2 m	TVOC-2-OP2	1SFA664004R1020	
	10 m	TVOC-2-OP10	1SFA664004R1100	
	15 m	TVOC-2-OP15	1SFA664004R1150	
	30 m	TVOC-2-OP30	1SFA664004R1300	

⁽¹⁾ Only to be used with TVOC-2-E3

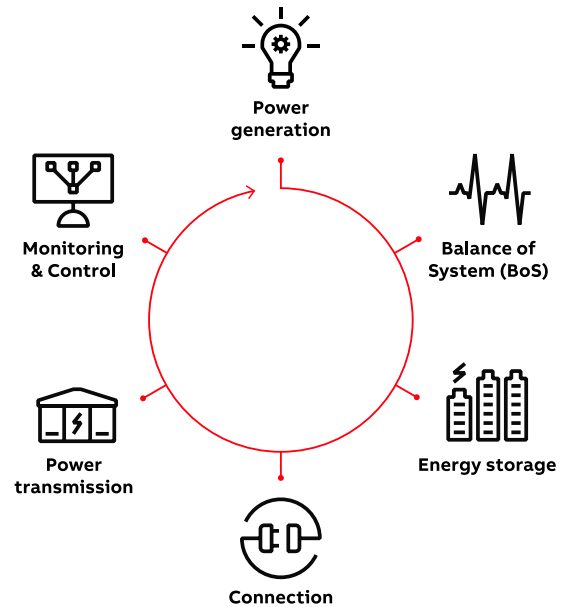
⁽²⁾ Available in lengths 0.5m to 30m. Refer technical catalogue for details

ABB's comprehensive range of LV products for renewable and battery energy storage application

Every renewable project starts with a promise: clean, reliable power that performs every day. ABB turns that promise into reality with a comprehensive portfolio of applications for solar, wind, grid and battery energy storage systems (BESS).

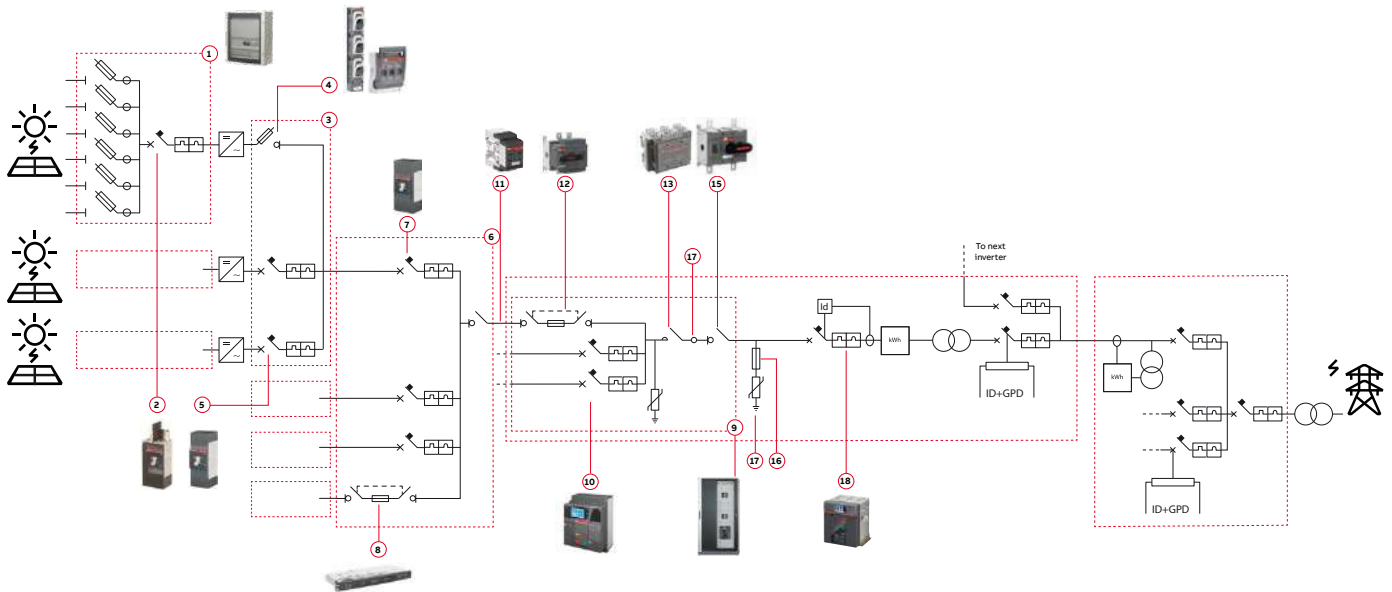
Our domain experts have engineered intelligent distribution applications that give you real-time visibility of your Renewable Energy assets—enabling remote plant monitoring, preventing outages, and cutting maintenance downtime, supported by robust switching and protection solutions. By combining cutting edge solution in photovoltaic, wind and ESS technologies up to 1500 V DC and 1200 V AC, ABB helps you achieve continuous operation, higher reliability, and stronger returns on investment.

As renewable penetration rises and balancing supply with end-user demand becomes more complex, ABB supports you across the entire value chain—from consulting and generation to storage, grid connection, transmission, monitoring, and optimization—so you can confidently play your role in the sustainable energy transition.



Solar application overview

Utility scale system String inverters



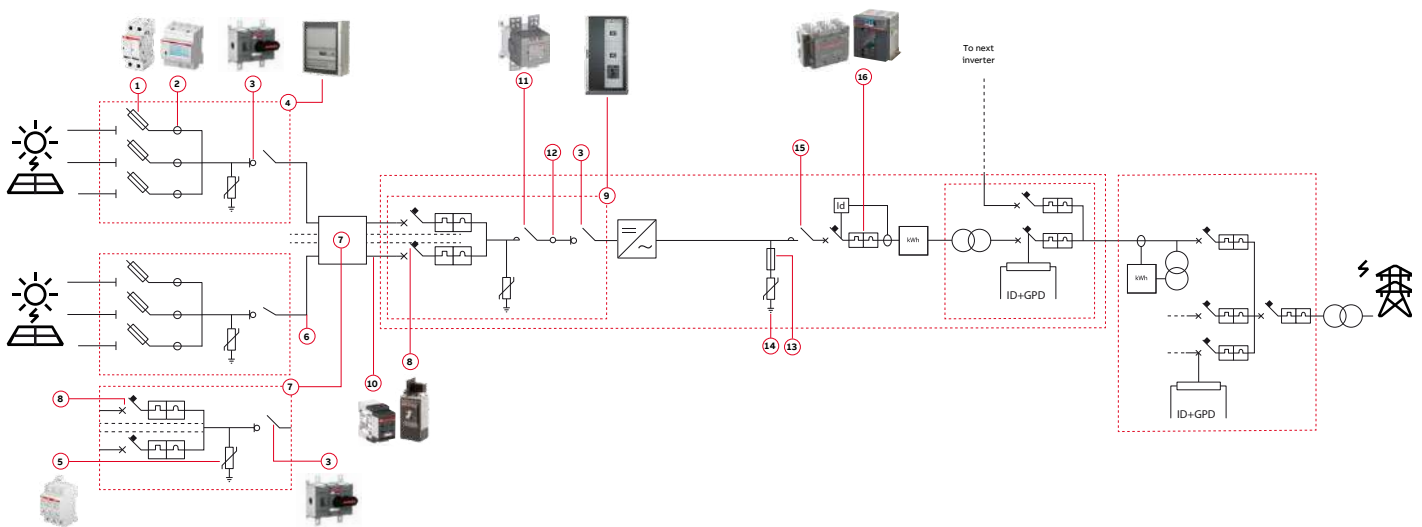
Low-voltage products:

- 1. String Combiner
- 2. MCCBs Tmax PV
- 3. Recombiner
- 4. Fuse Switch Disconnectors: InLine II and EasyLine
- 5. MCCBs for AC applications
- 6. Switchboard
- 7. MCCBs for AC applications
- 8. Switch Disconnectors Fuse: SlimLine XR

9. Switchboard

- 10. MCCBs: Tmax XT
- 11. Insulation monitoring devices: CM-IWx
- 12. Switch Fuse (up to 690V AC): OS
- 13. Contactors: AF seriesv
- 14. GFDI Application: S804U-PVS5
- 15. Switch-disconnectors: OT
- 16. Fuse disconnectors: E 90
- 17. Surge protection devices: OVR T1 / T1-T2 / T2 QS
- 18. MCCBs: Tmax XT, Tmax T ACB: Emax 2

Utility scale system Central inverters



Low-voltage products:

- 1. Fuse disconnectors: E 90 PV; Fuses: E 9F PV
- 2. Current measurement system: CMS
- 3. Switch-disconnectors: OTDC
- 4. String combiners: 1000V DC/1500V DC Switchboards
- 5. SPDs: OVR PV QS
- 6. String Monitoring Controller
- 7. Recombiner
- 8. MCCBs: Tmax PV

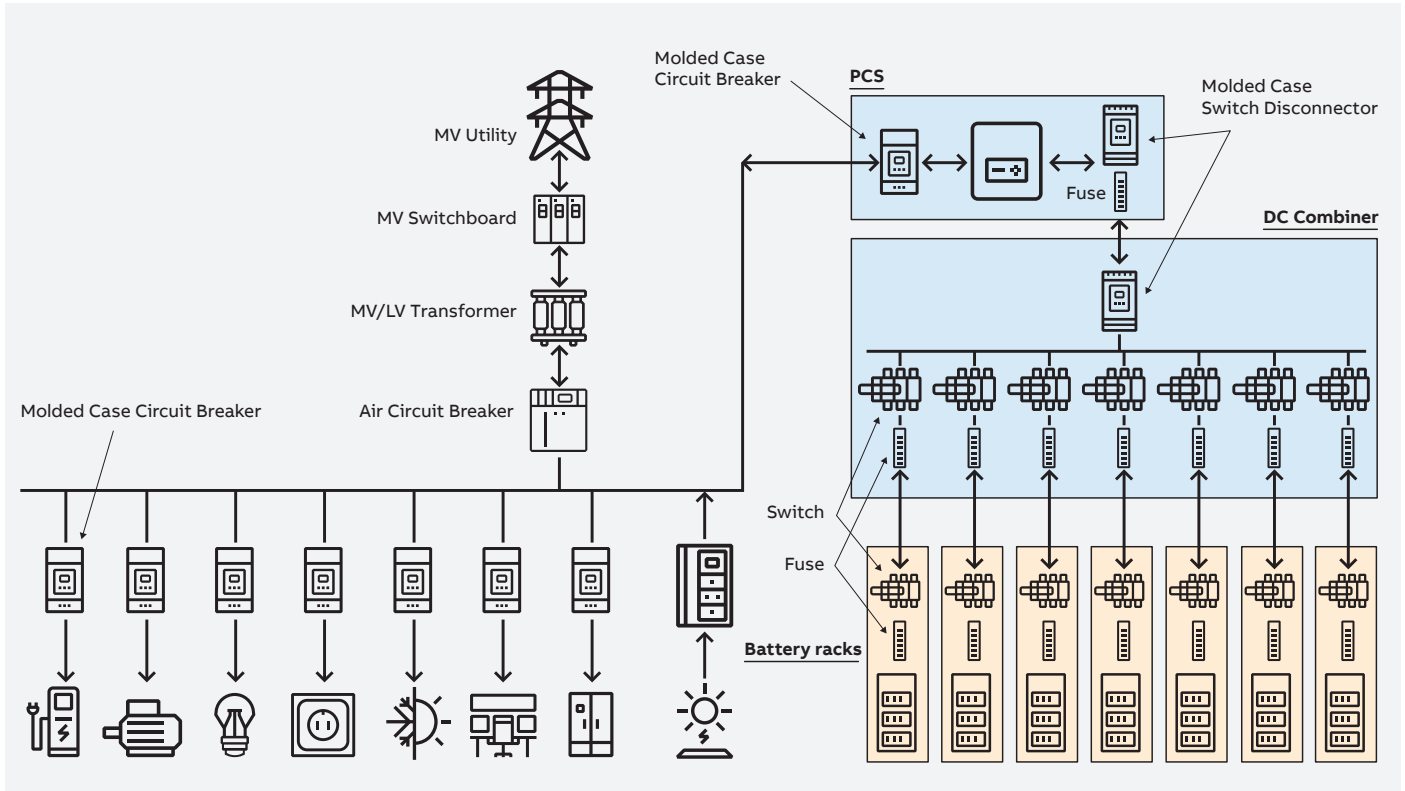
9. Switchboard

- 10. Insulation monitoring devices: CM-IWx
- 11. Contactors: GF and GAF series
- 12. GFDI Application: S804U-PVS5
- 13. Fuse disconnectors: E 90
- 14. SPDs: OVR T1 / T1-T2 / T2 QS
- 15. Contactors: AF Series
- 16. MCCBs: Tmax XT, Tmax T ACBs: Emax 2

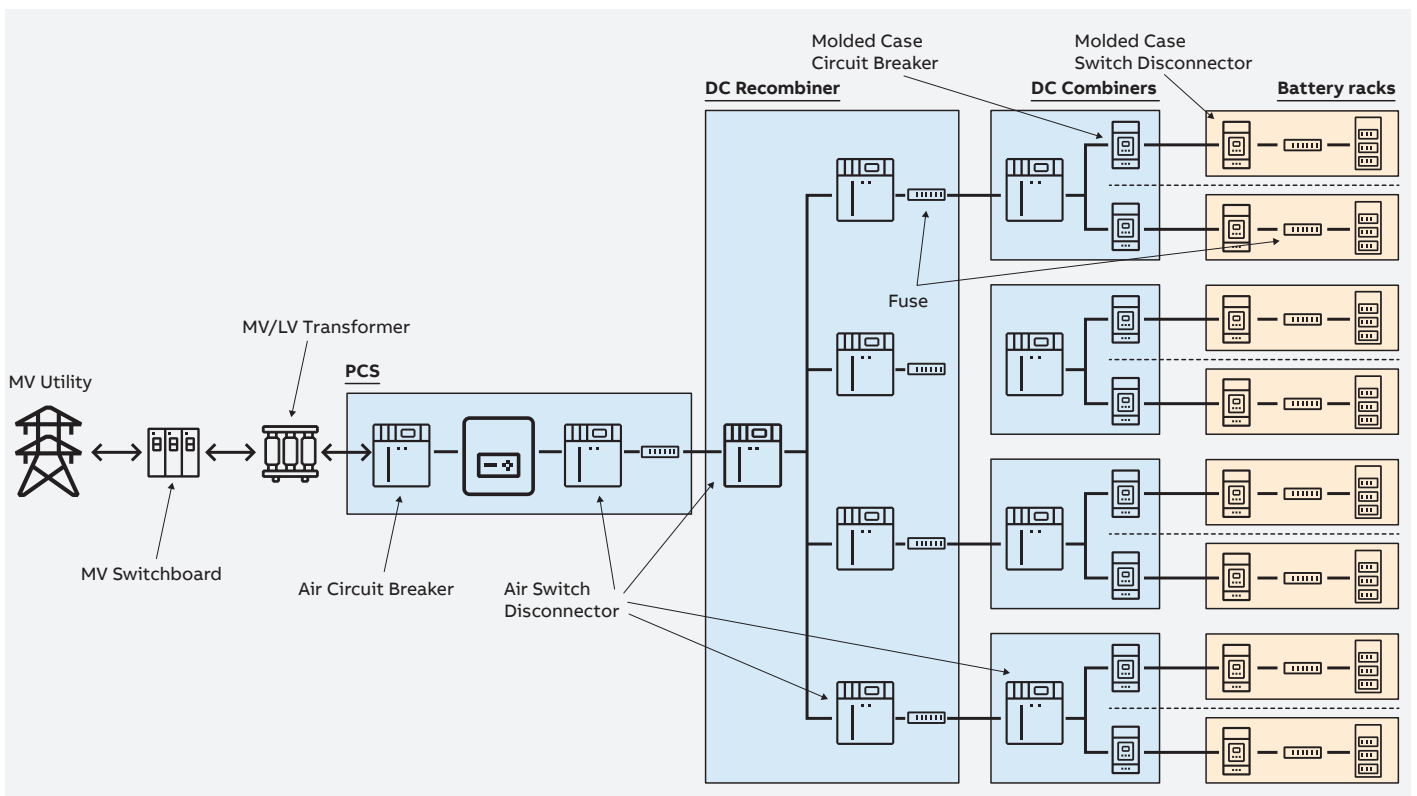
BESS application overview

Behind-the-meter Battery Energy Storage Systems

Commercial and Industrial scale – system architecture



Utility Scale - system architecture



SACE Emax 2/E9 and /E10

Range IEC circuit breakers at 800-900V and 1000V

Common data

Rated service voltage Ue	[V]	800-900 (/E9), 1000 (/E10)
Rated insulation voltage Ui	[V]	1000
Rated impulse withstand voltage Uimp	[kV]	12*
Frequency	[Hz]	50 - 60
Version		Fixed - Withdrawable
Suitable for isolation according to		IEC 60947-2
Ultimate short circuit breaking Icu	[kA]	Upto 100**
Short circuit withstand current Icw	[kA]	Upto 90

(*) 15kV for E4.2/E10

(**) Icu value mentioned for 800V

- Smart, plug-and-play architecture, easy to use
- The best performance up to 1000V of any device on the market
- The first smart circuit-breaker that enables direct communication with ABB Ability™ EDCS
- Emax 2/E9 & / E10 all-in-one is the most compact circuit-breaker on the market



For further detail, consult the Emax 2/E catalogue for ACB >690Vac



SACE Emax 2/E12

Range IEC circuit breakers at 1000-1150-1200V up to 1380V

Common data

Rated service voltage Ue	[V]	1200
Rated insulation voltage Ui	[V]	1500
Rated impulse withstand voltage Uimp	[kV]	15
Frequency	[Hz]	50-60
Number of poles		3
Version		Fixed- Withdrawable
Suitable for isolation according to		IEC 60947-2
Ultimate short circuit breaking Icu	[kA]	Upto 65
Short circuit withstand current Icw	[kA]	Upto 65

The SACE Emax2/E12 automatic circuit breakers have been certified according to IEC 60947-2. Three levels of performances are offered: “S” with essential performances, “H” with advanced breaking capacities (85kA@1000V, 65kA@1200V), and “V” with extended voltage range up to 1380V.

Devices are available in fixed and withdrawable versions, and can be fitted with a vast assortment of electrical and mechanical accessories already available for the standard SACE Emax 2 range.



For further detail, consult the Emax 2/E catalogue for ACB >690Vac

SACE Emax 2 MS/DC-E

Range IEC Air switch disconnectors at 1500 V DC



The SACE Emax 2 MS/DC-E IEC range has been developed for installations up to 1500V DC and 4000 A, with short-time withstand current up to 100 kA.

The SACE Emax 2 MS/DC-E is compliant with DC-PV2, the most demanding Utilization Category according to IEC 60947-3 Annex D, since it requires the ability to connect and disconnect PV circuits where significant overcurrents may occur and where current flow can be in either direction; these are common characteristics of centralized PV systems.

Because of dedicated shorting busbar (jumper) kits, all four poles can be connected in series to isolate a single polarity source, or alternatively for a dual polarity source 2 poles can be configured in series for the positive supply and the other 2 poles in series for the negative supply. SACE Emax 2 MS/DC-E can be fitted with a vast assortment of electrical and mechanical accessories already available for the standard SACE Emax 2 range. The IEC version has also achieved China CCC certification.

Common data		
Rated service voltage Ue	[V]	1500
Rated insulation voltage Ui	[V]	1500
Rated impulse withstand voltage Uimp	[kV]	12
Number of poles		4
Version		Fixed - Withdrawable
Suitable for isolation according to		IEC 60947-3
Utilization category		DC22A, DC-PV2 (Annex D)



For further detail, please consult the SACE Emax 2 MS/DC-E technical catalogue

Tmax PV: Molded case switch disconnecter upto 1500V DC



Tmax PV is the latest generation product up to 1600 A/1100 V DC/1500V DC.

- IEC 60947-3 certification
- 4 different sizes
- T7, available in the two versions, with lever operating mechanism and motor operator
- Rated insulation voltage up to 1150 V DC/1500V DC
- Advantages like
 - excellent performance-dimensions
 - vast and complete range of accessories for all requirements
 - complete remote control with MOE options

Rated current In (A)	Rated voltage	Description	Version / Poles	Ordering code	L.P. (₹)
250	1100 V DC	T4D/PV 250 4p F F 1100V DC	Fixed / 4p	1SDA069823R1	Upon request
500		T5D /PV 500 4p F F 1100V DC	Fixed / 4p	1SDA069824R1	
800		T6D/PV 800 4p F F 1100V DC	Fixed / 4p	1SDA069825R1	
1250		T7D/PV 1250 4p F F 1100V DC	Fixed / 4p	1SDA069826R1	
1250M		T7D/PV 1250 4p F F M 1100V DC	Fixed / 4p	1SDA069827R1	
1600		T7D/PV 1600 4p F F 1100V DC	Fixed / 4p	1SDA069828R1	
1600M		T7D/PV 1600 4p F F M 1100V DC	Fixed / 4p	1SDA069829R1	

Rated current In (A)	Rated voltage	Description	Version / Poles	Ordering code	L.P. (₹)
250	1500V DC	T4D/PV-E 250 4p F F 1500V DC	Fixed / 4p	1SDA073559R1	Upon request
500		T5D/PV-E 500 4p F F 1500V DC	Fixed / 4p	1SDA076898R1	
1250		T7D/PV-E 1250 4p F F M 1500V DC	Fixed / 4p	1SDA073560R1	
1600		T7D/PV-E 1600 4p F F M 1500V DC	Fixed / 4p	1SDA073561R1	
250		KIT 2JUMPER U 2+2PS T4D/PV 250	Kit jumpers	1SDA070454R1	
500		KIT 2JUMPER U 2+2PS T5D/PV-E 500	Kit jumpers	1SDA076899R1	
1250		KIT JUMPER U 2+2PS T7D/PV 1250	Kit jumpers	1SDA070429R1	
1600		KIT JUMPER U 2+2PS T7D/PV 1600	Kit jumpers	1SDA070431R1	

*Jumper kit is compulsory to order with 1500V DC version

For information contact our nearest sales office

■ Stock items

Tmax PV: Photovoltaic range MCCB upto 1150 V AC



Tmax PV is the latest generation product up to 800A at 800V AC/1000V AC*/1150V AC*.

- IEC 60947-2 certification
- Available upto 3 different frame sizes depending on different voltage level
- Rated insulation voltage up to 1000V AC/1150V AC
- Protection settings available in thermal-magnetic, electronic trip unit (for power distribution, renewable application & motor protection application)
- Advantages like
 - excellent performance-dimensions
 - complete range of accessories for all requirements
 - remote control with Mororization options

Frame	800 V	1000 V	1150 V
T4	25 kA	20 kA	12 kA
T5	36 kA	20 kA	12 kA
T6	-	12 kA	-

Ultimate short Circuit Current (Icu) rating at different voltage level

Rated current In (A)	Rated voltage	Description	Version / Poles	Ordering code	L.P. (₹)
80	800 V AC	T4V-HA 250 TMA 80-800 3p F F 800V AC	Fixed / 3p	1SDA083658R1	Upon request
100		T4V-HA 250 TMA 100-1000 3p F F 800V AC	Fixed / 3p	1SDA083659R1	
125		T4V-HA 250 TMA 125-1250 3p F F 800V AC	Fixed / 3p	1SDA083660R1	
160		T4V-HA 250 TMA 160-1600 3p F F 800V AC	Fixed / 3p	1SDA083661R1	
200		T4V-HA 250 TMA 200-2000 3p F F 800V AC	Fixed / 3p	1SDA083662R1	
250		T4V-HA 250 TMA 250-2500 3p F F 800V AC	Fixed / 3p	1SDA083663R1	
320		T5V-HA 400 TMA 320-3200 3p F F 800V AC	Fixed / 3p	1SDA083664R1	
400		T5V-HA 400 TMA 400-4000 3p F F 800V AC	Fixed / 3p	1SDA083665R1	
500		T5V-HA 630 TMA 500-5000 3p F F 800V AC	Fixed / 3p	1SDA083666R1	
630	T5V-HA630 PR221DS-LS/I In630 3p FF800VAC	Fixed / 3p	1SDA083656R1		

Rated current In (A)	Rated voltage	Description	Version / Poles	Ordering code	L.P. (₹)
80	800 V AC	T4V-HA250 TMA80-800 4p FF 800V AC	Fixed / 4p	1SDA083647R1	Upon request
100		T4V-HA250 TMA100-1000 4p FF800V AC	Fixed / 4p	1SDA083648R1	
125		T4V-HA250 TMA125-1250 4pFF 800V AC N100%	Fixed / 4p	1SDA083649R1	
160		T4V-HA250 TMA160-1600 4pFF 800V AC N100%	Fixed / 4p	1SDA083650R1	
200		T4V-HA250 TMA200-2000 4pFF 800V AC N100%	Fixed / 4p	1SDA083651R1	
250		T4V-HA250 TMA250-2500 4pFF 800V AC N100%	Fixed / 4p	1SDA083652R1	
320		T5V-HA400 TMA320-3200 4pFF 800V AC N100%	Fixed / 4p	1SDA083653R1	
400		T5V-HA400 TMA400-4000 4pFF 800V AC N100%	Fixed / 4p	1SDA083654R1	
500		T5V-HA630 TMA500-5000 4pFF 800V AC N100%	Fixed / 4p	1SDA083655R1	
630	T5V-HA630 PR221DS-LS/I In630 4p FF800VAC	Fixed / 4p	1SDA083667R1		

Rated current In (A)	Rated voltage	Description	Version / Poles	Ordering code	L.P. (₹)
250	800 V AC	T4V-HA250 PR222DS-LSIG In250 3p FF800VAC	Fixed / 3p	1SDA107747R1	Upon request
320		T5X-HA400 PR222DS-LSIG In320 3p FF800VAC	Fixed / 3p	1SDA107746R1	
400		T5X-HA400 PR222DS-LSIG In400 3p FF800VAC	Fixed / 3p	1SDA107745R1	

Rated current In (A)	Rated voltage	Description	Version / Poles	Ordering code	L.P. (₹)
250	800 V AC	T4V-HA250 PR222DS-LSIG In250 4p FF800VAC	Fixed / 4p	1SDA113740R1	Upon request
320		T5X-HA400 PR222DS-LSIG In320 4p FF800VAC	Fixed / 4p	1SDA113737R1	
400		T5X-HA400 PR222DS-LSIG In400 4p FF800VAC	Fixed / 4p	1SDA113739R1	

For information on product and accessories selection suitable to application, contact our nearest sales office
For product selection 1000V AC and 1150 V AC MCCB, contact our nearest sales office.



For further detail, please consult the SACE TMAX for special application technical catalogue

Tmax XT - XT5-HVA8: Photovoltaic range MCCB 800V AC NEW



- Enhanced ultimate breaking capacity (Icu) at 50 kA
- Single frame for 250- 320 - 400 Amps.
- The double break mechanism enhances the circuit breaker's arc interruption capability and overall performance.

TMAX XT5 -HVA8

Frame	In _{max}	Icu
XT5	250A	50kA
XT5	300A	50kA
XT5	400A	50kA

Rated current In (A)	Trip unit	Description	Version / Poles	Ordering code	L.P. (₹)
320	TMA	XT5X HVA8 320-3200 TMA 3P FF	Fixed / 3p	1SDA133713R1	Upon request
400		XT5X HVA8 400-4000 TMA 3P FF		1SDA133714R1	
250	LS/I	XT5X HVA8 400 EkipDip LS/I In=250 3P FF		1SDA133717R1	
320		XT5X HVA8 400 EkipDip LS/I In=320 3P FF		1SDA133718R1	
400	LSIG	XT5X HVA8 400 EkipDip LS/I In=400 3P FF		1SDA133719R1	
250		XT5X HVA8 400 EkipDip LSIG In=250 3P FF		1SDA133723R1	
320	LSIG	XT5X HVA8 400 EkipDip LSIG In=320 3P FF		1SDA133724R1	
400		XT5X HVA8 400 EkipDip LSIG In=400 3P FF		1SDA133725R1	

Rated current In (A)	Trip unit	Description	Version / Poles	Ordering code	L.P. (₹)
320	TMA	XT5X HVA8 320-3200 TMA 4P FF	Fixed / 3p	1SDA133715R1	Upon request
250	LS/I	XT5X HVA8 400 EkipDip LS/I In=250 4P FF		1SDA133726R1	
320		XT5X HVA8 400 EkipDip LS/I In=320 4P FF		1SDA133727R1	
250	LSIG	XT5X HVA8 400 EkipDip LSIG In=250 4P FF		1SDA133730R1	
320		XT5X HVA8 400 EkipDip LSIG In=320 4P FF		1SDA133731R1	

Compatibility of accessories for Tmax XT5X - HVA8 :

Tmax XT5 -HVA8 MCCBs are compatible with accessories/spare parts of Tmax XT5 690V MCCB aligned with compatible trip unit option with below exception:

- Fixing parts and conversion kits: Tmax XT5 -HVA8 is only available in fixed version
- Extended spreader terminal is not compatible.
- Phase barrier installation is mandatory. Suitable phase barrier will be supplied with selected terminal option.
- Rear mechanical interlock, Residual current block & Rating plug are not compatible.



For further detail, please consult the TMAX XT5 -HVA8 technical catalogue

DC switch disconnectors for PV application



OTDC 10A....1000A

- Compact DC switches for single & multi-circuit disconnecting
- Polarity independent design with visible contacts
- Optimized arc chamber with a long opening angle with patented DMB© - Dual Magnetic Breaking
- Flexible mechanism placement; 4 pole options available
- Quick make/quick break, immune to voltage peaks
- Direct or door mounted handle options
- Low power losses for high efficiency



Rated current In (A)	Rated voltage	Description	Ordering code	L.P. (₹)	Rated voltage	Description	Ordering code	L.P. (₹)		
10	1000 V DC	OTDC16F2	1SCA121454R1001	Upon request	1500 V DC					
16		OTDC16F3	1SCA121457R1001							
25		OTDC25F3	1SCA121458R1001 ■							
32		OTDC32F3	1SCA121459R1001 ■							
100 - 200		OTDC200E11K - I	1SCA145988R1001							
250		OTDC250E11K - I	1SCA145994R1001							
315		OTDC315F11K	1SCA158258R1001					OTDC315FV11K	1SCA158260R1001	Upon request
400		OTDC400F11K	1SCA158266R1001					OTDC400FV11K	1SCA158268R1001	
500		OTDC500F11K	1SCA158274R1001					OTDC500FV11K	1SCA158276R1001	
630		OTDC630F11K	1SCA158282R1001					OTDC630FV11K	1SCA158284R1001	
800	OTDC800F11K	1SCA158854R1001			OTDC800FV11K	1SCA158857R1001				
1000	OTDC1000F22 *	1SCA161286R1001			OTDC1000FV22 *	1SCA161288R1001				

Note: The above are direct mounted handle version, we also offer door mounted handle as suffix P version of same ratings.

* Handle needs to be considered extra

Reach new heights with OTDC 2000 VDC **NEW**

Rated current In (A)	Rated voltage	Description	Ordering code	L.P. (₹)
400	2000 V DC	OTDC400FV21-WA	1SCA163138R1001	Upon request
500		OTDC500FV21-WA	1SCA163139R1001	
400		OTDC400UFV21-WA	1SCA162277R1001	

Certified according to UL98B up to 2000Vdc and IEC60947-3 up to 1500Vdc



High performance

With OTDC, you can have peace of mind. 3-pole switch design has been optimized to break 2000Vdc easily and reliably, across the complete lifespan of the installation.



Supreme Quality

OTDC M-series has supreme quality and safety is our priority number 1. Since the OTDC M-series has launched to sales in 2018 we have had ZERO quality cases related to the technical performance of the product.



Reduce the BOS costs

2000Vdc OTDCs are one of the components in the BOS that are helping to reduce installation time, reduce string size and reduce wire costs, due to the increase in voltage from 1500Vdc.

Fusegear

Easyline - XLP

Fuse Switch Disconnecter 1, 2, 3 & 4P for both AC and DC application 160...630A

EasyLine range got a sturdy, uniform design that is operator friendly and safe with IP 30 from front in closed position and IP 20 in open position.

Features

- All the XLP cable terminals can be delivered with integrated bolts for cable lugs or with integrated bridge clamps (BC) for easy direct cable connection
- Type tested according to EN60947-3
- Easy to recycle/EN14001 standards
- Quick-make operation device
- Integrated IP20 cable termination
- IP30 degree of protection from the front
- Replacement compatible to similar types in the market
- Voltage measuring from the front
- V-0 plastic materials



EasyLine Fuse Switch Disconnecters are developed and type tested according to IEC60947-3.

Applications

- UPS: Uninterruptible Power Supply, used for the power supply for computer/servers, storage devices, communication network systems, industry control systems, etc.
- Telecom power supplies
- General protection in smaller distribution panels using 1-pole or 2-pole configurations AC or DC

Fusegear - Fuse switch disconnecter

Description	Poles	Fuse size	Ordering code	L.P. (₹)
XLP000-6CC		000	1SEP201428R0001	6,710
XLP00-6BC		00	1SEP101890R0002	8,640
XLP1-6BC	3P	1	1SEP101891R0002	22,000
XLP2-6BC		2	1SEP101892R0002	34,400
XLP3-6BC		3	1SEP101975R0002	56,370

InLine II - ZLBM/ZHBM

Robust and reliable switching and protection

Latest technology of Fuse Switch Disconnecters to ensure the best stability and highest safety in the power distribution network. The new generation InLine II also offers the highest level of personal safety during operation and service.



Features

- Available as 160A, 250A, 400A, 630A, 800 and 1250A types in combination with NH/DIN HRC Fuse Links acc. to EN/IEC 60269
- Type tested in accordance to EN/IEC 60947-3
- 1 - pole and 3 - pole variants
- For vertical and horizontal installations
- Designed for 185 mm busbar distance
- IP30 degree of protection from the front
 - Padlocking in open and closed position at the 3 - pole version
 - Padlocking in closed position at the 1 - pole version
- Park position with possible padlocking at the 1 - pole type
- Compatible dimensions to equivalent products in the market

Applications

- Cable Distribution Cabinets (CDC)
- Low voltage distribution in compact secondary substations (CSS)
- Distribution boards for industry, housing and office buildings

Vertical Fuse Switch Disconnectors

InLine II - ZLBM/ZHBM



ZLBM - 1-pole, Depth 121 mm

Type	Ie [A]	Description	Order code	L.P. (₹)
Basic versions				
ZLBM00-1P-M8	160	3 x M8 Bolts	1SEP620010R1000	Upon request
ZLBM00-1P-V	160	3 x V-Clamps	1SEP620010R1020	
ZLBM1-1P-M12	250	3 x M12 Universal Bolts	1SEP620011R1000	
ZLBM1-1P-V	250	3 x V-Clamps	1SEP620011R1020	
ZLBM2-1P-M12	400	3 x M12 Universal Bolts	1SEP620012R1000	
ZLBM2-1P-V	400	3 x V-Clamps	1SEP620012R1020	
ZLBM3-1P-M12	630	3 x M12 Universal Bolts	1SEP620013R1000	
ZLBM3-1P-V	630	3 x V-Clamps	1SEP620013R1020	
ZLBM800A-1P-M12	800	12 x M12 Universal Bolts	1SEP620014R1000	
ZLBM910A-1P-M12	910	2 x 3 M12 bolts	1SEP620053R1000	
ZLBM910A-1P-M12-MB	910	2 x 3 M12 bolts, connection on rear side	1SEP620053R1050	
Long terminal cover, 3U shaped busbar versions				
ZLBM00-1P-3U-M8	160	3 x M8 Bolts	1SEP620170R1200	Upon request
ZLBM1-L-1P-3U-M12	250	3 x M12 Universal Bolts	1SEP620171R1200	
ZLBM2-L-1P-3U-M12	400	3 x M12 Universal Bolts	1SEP620172R1200	
ZLBM3-L-1P-3U-M12	630	3 x M12 Universal Bolts	1SEP620173R1200	



ZLBM - 3-pole, Depth 121 mm

Type	Ie [A]	Description	Order code	L.P. (₹)	
ZLBM00 3-pole, 100 mm busbar distance. Cable shroud included.					
ZLBM00-100-3P-M8	160	3 x M8 Bolt	1SEP620150R3000	Upon request	
Basic versions					
ZLBM00-3P-M8	160	3 x M8 Bolts	1SEP620010R3000		
ZLBM00-3P-V	160	3 x V-Clamps	1SEP620010R3020		
ZLBM1-3P-M12	250	3 x M12 Universal Bolt	1SEP620011R3000		
ZLBM1-3P-V	250	3 x V-Clamps	1SEP620011R3020		
ZLBM2-3P-M12	400	3 x M12 Universal Bolt	1SEP620012R3000		
ZLBM2-3P-V	400	3 x V-Clamps	1SEP620012R3020		
ZLBM3-3P-M12	630	3 x M12 Universal Bolt	1SEP620013R3000		
ZLBM3-3P-V	630	3 x V-Clamps	1SEP620013R3020		
ZLBM800A-3P-M12	800	12 x M12 Universal Bolts	1SEP620014R3000		
ZLBM800A-3P-V	800	12 x V-Clamps	1SEP620014R3020		
ZLBM910A-3P-M12	910	2 x 3 M12 bolts	1SEP620053R3000		
ZLBM910A-3P-M12-MB	910	2 x 3 M12 bolts, connection on rear side	1SEP620053R3050		
ZLBM1250A-3P-M12	1250	12 x M12 Universal Bolt	1SEP620015R3000		
ZLBM1250A-3P-V	1250	12 x V-Clamps	1SEP620015R3020		
Without V-Clamps					
ZLBM00-3P-NOV	160	Without V-Clamps	1SEP620010R3010		Upon request
ZLBM1-3P-NOV	250	Without V-Clamps	1SEP620011R3010		
ZLBM2-3P-NOV	400	Without V-Clamps	1SEP620012R3010		
ZLBM3-3P-NOV	630	Without V-Clamps	1SEP620013R3010		
Long terminal cover, 3U shaped busbar versions					
ZLBM00-3P-3U-M8	160	3 x M8 Bolts	1SEP620170R3200	Upon request	
ZLBM1-L-3P-3U-M12	250	3 x M12 Universal Bolts	1SEP620171R3200		
ZLBM2-L-3P-3U-M12	400	3 x M12 Universal Bolts	1SEP620172R3200		
ZLBM3-L-3P-3U-M12	630	3 x M12 Universal Bolts	1SEP620173R3200		

Switches

ABB has a wide portfolio of low voltage switches. They are suitable for diverse applications, in motor control centers, in switch boards and as main switches in various equipment and machines. From single to 8 poles and combination switches for change-over, automatic transfer, bypass, reversing, etc.

Switch disconnectors 16 – 4000 A

The switch disconnector is largely used as the main switch in low voltage switchgears for distribution of power, starting and stopping motors and isolating loads during maintenance.

The range from 16 to 125 Amps are either base plate or door mounted by snap-on or screw fitting front operated 3, 4, 6 and 8-pole are available as standard.

From 160 to 4000 Amps the switch disconnectors, also called load break switches, are designed as pole modules and they are available as 1, 2, 3 and 4-pole versions, front or side operated.

Switch disconnectors OTDC upto 1000 A

The OTDC range of switch-disconnectors is specially designed for DC applications upto 2000 VDC. Thanks to a compact design, efficiency and reliability, OTDC switches bring photovoltaic installations to the next level.

Switch disconnector fuses 16 – 1250 A

The switch disconnector fuse is used as the main switch in low voltage switchgears in industry for distributing power and protecting motors, cables and other devices against short circuits and over loads.

The switch disconnector fuses are available for all types of fuse links, DIN, BS, NFC, UL, CSA.

The range includes single pole to four pole versions, front-or side-operated. The pole module design enables location of the operating mechanism in any position

together with the direction of the terminals giving flexibility to installation in different types of cubicle designs.

Change-over and transfer switches 16 – 3200 A

ABB's change-over and transfer switches are designed to transfer loads from one power source to another in a wide variety of applications.

The range includes switches from 16 to 3200 Amperes, which can be operated manually, remotely by using a motor or automatically.

ABB's change-over and transfer switches are tested according to IEC 60947-6-1 and IEC 60947-3 standards. The switches have ratings in AC31 and AC33 utilization categories, up to 415 V. In motorized switches, the motor operators have a wide voltage operation range.

Enclosed switches 16 – 1600 A

The ABB enclosed switches are suitable for power distribution in factories and buildings, as local motor isolators and as main switches. Each incoming supply shall be provided with a hand operated main switch-disconnector according to the Machine Directive EN 60204 and isolate reliably the electrical equipment from the supply.

ABB enclosed switches are designed and tested to meet these requirements and complies with IEC 60 947-3.

The enclosed switches are easy to install and safe to use in industrial, public and residential environments. The indication of the handle is always reliable and lockable in the OFF-position with a standard padlock. ABB's long experience in switch disconnects guarantees a long and safe use.

Auto Transfer Switches 40 – 4000 A


Technologies for external environment - Complete range 40-4000 A. ABB offers a wide selection of automatic transfer switches (ATS). They have the features and functionality that make them suitable for diverse applications.



OFAF HRC fuse links and base, DIN-type

DIN-type fuse links, gG, 500 V, 80 kA

The ordering code includes one fuse link, the delivery batch is according to the column.



Fuse size	Rated current In (A)	Description	Delivery batch [pcs]	Ordering code	L.P. (₹)	
000	2	OFAFN000GG2	6	1SCA107747R1001 ■	770	
	6	OFAFN000GG6	6	1SCA107748R1001 ■		
	10	OFAFN000GG10	6	1SCA107749R1001 ■		
	16	OFAFN000GG16	6	1SCA107750R1001 ■		
	20	OFAFN000GG20	6	1SCA107751R1001 ■		
	25	OFAFN000GG25	6	1SCA107751R1002 ■		
	32	OFAFN000GG32	6	1SCA107752R1001 ■		
00	63	OFAFN000GG63	6	1SCA107753R1001 ■	820	
	6	OFAFN00GG6	6	1SCA107754R1001	1,180	
	10	OFAFN00GG10	6	1SCA107755R1001		
	16	OFAFN00GG16	6	1SCA107756R1001		
	20	OFAFN00GG20	6	1SCA107757R1001		
	25	OFAFN00GG25	6	1SCA107758R1001		
	32	OFAFN00GG32	6	1SCA107759R1001 ■		
	50	OFAFN00GG50	6	1SCA107760R1001 ■		
	63	OFAFN00GG63	6	1SCA107761R1001 ■		
	80	OFAFN00GG80	6	1SCA107762R1001 ■		
	100	OFAFN00GG100	6	1SCA107763R1001 ■		
	125	OFAFN00GG125	6	1SCA107764R1001 ■		
	160	OFAFN00GG160	6	1SCA107765R1001 ■		1,280
	0	160	OFAFOH160	3		1SCA022627R3170
200		OFAFOH200	3	1SCA022629R5140 ■		
1	32	OFAFN1GG32	6	1SCA107766R1001	1,680	
	50	OFAFN1GG50	6	1SCA107767R1001	1,650	
	63	OFAFN1GG63	6	1SCA107768R1001		
	80	OFAFN1GG80	6	1SCA107769R1001		
	100	OFAFN1GG100	6	1SCA107770R1001		
	125	OFAFN1GG125	6	1SCA107771R1001		
	160	OFAFN1GG160	6	1SCA107772R1001 ■		
	200	OFAFN1GG200	3	1SCA107773R1001 ■		
	250	OFAFN1GG250	3	1SCA107774R1001 ■		
	100	OFAFN2GG100	3	1SCA107775R1001		2,400
2	125	OFAFN2GG125	3	1SCA107776R1001		2,600
	250	OFAFN2GG250	3	1SCA107778R1001		
	315	OFAFN2GG315	3	1SCA107779R1001 ■		
	400	OFAFN2GG400	3	1SCA107780R1001 ■		
	315	OFAFN3GG315	3	1SCA107781R1001	3,780	
3	500	OFAFN3GG500	3	1SCA107783R1001 ■	4,250	
	630	OFAFN3GG630	3	1SCA107784R1001 ■	4,320	
	800	OFAFN3GG800	3	1SCA107785R1001 ■	5,270	
4	1250	OFAF4H1250	1	1SCA022627R7830	Upon request	
4a	1250	OFAF4AH1250	1	1SCA022637R4360	Upon request	



Fuse size	Rated current In (A)	Description	Ordering code	L.P. (₹)
00	160	Fuse Base - DIN type	1SCA833001R2001 ■	760
1	250		1SCA833001R2002 ■	1510
2	400		1SCA833001R2003 ■	2750
3	630		1SCA833001R2004 ■	3390

■ Stock items

OFF HRC fuse links and base, BS-type

BS-type fuse links, gG, 415 V, 80 kA

The type code includes one fuse link, but the delivery batch is according to the column.



Fuse size	Rated current In [A]	Description	Delivery batch [pcs]	Ordering code	L.P. (₹)
Offset blade tag fuse link					
F1	2	OFFNF1GG2	10	1SCA107786R1001 ■	240
	4	OFFNF1GG4	10	1SCA107787R1001 ■	
	6	OFFNF1GG6	10	1SCA107788R1001 ■	
	10	OFFNF1GG10	10	1SCA107789R1001 ■	280
	16	OFFNF1GG16	10	1SCA107790R1001 ■	
	20	OFFNF1GG20	10	1SCA107791R1001 ■	
	25	OFFNF1GG25	10	1SCA107792R1001 ■	
32	OFFNF1GG32	10	1SCA107793R1001 ■	290	
Offset bolted tag fuse link					
A2	6	OFFNA2GG6	10	1SCA107795R1001	286
	10	OFFNA2GG10	10	1SCA107796R1001	
	16	OFFNA2GG16	10	1SCA107798R1001	
	20	OFFNA2GG20	10	1SCA107827R1001	
	25	OFFNA2GG25	10	1SCA107800R1001	
	32	OFFNA2GG32	10	1SCA107801R1001 ■	
A3	40	OFFNA3GG40	10	1SCA107803R1001 ■	410
	50	OFFNA3GG50	10	1SCA107804R1001	
	63	OFFNA3GG63	10	1SCA107805R1001 ■	
A4	50	OFFNA4GG50	10	1SCA107806R1001	790
	63	OFFNA4GG63	10	1SCA107807R1001	
	80	OFFNA4GG80	10	1SCA107808R1001	1,050
	100	OFFNA4GG100	10	1SCA107809R1001 ■	
	125	OFFNA4GG125	10	1SCA107810R1001 ■	
Central bolted tag fuse link					
B1	50	OFFNB1GG50	10	1SCA107811R1001	1,040
	63	OFFNB1GG63	10	1SCA107812R1001	
	80	OFFNB1GG80	10	1SCA107813R1001	1,260
	100	OFFNB1GG100	10	1SCA107814R1001	
B2	125	OFFNB2GG125	10	1SCA107816R1001	1,380
	160	OFFNB2GG160	5	1SCA107817R1001 ■	
	200	OFFNB2GG200	5	1SCA107818R1001 ■	
B3	250	OFFNB3GG250	1	1SCA107819R1001 ■	2,990
	315	OFFNB3GG315	1	1SCA107820R1001	
B4	400	OFFNB4GG400	1	1SCA107822R1001	5,200
C1	400	OFFNC1GG400	1	1SCA107823R1001	5,850
C2	500	OFFNC2GG500	1	1SCA107824R1001	6,370
C2	630	OFFNC2GG630	1	1SCA107825R1001	6,650
C3	800	OFFNC3GG800	1	1SCA107826R1001	10,290




Fuse size	Rated current In [A]	Description	Delivery batch [pcs]	Ordering code	L.P. (₹)
F1	20	Control Fuse	100	1SYN833001R2005 ■	280
	32	Base	100	1SYN833001R2009 ■	350

■ Stock items

OESA/OS switch disconnecter fuse, DIN-type

DIN type

32 - 800A SDF supplied with shaft and handle, mechanism at the end of the switch fuse



Rated current In [A]	Poles	Recommend Fuse size	Description	Ordering code	L.P. (₹)
32	2	000/ 00	OESA0032D2	1SYN790290P0492	4,590
63			OESA0063D2	1SYN790290P0496	5,880
100		00	OESA00100D2	1SYN790290P0508	9,900
125			OESA125D2	1SYN790290P0511	14,400
160		0	OESA00160D2	1SYN790290P0503	15,710
200			OS200D02P	1SCA022759R9220	21,580
250		0-1	OS250D02P	1SCA022760R0170	24,530
315		0-2	OS315D02P	1SYN833040R2012	30,230
400			OS400D02P	1SCA022811R2740	34,610
630		3	OS630D02P	1SCA107745R1001	58,930
800			OS800D02P	1SCA022837R2650	72,310
1250		4	OS1250D02P	1SCA114051R1001	Upon request
32	3	000/ 00	OESA00-32	1SYN790290P0493 ■	4,860
63			OESA 00-63	1SYN790290P0497 ■	6,630
100		00	OESA00100	1SYN790290P0509 ■	12,970
125			OESA 00125	1SYN790290P0500 ■	16,690
160		0	OESA00-160	1SYN790290P0504 ■	17,860
200			OS200D03P	1SYN022709R9500 ■	24,400
250		0-1	OS250D03P	1SYN022719R0090	28,540
315		0-2	OS315D03P	1SYN953046P3001 ■	34,910
400			OS400D03P	1SYN022719R0250 ■	41,900
630		3	OS630D03P	1SYN022825R2830 ■	69,100
800			OS800D03P	1SYN022825R4880 ■	74,530
1250		4	OS1250D03P	1SCA105475R1001	Upon request
32	TPN	000/ 00	OESA0032N ■	1SYN790290P0494	5,000
63			OESA0063N ■	1SYN790290P0498	6,640
100		00	OESA00100N ■	1SYN790290P0499	9,820
125			OESA00125N ■	1SYN790290P0501	17,630
160		0	OESA00160N ■	1SYN790290P0505	18,810
200			OS200D03N3P	1SYN022749R8710 ■	25,340
250		0-1	OS250D03N3P	1SYN022749R9430 ■	29,480
315			OS315D03N3P	1SYN953047P3001 ■	33,940
400		0-2	OS400D03N3P	1SYN022753R9320 ■	41,700
630		3	OS630D03N3P	1SYN100858R1001 ■	69,080
800			OS800D03N3P	1SYN100859R1001 ■	76,310
1250		4	OS1250D03N3P	1SCA107932R1001	Upon request
32	4	000/ 00	OESA 00-32A4	1SYN790290P0495	5,700
63			OESA 00-63A4	1SYN790290P0507 ■	7,670
100		00	OESA00100A4	1SYN790290P0510	12,150
125			OESA00125A4	1SYN790290P0502	20,240
160		0	OESA 00-160A4	1SYN790290P0506	22,510
200			OS200D04N2P	1SYN022709R9680	32,330
250		0-1	OS250D04N2P	1SYN022719R2380	37,230
315			OS315D04N2P	1SYN953048P3001 ■	45,840
400		0-2	OS400D04N2P	1SYN022719R2460 ■	50,260
630		3	OS630D04N2P	1SYN022825R4290 ■	84,980
800			OS800D04N2P	1SYN022825R5180 ■	1,01,370
1250		4	OS1250D04N2P	1SCA105248R1001	Upon request

Notes:
4th pole of all SFUs are 100% rated and are in the switched neutral (SN) version.

- Contact our nearest sales office:
- For mechanism in between poles configuration
 - For motorized switch disconnecter fuse requirement
 - For 4th pole with fuse protection
 - For Switch disconnecter fuse with direct mounting handle



■ Stock items

OESA/OS switch disconnecter fuse, BS-type

BS

32 - 800A SDF supplied with shaft and handle

Mechanism at the end of the switch fuse



Rated current In [A]	Poles	Recommend Fuse size	Description	Ordering code	L.P. (₹)	
32	2	A2	OESA32G2	1SYN790290P0512	4,080	
63		A3	OESA63G2	1SYN790290P0516	5,970	
100		A4	OESA100G2	1SYN790290P0520	12,700	
125			OESA125G2	1SYN790290P0524	15,520	
160		B2	OESA160B2	1SYN790290P0528	17,060	
200		B1-B2	OS200B02P	1SCA022769R7820	23,870	
250		B1-B3	OS250B02P	1SCA022769R9440	26,080	
315		B1-B4	OS315B02P	1SCA022817R3450	31,450	
400			OS400B02P	1SCA022813R7220	37,380	
630			C1-C2	OS630B02P	1SCA113529R1001	63,280
800		C1-C3	OS800B02P	1SCA022837R6480	74,100	
1250		D1	OS1250B02P	1SCA114070R1001	Upon request	
32		3	A2	OESA32G1	1SYN790290P0513	4,800
63			A3	OESA63G1	1SYN790290P0517 ■	6,500
100	A4		OESA100G1	1SYN790290P0521 ■	12,480	
125			OESA125G1	1SYN790290P0525	15,800	
160	B2		OESA160B3	1SYN790290P0529	17,230	
200	B1-B2		OS200B03P	1SYN022709R9330	21,170	
250	B1-B3		OS250B03P	1SYN022750R6660	26,010	
315	B1-B4		OS315B03P	1SYN022719R0680	36,990	
400			OS400B03P	1SYN022719R0840	38,410	
630			C1-C2	OS630B03P	1SYN022825R5850	66,690
800	C1-C3		OS800B03P	1SYN022825R7550	82,570	
1250	D1		OS1250B03P	1SCA105250R1001	Upon request	
32	TPN Neutral in mechanism (Wrapped)		A2	OESA32G1N ■	1SYN790290P0514 ■	5,060
63			A3	OESA63G1N ■	1SYN790290P0518 ■	6,760
100		A4	OESA100G1N ■	1SYN790290P0522 ■	13,420	
125			OESA125G1N ■	1SYN790290P0526 ■	17,000	
160		B2	OESA160B3N ■	1SYN790290P0530	18,150	
200		B1-B2	OS200B03N3P	1SYN022750R0620 ■	26,150	
250		B1-B3	OS250B03N3P	1SYN022750R8010 ■	29,970	
315		B1-B4	OS315B03N3P	1SYN022753R8940	34,880	
400			OS400B03N3P	1SYN022753R9160	42,070	
630			C1-C2	OS630B03N3P	1SYN100860R1001	72,920
800		C1-C3	OS800B03N3P	1SYN100861R1001	80,210	
1250		D1	OS1250B03N3P	1SCA107936R1001	Upon request	
32		4 (Solid Neutral)	A2	OESA32G4	1SYN790290P0515	6,090
63			A3	OESA63G4	1SYN790290P0519	7,680
100	A4		OESA100G4	1SYN790290P0523	18,020	
125			OESA125G4 ■	1SYN790290P0527	21,670	
160	B2		OESA160B4	1SYN790290P0531	26,130	
200	B1-B2		OS200B04N2P	1SYN022709R9410	34,390	
250	B1-B3		OS250B04N2P	1SYN022750R7800	40,950	
315	B1-B4		OS315B04N2P	1SYN022719R2710	50,670	
400			OS400B04N2P	1SYN022719R2890	58,260	
630			C1-C2	OS630B04N2P	1SYN022825R6230	96,940
800	C1-C3		OS800B04N2P	1SYN022825R8010	1,05,010	
1250	D1		OS1250B04N2P	1SCA105469R1001	Upon request	

Note:
4th pole of all SFUs are 100% rated and are in the switched neutral (SN) version.

- Contact our nearest sales office:
- For 1250A switch disconnecter fuse requirement
 - For mechanism in between poles configuration
 - For motorized switch disconnecter fuse requirement
 - For 4th pole with fuse protection

■ Stock items

Accessories for OESA/OS switch disconnecter fuse, 32..800 A



Phase barriers

Frame	Pole	Height (mm)	Description	Ordering code	L.P. (₹)
OS200...400	3	100	PB100 low	1SDA054970R1 ■	1,970
	4	100	PB100 low	1SDA054971R1 ■	2,800



Auxiliary contacts

Frame	Contact function	Description	Ordering Code	L.P. (₹)
OESA 32...160	1NO+1NC	OESAZX 15	1SYN790290P0532	940
	2NO+2NC	OESAZX 16	1SYN790290P0533	1,790
OS200...800	1NO	OA1G10	1SCA022353R4970	980
	1NC	OA3G01	1SCA022456R7410	1,090
Screw mounting to the left side of the switch		OEA28	1SCA022714R8810 ■	1,280

Note: OEA 28 has to be order along with 200 & 250A TPN switch only



Fuse monitor

Frame	Rated voltage [Vac]	Description	Ordering code	L.P. (₹)
OS200...800	100...260	OFS260	1SCA022716R0180	12,910
	380...690	OFS690	1SCA022715R9920	13,200



Wrapped neutral link

Frame	Description	Ordering code	L.P. (₹)
OESA32...63	OESAZX87	1SYN790290P0534	860
OESA100	OESAZX 86/1	1SYN790290P0535	1,490
OESA125...160	OESAZX86	1SYN790290P0536	1,630
OS200...250	OXN250	1SCA022752R9950	7,350
OS315...400	OXN400	1SCA022770R3060	19,180
OS630...800	OXN800S	1SCA022831R4880	21,980

Handle adaptor

Frame	Description	Ordering code	L.P. (₹)
OHB145...OHB175	OHBZX200	1SCA125960R1001	2,200



Handles

Frame	Description	Ordering code	L.P. (₹)
OESA32...63	YASDB51	1SYN790290P0537	1,370
OESA100...160	YASDB10	1SYN790290P0538	2,040
OS200...250	OHB80J6	1SCA022381R0240 ■	2,650
OS315...400	OHB145J12	1SCA022381R2110	3,420
OS630...800	OHB175J12	1SCA022381R2450	3,840



Shaft

Frame	Description	Ordering code	L.P. (₹)
OESA/OS32...250	OXP6X210	1SCA022295R6080	730
OS315...400	OXP12X250	1SCA022325R6980	1,430
OS630...800	OXP12X280	1SCA022137R5140	1,750



Fuse covers for OESA switch disconnecter fuse

Frame	Type	Description	Ordering code	L.P. (₹)
32...63	DIN		1SYN833035R2012	170
32...63	BS	Fuse cover	1SYN833036R2012	170
100...160	DIN		1SYN833037R2012	190

Note: Ordering code mentioned above for fuse cover is per piece

■ Stock items

OT Plus Switch disconnectors NEW

One giant leap to progress



OTG3...100G2-3BS



OT63...100G2-4BSN2

Front operated switch disconnectors, base and DIN-rail mounting with screw terminals.

Including padlockable direct mounted handle, and protected terminal clamps

Power Distribution <415VAC

Rated current In [A]	Pole	Frame size	Description	Ordering code	L.P.(₹)
63	3	G2	OT63G2-3BS	1SCA162548R1001	Upon request
80		G2	OT80G2-3BS	1SCA162549R1001	
100		G2	OT80G2-3BS	1SCA162547R1001	
100		G3	OT100G3-3BS	1SCA162507R1001	
125		G3	OT125G3-3BS	1SCA162521R1001	
160	4	G3	OT160G3-3BS	1SCA162522R1001	Upon request
63		G2	OT63G2-4BSN2	1SCA162559R1001	
80		G2	OT80G2-4BSN2	1SCA162561R1001	
100		G2	OT100G2-4BSN2	1SCA162557R1001	
100		G3	OT100G3-4BSN2	1SCA162513R1001	
125		G3	OT125G3-4BSN2	1SCA162526R1001	
160		G3	OT160G3-4BSN2	1SCA162528R1001	

Motor loads <415VAC

Rated current In [A]	Pole	Frame size	Description	Ordering code	L.P.(₹)
63	3	G2	OT63G2-3BS	1SCA162548R1001	Upon request
80		G2	OT80G2-3BS	1SCA162549R1001	
100		G3	OT100G3-3BS	1SCA162507R1001	
125		G3	OT125G3-3BS	1SCA162521R1001	
63	4	G2	OT63G2-4BSN2	1SCA162559R1001	Upon request
80		G2	OT80G2-4BSN2	1SCA162561R1001	
100		G3	OT100G3-4BSN2	1SCA162513R1001	
125		G3	OT125G3-4BSN2	1SCA162526R1001	



OT100...160G3-3BS

Door mounted switch disconnectors, with screw terminals

Including protected terminal clamps IP20 from front. External operating handle and shaft are not included.

Power Distribution <415VAC

Rated current In [A]	Pole	Frame size	Description	Ordering code	L.P.(₹)
63	3	G2	OT63G2-3DS	1SCA162567R1001	Upon request
80		G2	OT80G2-3DS	1SCA162569R1001	
100		G2	OT100G2-3DS	1SCA162565R1001	
100		G3	OT100G3-3DS	1SCA162515R1001	
125		G3	OT125G3-3DS	1SCA162531R1001	
160	4	G3	OT160G3-3DS	1SCA162532R1001	Upon request
63		G2	OT63G2-4DSN2	1SCA162568R1001	
80		G2	OT80G2-4DSN2	1SCA162570R1001	
100		G2	OT100G2-4DSN2	1SCA162566R1001	
100		G3	OT100G3-4DSN2	1SCA162518R1001	
125		G3	OT125G3-4DSN2	1SCA162535R1001	
160		G3	OT160G3-4DSN2	1SCA162536R1001	



OT63...100G2-3DS



OT63...100G2-4DSN2

Motor loads <415VAC

Rated current In [A]	Pole	Frame size	Description	Ordering code	L.P.(₹)
63	3	G2	OT63G2-3DS	1SCA162567R1001	Upon request
80		G2	OT80G2-3DS	1SCA162569R1001	
100		G3	OT100G3-3DS	1SCA162515R1001	
125		G3	OT125G3-3DS	1SCA162531R1001	
63	4	G2	OT63G2-4DSN2	1SCA162568R1001	Upon request
80		G2	OT80G2-4DSN2	1SCA162570R1001	
100		G3	OT100G3-4DSN2	1SCA162518R1001	
125		G3	OT125G3-4DSN2	1SCA162535R1001	



OT100...160G3-3DS

OT switch disconnectors

Front operated switch-disconnectors with direct knob type handle



Rated current In [A]	Pole	Description	Ordering code	L.P.(₹)	Pole	Description	Ordering code	L.P.(₹)
16		OT16F3	1SCA104811R1001	2,050		OT16F4N2	1SCA104829R1001	2,540
25		OT25F3	1SCA104857R1001 ■	2,130		OT25F4N2	1SCA104886R1001	2,660
40		OT40F3	1SCA104902R1001	2,420		OT40F4N2	1SCA104932R1001	2,990
63	3	OT63F3	1SCA105332R1001	2,620	4	OT63F4N2	1SCA105365R1001	3,510
80		OT80F3	1SCA105798R1001	5,140		OT80F4N2	1SCA105413R1001	6,420
100		OT100F3	1SCA105004R1001	7,060		OT100F4N2	1SCA105018R1001	8,830
125		OT125F3	1SCA105033R1001	7,230		OT125F4N2	1SCA105051R1001	8,990

Door mounted switch-disconnectors with snap on and screw type mounting Handle for screw and snap on mounting to be ordered separately



Rated current In [A]	Pole	Description	Ordering code	L.P.(₹)	Pole	Description	Ordering code	L.P.(₹)
16		OT16FT3	1SCA104838R1001 ■	2,250		OT16FT4N2	1SCA105711R1001	2,790
25		OT25FT3	1SCA104884R1001	2,780		OT25FT4N2	1SCA104900R1001	3,470
40		OT40FT3	1SCA104940R1001 ■	3,330		OT40FT4N2	1SCA104956R1001	4,160
63	3	OT63FT3	1SCA105382R1001	4,580	4	OT63FT4N2	1SCA105393R1001	5,740
80		OT80FT3	1SCA105431R1001	5,650		OT80FT4N2	1SCA105499R1001	7,060
100		OT100FT3	1SCA105023R1001	9,410		OT100FT4N2	1SCA105031R1001	11,730
125		OT125FT3	1SCA105060R1001	11,980		OT125FT4N2	1SCA105066R1001	15,020

OT switch disconnector accessories 16..160 A

Screw mounting, hole distance 36 mm

Padlockable with max. 3 padlocks, IP65, hole distance 36/48 mm, NEMA 1, 3R, 12



Accessories for OT 16..125 F, OT63...100G2-BS, OT30...160G3-BS

Frame	Description	Ordering code	L.P. (₹)
OT 16..125F, OT63...100G2-BS,	Black	OHBS2AJ 1SCA105213R1001	1,040
OT30...160G3-BS	Red - yellow	OHYS2AJ 1SCA105296R1001	1,250

Accessories for OT 16..125 FT OT63...100G2-DS, OT30...160G3-DS

Frame	Description	Ordering code	L.P. (₹)
OT 16..125FT, OT63...100G2-DS,	Black	OHBS2RJ 1SCA105232R1001	1,210
OT30...160G3-DS	Red - yellow	OHYS2RJ 1SCA105232R1001	1,330

Note:

For any different arrangement, kindly contact our nearest sales office.

Shafts

Suitable for all the switches in this section, OT16...125F OT63...100G2-BS, OT30...160G3-BS



Frame	Description	Ordering code	L.P. (₹)
OT16...125F OT63...100G2-BS,	OXS6X130	1SCA101655R1001 ■	830
OT30...160G3-BS			

■ Stock items

OT switch disconnectors

Front operated switch-disconnectors

OT 16A-3200A switch disconnector supplied with extended shaft and IP 65 pistol type handle



- Contact our nearest sales office:
- For door mounted switch disconnector
 - For different configuration of Shaft and Handle (selector type)
 - For 6 & 8 pole switch disconnector requirement
 - 1 pole switch disconnector also available on request



- Note:
- Contact our nearest sales office
- For requirement of motorized isolators
 - For mechanism in between poles configuration
 - For switch disconnector with direct mounted handle
 - For side operated switches

Rated current In [A]	Poles	Description	Ordering code	L.P. (₹)	
160	2	OT160EV02P	1SCA120508R1001	10,590	
200		OT200E02P	1SCA022751R1400	11,240	
250		OT250E02P	1SCA022735R2500	13,860	
315		OT315E02P	1SCA022866R5590	15,940	
400		OT400E02P	1SCA022741R7210	21,480	
630		OT630E02P	1SCA022866R5670	27,670	
800		OT800E02P	1SCA022835R4830	33,230	
1000		OT1000E02P	1SCA105795R1001	75,100	
1250		OT1250E02P	1SCA106136R1001	91,800	
1600		OT1600E02P	1SCA106142R1001	1,24,660	
2000		OT2000E02P	1SCA120025R1001		
2500		OT2500E02P	1SCA113956R1001	Upon Request	
3200	OT3200E02P	1SCA128581R1001			
4000	OT4000E02P	1SCA128595R1001			
16	3	OT16F3	1SYN104811R1001 ■	3,820	
25		OT25F3	1SYN104857R1001 ■	3,870	
40		OT40F3	1SYN104902R1001 ■	4,020	
63		OT63F3	1SYN105332R1001 ■	4,050	
80		OT80F3	1SYN105798R1001 ■	6,480	
100		OT100F3	1SYN105004R1001 ■	8,640	
125		OT125F3	1SYN105033R1001 ■	8,790	
160		OT160G03P	1SCA135139R1001	11,150	
160		OT160EV03P	1SCA120514R1001 ■	11,720	
200		OT200E03P	1SCA022712R0800 ■	12,860	
250		OT250E03P	1SCA022710R0100 ■	16,440	
315		OT315E03P	1SCA022718R8510 ■	22,570	
400		OT400E03P	1SCA022718R8780 ■	25,240	
630		OT630E03P	1SCA022718R8940 ■	29,540	
800		OT800E03P	1SCA022718R9410 ■	36,900	
1000		OT1000E03P	1SCA022860R5930 ■	76,140	
1250		OT1250E03P	1SCA022860R6230 ■	99,040	
1600		OT1600E03P	1SCA022860R6580 ■	1,30,840	
2000		OT2000E03P	1SCA108036R1001		
2500		OT2500E03P	1SCA104972R1001 ■	Upon Request	
3200		OT3200E03P	1SCA128481R1001		
4000		OT4000E03P	1SCA124848R1001		
16		4	OT16F4N2	1SYN104829R1001	4,090
25			OT25F4N2	1SYN104886R1001	4,270
40	OT40F4N2		1SYN104932R1001 ■	4,360	
63	OT63F4N2		1SYN105365R1001	4,970	
80	OT80F4N2		1SYN105413R1001 ■	8,510	
100	OT100F4N2		1SYN105018R1001 ■	9,410	
125	OT125F4N2		1SYN105051R1001 ■	9,440	
160	OT160G04P		1SCA135140R1001	15,320	
160	OT160EV04P		1SCA120521R1001 ■	16,440	
200	OT200E04P		1SCA022713R4930 ■	16,790	
250	OT250E04P		1SCA022710R0520 ■	19,160	
315	OT315E04P		1SCA022719R1730 ■	25,500	
400	OT400E04P		1SCA022719R1810 ■	27,180	
630	OT630E04P		1SCA022719R2030 ■	35,070	
800	OT800E04P		1SCA022719R2110 ■	41,480	
1000	OT1000E04P		1SCA022860R6150	99,620	
1250	OT1250E04P		1SCA022860R6310	1,22,910	
1600	OT1600E04P		1SCA022860R6740	1,57,550	
2000	OT2000E04P		1SCA108038R1001		
2500	OT2500E04P		1SCA105140R1001		
3200	OT3200E04P		1SCA128482R1001	Upon request	
4000	OT4000E04P		1SCA124856R1001		

■ Stock items

OT switch disconnecter accessories



Handles

Frame	Description	Ordering code	L.P. (₹)
OT16...125	OHB45J6	1SCA022380R8770 ■	1,640
OT160...250	OHB65J6	1SCA022380R9660 ■	2,220
OT315...400	OHB95J12	1SCA022381R0830	2,430
OT630...800	OHB125J12	1SCA022381R1560 ■	2,630
OT1000...4000	OHB274J12	1SCA115920R1001 ■	7,760



Shaft

Frame	Description	Ordering code	L.P. (₹)
OT16...125	EXP6X170	1SCA108224R1001 ■	610
OT160...250	EXP6X210	1SCA022295R6080	730
OT315...800	EXP12X185	1SCA022325R6710	1,090
OT1000...4000	EXP12X280	1SCA022137R5140	1,750



Auxiliary contact

Frame	Contact function	Description	Ordering code	L.P. (₹)
OT16...4000	1NO	OA1G10	1SCA022353R4970 ■	980
OT16...125	1NC	OA1G01	1SCA022353R4890 ■	980
OT160EV...4000	1NC	OA3G01	1SCA022456R7410 ■	1,090



Phase barrier

Frame	Poles	Description	Ordering code	L.P. (₹)
OT160...OT800	3	PB100 low	1SDA054970R1	1,970
OT160...OT800	4	PB100 low	1SDA054971R1	2,800
OT1000...2500	3 & 4	OTB1600/6	1SCA100768R1001	6,980
OT3200...4000	3 & 4	OTB4000/6	1SCA129040R1001	6,680

Mechanical interlock mechanism

(Prevents one switch from closing to ON-position, if the other is not in OFF-position)



Frame	Shaft distance [mm]	Description	Ordering code	L.P. (₹)
OT16...125	100	OTZW24	1SCA022639R5610	3,560
OT160...250	190	OTZW10	1SCA022431R5280	4,310
OT315...400	250	OETLZW14	1SCA022077R3410	10,930
OT315...800	300	OETLZW3	1SCA022049R0380	10,900
OT315...4000	500	OETLZW15	1SCA022081R9340	12,670

Terminal shrouds snap-on mounting, transparent

For 3-pole switches



Frame	Description	Ordering code	L.P. (₹)
OT 16...40F3	OTS40T3	1SCA105317R1001	650
OT63...80F3	OTS63T3	1SCA022353R6750 ■	470
OT 100...125F3	OTS125T3	1SCA022379R9680	940

Note:

For requirement of terminal shrouds for higher current rating, contact our nearest sales office

Safety switches & enclosed switch-disconnectors

Wide range of enclosed heavy duty switches
From 16 to 1600 Amperes, 690 V



Reliable in extreme conditions

All our enclosed safety switches are built to last and resist the wear of harsh operating conditions. The enclosures are made of high-quality, UV-resistant materials and the degree of protection is up to IP65. All switches are suitable for use both indoors and outdoors.



Safety and protection

Our design is based on ensuring safety and preventing electrical accidents. To make maintenance and installation as safe as possible, we have included features such as padlockable handles, cover interlocks and gas pressure relief functions to our products.



Speed up your project

We can help speed up your project by making the selection of the right switch as quick and easy as possible. Our web-based selection tool, e-Configure, enables you to select the best switch for your particular application in the easiest way possible.

Safety switches & enclosed switch-disconnectors

Enclosed switches are designed and used as main switches for applications, which need to be isolated from the network. The range includes front operated and side operated switch disconnectors, switch fuses and changeover switches enclosed in plastic, steel sheet or stainless steel sheet and aluminium enclosures. They are rated for utilization categories including disconnecting as well as making and breaking the load. In addition, the switch fuses equipped with fuse links protects the application and the cables from overload currents and short circuits.

Plastic enclosures

The plastic enclosures are most suitable for locations with high chemical and moisture requirements. In addition, they are light and easy to install and handle.

Steel sheet enclosures

The steel sheet enclosures are hot dip galvanized and the surface is polyester powder painted. The enclosures are durable and robust for various environments.

Stainless steel sheet enclosures

The stainless steel sheet enclosures are made of AISI 304 stainless steel. They are used particularly in the food and beverage industry and in locations where high hygiene is required. The smooth surface does not require any painting and is easy to clean.

Aluminum alloy enclosures

Aluminum enclosures have very good impact strength and protection against UV light. They are suitable both for indoor and outdoor use in medium to heavy-duty applications.

Safety for personnel – reliable position indication

- Padlocking in the OFF-position with one, three or six (with the shackle L6) padlocks against unintentional start-up. The handle cannot be padlocked in the OFF-position if one of the contacts is not in the OFF position
- The cover cannot be removed if the handle is padlocked
- Door interlock in the ON-position
- Arc proof, short circuit durability function: Expander washers in aluminium enclosures with $I_e > 160 A$ and door locking release in large metal sheet enclosures type MSC
- Door interlock defeatable with rectangular and pistol type handles

Enclosed switch disconnectors - ONE20

ONE20

Switches can be used as main switches or for local isolation in various applications, such as HVAC, residential water pumps and heat pumps or commercial lighting.

Features

- Available in 2-, 3- and 4-pole versions
- Thermal current (Ith) 20A
- Color options: light grey, dark grey, red-yellow
- Weather proof enclosure due to high IP class (IP67) and
- UV resistant material



2 Pole			3 Pole			4 Pole		
Description	Ordering code	L.P. (₹)	Description	Ordering code	L.P. (₹)	Description	Ordering code	L.P. (₹)
ONE20M2W	1SCA138456R1001	1,750	ONE20M3W	1SCA138457R1001	2,600	ONE20M4W	1SCA138459R1001	3,020
ONE20M2G	1SCA135532R1001	1,750	ONE20M3G	1SCA135535R1001	2,600	ONE20M4G	1SCA135538R1001	3,020
ONE20M2Y	1SCA135533R1001	1,750	ONE20M3Y	1SCA135536R1001	2,600	ONE20M4Y	1SCA135540R1001	3,020

Fire rated enclosed switch-disconnectors

The answer to your fire safety needs

Fire rated enclosed switch-disconnectors maintain the power supply to fans or other smoke extraction equipment in case of fire. Typical environments are tunnels, highrise buildings, parking spaces or commercial buildings.

Fire rated switch-disconnectors maintain the power to the essential equipment such as smoke extraction or ventilation fans to facilitate safe evacuation of buildings, car parks, constructions or other public areas in case of fire. These switch-disconnectors are generally installed near the extraction fan for isolation of power supply and have been tested in conjunction with fan equipment to meet the stringent thermal requirements of fire safety.

We offer fire rated enclosed switch-disconnectors from 20 A to 800 A, available in 2-, 3-, 4- and 6-pole versions, in IP65 aluminium or steel sheet enclosures. All the switches are supplied with padlockable handles. Depending of version they can be padlocked in both OFF- and ON-position. The F200, F300 and F400 series are EMC compatible when equipped with EMC-cabling accessories.

Our fire rated enclosed switch-disconnectors have been tested by a third-party laboratory according to the standard EN 12101-3. According to this standard, the switch should lead current after the test, but the switch does not have to be operated. We offer three different classes of fire rated enclosed switch-disconnectors:

- F200
200°C in 120 min
- F300
300°C in 120 min, in order to also cover F200 applications
- F400
400°C in 120 min



Fire rated enclosed switch-disconnectors

The answer to your fire safety needs

Public safety is a priority for ABB. With the new fire rated enclosed switch-disconnectors, we provide a solution to meet all the thermal requirements to keep public areas smoke-free, facilitating a safe evacuation in case of fire. They are ideal for the ventilation or smoke extraction system to keep the air smoke-free.



Safety and protection

Public safety first

Our rated enclosed switch-disconnectors maintain the power and provide isolation to essential smoke extraction and ventilation equipment. Padlocking is possible in OFF- or ON/OFF-positions depending on the version.



Reliable in extreme conditions

Designed to perform

The material has been specially designed for installations where the power supply must be maintained even at high temperatures. To ensure a safe and reliable operation in abnormally hot environments, our switches have been tested according to the standard EN 12101-3.

20 A to 800 A, available in 2-, 3-, 4- and 6-pole versions in IP65 aluminium or steel sheet enclosures.

Auxiliary contacts are included in the F200 series and depending on the version, also in F400 series.



The F200, F300 and F400 series are all EMC compatible when equipped with EMC cabling accessories.

All the switches are supplied with padlockable handles. Depending on the version, they can be padlocked in both OFF- and ON-position.

Kabeldon low voltage switchgear system



Features of the Kabeldon IP-system are its simplicity and reliability. These are the most important factors when you want to achieve low operating costs and high delivery reliability in a distribution system.

- Busbars of continuously-extruded aluminium sections, insulated with a layer of polyamid.
- The busbar has a touch-proof contact slot.
- Blade fuses in all of the fuse-switch disconnectors.
- The switching devices can be arranged in any order, regardless of rated current.
- All parts, busbars and devices, fulfil IP2X protection in accordance with IEC 60529*).
- Switching devices 100-1600 A.
- It is easy to add new switching devices to existing distribution boards.
- Switching devices are mounted on and connected to the busbar system in the same operation.
- Switching devices can be connected when the system is live.
- Always voltage-free ("dead") when changing fuses.
- Busbars are available with rated currents from 400 to 1600 A.
- Switching devices, connectors and busbars combine to form a modular system. Each module is 12.5 mm. The modular system makes planning easier.
- The compact design of the switching devices makes them suitable for use in many different types of distribution boards.
- All switching devices have a utilisation category.

Change-over and Automatic Transfer Switch Solutions

Power continuity is critical for modern facilities, from data centers and hospitals to industrial plants and commercial buildings. Transfer switches play a vital role in ensuring uninterrupted power supply by manually or automatically switching electrical loads between primary and backup power sources.

ABB, offers the most comprehensive portfolio in the industry. This portfolio spans from simple manual changeover switches to sophisticated automatic transfer systems with cloud connectivity and predictive maintenance capabilities.



OTC Manual Changeover Switches

Manual transfer switches are the simplest and most cost-effective solution for transferring loads between two power sources. These switches require physical operation by an operator who manually moves a handle or lever to switch between sources.

- **Current ratings** - 16 to 3200 Amp
- **Transition types** - Delayed: I-0-II
Closed: I-I+II-II
- **Standards** - UL98 & IEC 60947-3.

OTM Motor-Operated Changeover Switches

OTM (Open Type Motorized) switches provide reliable remote operated power transfer with electric motor drive. These switches are ideal for applications requiring remote switching capability without full automation.

- **Current ratings** - 40 to 3200 Amp
- **Transition types** - Delayed: I-0-II
- **Standards** - IEC 60947-6-1

Automatic Transfer Switches


Automatic Transfer Switches represent a significant advancement in power continuity technology. These systems continuously monitor both power sources and automatically transfer loads when the primary source fails, without any human intervention.

- **Current ratings** - 40 to 4000 Amp
- **Transition types** - Open: I-II
Delayed: I-0-II & Close: I-I & II-II
- **Standards** - UL 1008 IEC 60947-6-1

OT Plus change-over switches **NEW**

One giant leap to progress


The OT plus change-over switch range offers a smarter, safer and more reliable performance to suit needs from 16A to 160A with 3 and 4 pole options. With greater adaptability, the OT plus change-over switches are able to cater to a broad range of applications than ever before.



G1 frame - 16A-63A



G2 frame - 63A-100A



G3 frame - 30A-160A



Adaptable

Support more applications, thanks to adjustable fourth-pole timing, which allows two different time offsets within the same switch: simultaneous or early-make / latebreak. Find the right fit and install faster with overlapping current ratings, and user-friendly auxiliary contacts.



Sustainable

Go greener with a range that cuts power losses by up 27%, that is designed for a circular economy and made with high portion of recycled materials. Additionally, the OT Plus switch is over 95% recyclable.



Reliable

Improve safety for people and assets, thanks to our true fourthpole design, which reduces the risk of faults. Simplify and strengthen security with pre-installed lockable operating handle

OT Plus change-over switches

Front operated change-over switches, base and DIN-rail mounting.

Including padlockable direct mounted handle, and protected terminal clamps IP20 from front. External operating handle and shaft are not included.



OTC63...80G2-3BS



OTC63...100G3-4BS

Operational voltage: <415VAC

Rated current In [A]	Pole	Frame size	Description	Ordering code	L.P. (₹)	Pole	Description	Ordering code	L.P. (₹)
16	3	G1	OTC16G1-3BS	1SCA163737R1001	Upon request	4	OTC16G1-4BS	1SCA163744R1001	Upon request
25		G1	OTC25G1-3BS	1SCA163765R1001			OTC25G1-4BS	1SCA163772R1001	
40		G1	OTC40G1-3BS	1SCA163793R1001			OTC40G1-4BS	1SCA163800R1001	
63		G2	OTC63G2-3BS	1SCA162734R1001			OTC63G2-4BS	1SCA162736R1001	
80		G2	OTC80G2-3BS	1SCA162737R1001			OTC80G2-4BS	1SCA162738R1001	
100		G3	OTC100G3-3BS	1SCA162747R1001			OTC100G3-4BS	1SCA162748R1001	
125		G3	OTC125G3-3BS	1SCA162749R1001			OTC125G3-4BS	1SCA162750R1001	
160		G3	OTC160G3-3BS	1SCA162751R1001			OTC160G3-4BS	1SCA162752R1001	

Optional accessories for NEW change-over switches

Ordering information

Handle knobs for base and DIN-rail mounted switches Non-padlockable



OHBS9

Frame	Description	Ordering code	L.P. (₹)
OTC63G2-...OTC80G2-	OHBS59/1	1SCA108689R1001	Upon request
OTC30G3-...OTC160G3-	OHR59/1	1SCA108690R1001	



AUXGB-11

Auxiliary contacts for OTC63G2_...160G3

Frame	Description	Ordering code	L.P. (₹)
OTC63G2-...OTC100G2-_BS	AUXGB-11	1SCA162594R1001	Upon request
OTC30G3-...OTC160G3-_BS			

Parallel connection kits



OZXA

Frame	Description	Ordering code	L.P. (₹)
OTC63G2-...OTC80G2	OZXA42	1SCA164225R1001	Upon request
	OZXA43	1SCA164226R1001	
	OZXA40	1SCA022790R3910	
OTC30G3-...OTC160G3	OZXA41	1SCA022790R4040	

OT manual changeover switches



Manual changeover switches, I-O-II -operation

Supplied with bridging bars, extended shaft and IP 65 pistol type handle

Rated current In [A]	Poles	Description	Ordering code	L.P.(₹)	Poles	Description	Ordering code	L.P.(₹)
16	3	OT16F3C	1SYN104816R1001 ■	6,590	4	OT16F4C	1SYN104831R1001	7,730
25		OT25F3C	1SYN104863R1001 ■	8,280		OT25F4C	1SYN104877R1001	8,720
40		OT40F3C	1SYN104913R1001 ■	9,000		OT40F4C	1SYN104934R1001 ■	9,620
63		OT63F3C	1SYN105338R1001 ■	11,720		OT63F4C	1SYN105369R1001 ■	12,380
80		OT80F3C	1SYN105402R1001	12,870		OT80F4C	1SYN105418R1001 ■	13,720
100		OT100F3C	1SYN105008R1001 ■	17,220		OT100F4C	1SYN105019R1001	18,400
125		OT125F3C	1SYN105037R1001 ■	20,510		OT125F4C	1SYN105054R1001 ■	20,150
160		OT160E03CP	1SYN022772R6510 ■	22,840		OT160E04CP	1SYN022775R9440 ■	26,550
200		OT200E03CP	1SYN022771R7520 ■	24,520		OT200E04CP	1SYN022771R7280 ■	30,830
250		OT250E03CP	1SYN022771R3450 ■	31,760		OT250E04CP	1SYN022775R4640 ■	34,550
315		OT315E03CP	1SYN022772R6780 ■	34,290		OT315E04CP	1SYN022775R7150 ■	40,970
400		OT400E03CP	1SYN022771R8500 ■	49,130		OT400E04CP	1SYN022771R8680 ■	54,390
630		OT630E03CP	1SYN022785R6050 ■	64,990		OT630E04CP	1SYN022785R6130 ■	73,440
800		OT800E03CP	1SYN022785R6300	88,710		OT800E04CP	1SYN022785R6210 ■	92,020
1000		OT1000E03CP	1SYN022872R1680 ■	2,17,950		OT1000E04CP	1SYN022872R1500	2,54,760
1250		OT1250E03CP	1SYN022872R0790	2,42,140		OT1250E04CP	1SYN022872R1250	2,76,310
1600	OT1600E03CP	1SYN022872R1840	2,98,630	OT1600E04CP	1SYN022872R2310	3,41,120		
2000	OT2000E03CP	1SYN103908R1001	Upon request	OT2000E04CP	1SYN103912R1001	Upon request		
2500	OT2500E03CP	1SYN105615R1001		OT2500E04CP	1SYN103906R1001			
3200	OT3200E03CP	1SYN129156R1001		OT3200E04CP	1SYN129158R1001			

Note: Contact our nearest sales office:

1. For 6 pole change over
2. For manual/motorized bypass switch
3. For wide phase manual change over

■ Stock items

OT motorized changeover switches




Changeover switches, motor operation, I-O-II -operation
Supplied with bridging bars and handle

Rated current In [A]	Poles	Description	Ordering code	L.P.(₹)	Poles	Description	Ordering code	L.P.(₹)
40		OTM40F3CMA230V	1SYN120096R1001	52,280		OTM40F4CMA230V	1SYN120102R1001	55,250
63		OTM63F3CMA230V	1SYN120095R1001	55,270		OTM63F4CMA230V	1SYN120101R1001 ■	58,210
80		OTM80F3CMA230V	1SYN120093R1001	60,300		OTM80F4CMA230V	1SYN120100R1001	61,170
100		OTM100F3CMA230V	1SYN120071R1001	63,280		OTM100F4CMA230V	1SYN120098R1001 ■	63,160
125		OTM125F3CMA230V	1SYN120070R1001	65,310		OTM125F4CMA230V	1SYN120097R1001 ■	67,100
160		OTM160E3CM230C	1SYN022845R8610	92,780		OTM160E4CM230C	1SYN022848R1510 ■	97,050
200		OTM200E3CM230C	1SYN022845R8960	96,320		OTM200E4CM230C	1SYN022846R1590 ■	99,930
250		OTM250E3CM230C	1SYN022845R9260	1,18,800		OTM250E4CM230C	1SYN022846R1910 ■	1,22,340
315	3	OTM315E3CM230C	1SYN022847R1210	1,20,070	4	OTM315E4CM230C	1SYN022847R2870 ■	1,24,890
400		OTM400E3CM230C	1SYN022847R1630	1,44,480		OTM400E4CM230C	1SYN022847R3250 ■	1,56,750
630		OTM630E3CM230C	1SYN103567R1001	1,93,400		OTM630E4CM230C	1SYN022873R1990 ■	1,99,590
800		OTM800E3CM230C	1SYN103570R1001	2,59,110		OTM800E4CM230C	1SYN022872R8340 ■	2,70,570
1000		OTM1000E3CM230C	1SYN112677R1001	3,46,970		OTM1000E4CM230C	1SYN112703R1001	3,52,550
1250		OTM1250E3CM230C	1SYN112676R1001	4,13,800		OTM1250E4CM230C	1SYN112702R1001	4,20,200
1600		OTM1600E3CM230C	1SYN112678R1001	5,09,540		OTM1600E4CM230C	1SYN112704R1001	5,27,650
2000		OTM2000E3CM230C	1SYN112709R1001	Upon request		OTM2000E4CM230C	1SYN112712R1001	Upon request
2500		OTM2500E3CM230C	1SYN112710R1001	Upon request		OTM2500E4CM230C	1SYN112713R1001	Upon request

Note:
Contact nearest sales office for making selection.
 • Motor voltage Ue 110-240 V AC/DC (OTM40...125A)
 • Motor voltage Ue 220-240 V AC (OTM160...2500A)
 • Motor voltage Ue 110...125 V AC/DC (OTM160...2500A)
 • Motor voltage Ue = 48V DC (OTM160...2500A)

Accessories for changeovers (manual, motorized, ATS)



Shaft				Handle		
Frame	Description	Ordering code	L.P. (₹)	Description	Ordering code	L.P. (₹)
OT16...125F_C	EXP6X170	1SCA108224R1001	610	OHB45J6E311	1SCA022817R2130 ■	3,640
OT160...250_C	EXP6x161	1SCA022067R1760 ■	610	OHB65J6E011	1SCA022383R2480 ■	4,240
OT315...400_C	EXP12x166	1SCA022325R7100 ■	920	OHB95J12E011	1SCA022621R0760 ■	4,610
OT630...800_C	EXP12x185	1SCA022325R6710	1,090	OHB125J12E011	1SCA022589R3340 ■	5,100
OT630...3200_C					1SCA022873R4230	11,130

Auxiliary contacts					
Frame	Contact functions	Installation side	Description	Ordering code	L.P. (₹)
OT16...125F_C OTM40...125	1NO	Right	OA1G10	1SCA022353R4970	980
	1NC	Right	OA8G01	1SCA022744R2240 ■	1,570
	1NO	Left	OA7G10	1SCA022673R1140 ■	1,390
	1NC	Left	OA1G01	1SCA022353R4890 ■	980
OT160...3200 OTM160...2500	1NO	Right	OA1G10	1SCA022353R4970	980
	1NC	Right	OA3G01	1SCA022456R7410	1,090

Phase barriers
3-pole change-overs need 8 barriers and 4-pole change-overs need 12 barriers for full protection.

Frame	Poles	Description	Ordering code	L.P. (₹)
OT160...800 OTM160...800	3	PB100 low	1SDA054970R1	1,970
	4	PB100 low	1SDA054971R1	2,800

Basic ATS controller for motorised change over


Frame	Description	Ordering code	L.P. (₹)
40...2500A	ODPS230	1SCA122946R1001 ■	23,750

Note: Contact our nearest sales office for more information

■ Stock items

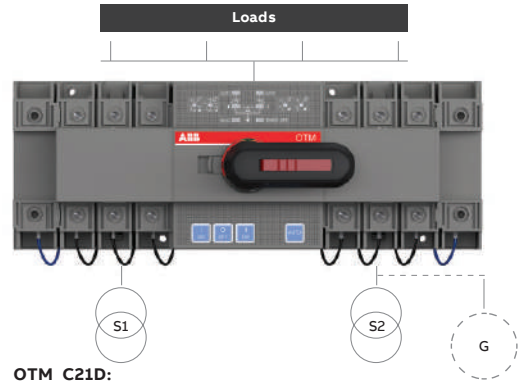
Compact ATS

The innovative all-in-one solution that delivers all the safety and performance you would expect from a product supplying your most valuable assets. An automatic transfer switch does not need to be complex and difficult to use. Compared to conventional solutions, the ABB Compact ATS offers 100% easier and simpler operation in a 40% more compact package.



OTM_C20D:

- For Network/Network application
- Fixed version with pre-defined delay times and voltage thresholds



OTM_C21D:

- For Network/Network and Network/Genset applications
- Adjustable version with configurable transfer and back-switching delays Adjustable over and under-voltage thresholds

Automatic transfer switches, I - O - II operation

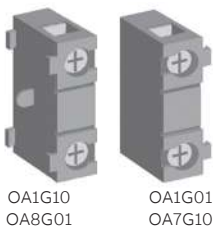
Supplied with bridging bars and direct mounted handle

Rated current in [A]	Pole	Description	Ordering code	L.P.(₹)
40		OTM40F4C20D400C	1SYN151252R1001	74,350
63		OTM63F4C20D400C	1SYN151254R1001	78,250
125		OTM125F4C20D400C	1SYN151250R1001	92,190
40	4	OTM40F4C21D400C	1SYN151253R1001	1,12,930
63		OTM63F4C21D400C	1SYN151255R1001	1,18,210
125		OTM125F4C21D400C	1SYN151251R1001	1,33,530
40		OTM40F4CB21D400C	1SYN150580R1001	1,12,930
63		OTM63F4CB21D400C	1SYN150586R1001	1,18,210
125		OTM125F4CB21D400C	1SYN150574R1001	1,33,530

Note:

- For 2 pole & 3 pole requirement, contact nearest sales office

Accessories for Compact ATS



OA1G10
OA8G01
OA1G01
OA7G10



Communication Module

Auxiliary Contacts (IP20)

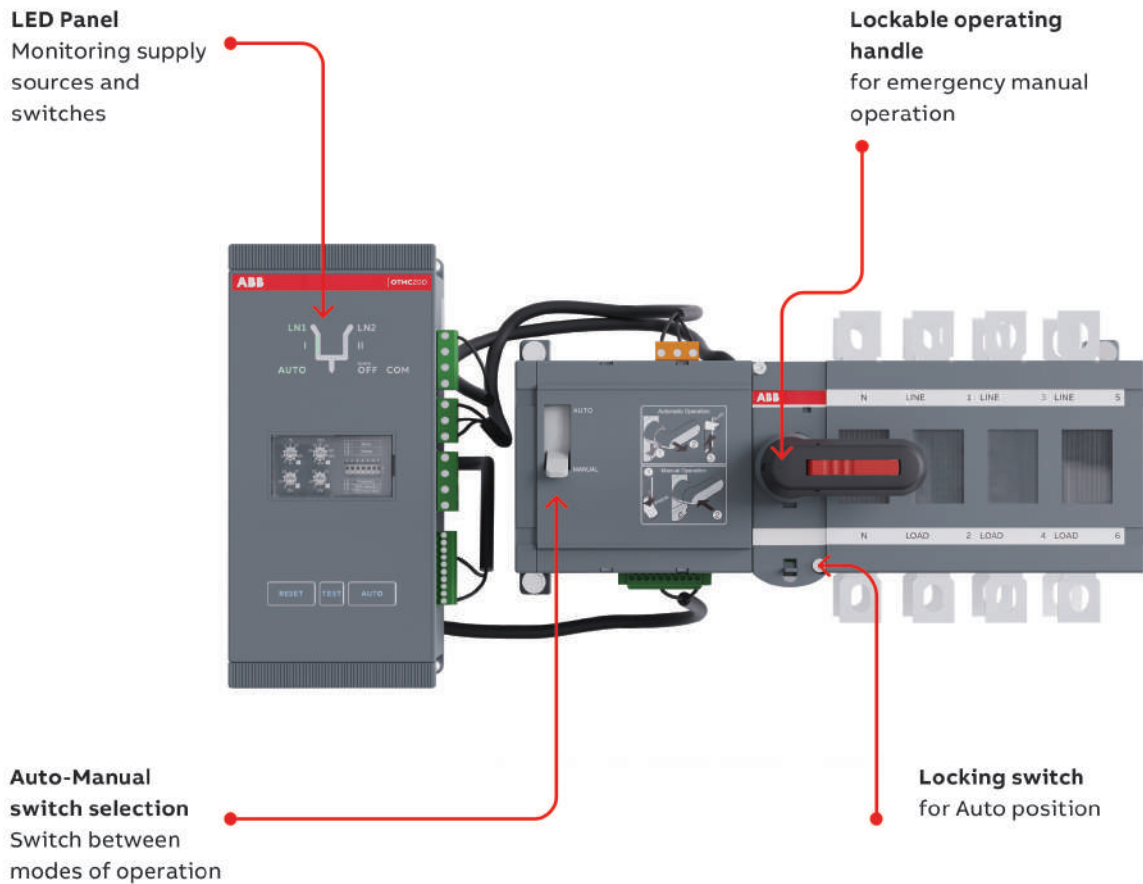
Model	Applicable Switch	Contact Functionality	Mounting Position	Order Code	L.P.(₹)
OA1G10	OTM32...2500E_C_D	1 NO	Right	1SCA022353R4970	980
OA8G01		1 NC	Right	1SCA022744R2240	1,570
OA7G10	OTM32...125F_C	1 NO	Left	1SCA022673R1140	1,390
OA1G01	OTM32...125F_C_D	1 NC		1SCA022353R4890	980
OA3G01	OTM32...2500E_C_D	1 NC	Right	1SCA022456R7410	1,090

Modbus RTU Communication Module

Product Model	Applicable Switch	Order Code	L.P.(₹)
Modbus RTU Communication Module	OTM32-125F_C21D	1SCA161952R1001	Upon request

OTM_DPT Automatic transfer switch **NEW**

Operating controls



OTM_C_D Dual Power Automatic Transfer Switch

- Rated current up to 2500A
- Equipped with 20D/21D controllers
- Features isolation functionality
- Clearly visible switch break for instant status indication
- Capable of short-term overload and short-circuit current handling
- Supports load switching capability
- Reliable mechanical and electrical interlocks ensure electrical safety
- Allows for manual, electric, and automatic operation
- Patented built-in clutch design for smoother manual operation
- Offers 3 stable switch positions: I-O-II
- Single-phase detection capability
- 21D enables Modbus RTU communication functionality

OTM_DPT Automatic transfer switches

A smooth and safe transition from one power source to another is of the utmost importance. In case of power source failure, whether planned or unplanned, a rapid switch to back-up power is often crucial. The OTM_C_D automatic transfer switch ensures continuous power supply even under overload conditions. The transfer switch is suitable for applications in all walks of life

OTM_E_C20D

Control Unit for Automatic transfer switching equipment. Can be used with PC class TSE. Has functions like voltage loss, phase loss, under and over voltage, time delay settings, fire protection, etc.



Rated current In [A]	Poles	Description	Ordering code	L.P.(₹)
160	4	OTM160E4C20D380CI	1SCA163882R1001	1,49,910
200		OTM200E4C20D380CI	1SCA163884R1001	1,52,500
250		OTM250E4C20D380CI	1SCA163886R1001	1,80,070
315		OTM315E4C20D380CI	1SCA163888R1001	1,82,240
400		OTM400E4C20D380CI	1SCA163890R1001	2,01,960
630		OTM630E4C20D380CI	1SCA163892R1001	2,64,100
800		OTM800E4C20D380CI	1SCA163894R1001	3,45,710
1000		OTM1000E4C20D380CI	1SCA163910R1001	4,95,490
1250		OTM1250E4C20D380CI	1SCA163912R1001	5,33,120
1600		OTM1600E4C20D380CI	1SCA163914R1001	6,33,480

OTM_E_C21D

Advanced version of Control Unit with Modbus communication and Generator control functions like start, stop, generator exerciser in addition to basic functions of 20DN.



Rated current In [A]	Poles	Description	Ordering code	L.P.(₹)
160	4	OTM160E4C21D380CI	1SCA163896R1001	1,64,170
200		OTM200E4C21D380CI	1SCA163898R1001	1,66,750
250		OTM250E4C21D380CI	1SCA163900R1001	1,94,330
315		OTM315E4C21D380CI	1SCA163902R1001	1,96,500
400		OTM400E4C21D380CI	1SCA163904R1001	2,16,220
630		OTM630E4C21D380CI	1SCA163906R1001	2,83,110
800		OTM800E4C21D380CI	1SCA163908R1001	3,64,720
1000		OTM1000E4C21D380CI	1SCA163920R1001	5,20,580
1250		OTM1250E4C21D380CI	1SCA163922R1001	5,58,210
1600		OTM1600E4C21D380CI	1SCA163924R1001	6,58,560

Accessories for OTM_DPT Automatic transfer switch



OA1G10
OA8G01
OA1G01
OA7G10

Auxiliary Contacts (IP20)

Model	Applicable Switch	Contact Functionality	Mounting Position	Order Code	L.P.(₹)
OA1G10	OTM32...2500E_C_D	1 NO	Right	1SCA022353R4970	980
OA8G01	OTM32...125F_C	1 NC	Right	1SCA022744R2240	1,570
OA7G10		1 NO	Left	1SCA022673R1140	1,390
OA1G01	OTM32...125F_C_D	1 NC		1SCA022353R4890	980
OA3G01	OTM32..2500E_C_D	1 NC	Right	1SCA0224567410	1,090

Modbus RTU Communication Module

Product Model	Applicable Switch	Order Code	L.P.(₹)
Modbus RTU Communication Module	OTM160-2500E_C21D	2TFC800547R1001	Upon request



Communication Module

Note:

- For 3 pole requirement, contact nearest sales office

The world's first true ATS is here Introducing TruONE.

A critical breakthrough for critical power

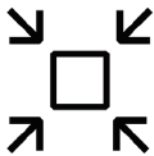


Proactive outage prevention

- Contact wear monitoring¹ including real-time status and predicted contact end-of-life
- Minimum 3 embedded temperature sensors
- High current protection and alarm
- 24/7 monitoring and customizable text or email alerts available with ABB Ability™ Energy and Asset Manager

24/7
monitoring

Minimum
3
embedded
temperature sensors



Simplified service

- Quick swap HMI
- 95% fewer spare parts than legacy Zenith offering
- ABB HMI navigation and programming tool common to all ABB LV components

95%
fewer spare parts



Easier to install, commission and operate

- Color touchscreen HMI with intuitive menu navigation, measurements display, and 250 event log
- Ekip Connect software helps reduce commissioning time by 50%
- Five factory programmed packages available; IO can be re-programmed in seconds

Up to
50%
faster commissioning
with Ekip™ Connect



High performance

- High time-based withstand and closing ratings (WCR) and even higher co-ordinated WCR, minimum of 100kA in each frame
- Short-time withstand ratings in every frame
- Fast controller response to outage recovery and fast switching (<50ms)

Fast switching
<50ms

¹ Contact wear monitoring features available only on 100-1200A OT and DT range. Additional features to track overload operations and average transfer current are available as standard on all ZBTS products.

Automatic transfer switches - IEC

Ordering Information



Delayed transition – Open style, Level 2 Level 3 & Level 4 controls
 I-O-II –operation with stable OFF position between positions I and II.
 Delivery includes handle for manual operation, RJ45 connection cable between detachable HMI and ATS frame.
 Terminal connection kits (bolts, nuts and washers) available as accessory.

TruONE (200 - 1600 Amp) Bottom entry - Source 1 and Source 2 connections on bottom, load connections on top

Poles	Rated current [A]	Level 2 DIP controls		Level 3 LCD controls		Level 4 Touch controls		L.P. (₹)
		Order number	Type	Order number	Type	Order number	Type	
4	200	1SCA153427R1001	OXB200E3S2QB	1SCA153429R1001	OXB200E3S3QB	1SCA153431R1001	OXB200E3S4QB	Upon request
4	250	1SCA153456R1001	OXB250E3S2QB	1SCA152435R1001	OXB250E3S3QB	1SCA152794R1001	OXB250E3S4QB	
4	315	1SCA153501R1001	OXB315E3S2QB	1SCA152046R1001	OXB315E3S3QB	1SCA153504R1001	OXB315E3S4QB	
4	400	1SCA153515R1001	OXB400E3S2QB	1SCA153517R1001	OXB400E3S3QB	1SCA152048R1001	OXB400E3S4QB	
4	500	1SCA151025R1001	OXB500E3S2QB	1SCA151741R1001	OXB500E3S3QB	1SCA150003R1001	OXB500E3S4QB	
4	630	1SCA151054R1001	OXB630E3S2QB	1SCA151057R1001	OXB630E3S3QB	1SCA151060R1001	OXB630E3S4QB	
4	800	1SCA150934R1001	OXB800E3S2QB	1SCA149958R1001	OXB800E3S3QB	1SCA149959R1001	OXB800E3S4QB	
4	1000	1SCA153577R1001	OXB1000E3S2QB	1SCA153579R1001	OXB1000E3S3QB	1SCA151491R1001	OXB1000E3S4QB	
4	1250	1SCA153610R1001	OXB1250E3S2QB	1SCA153612R1001	OXB1250E3S3QB	1SCA153614R1001	OXB1250E3S4QB	
4	1600	1SCA153622R1001	OXB1600E3S2QB	1SCA152412R1001	OXB1600E3S3QB	1SCA152414R1001	OXB1600E3S4QB	

Note:
 Contact nearest sales office for making selection.
 • For 30 - 1200 Amp (OX_U)
 • For 2 pole & 3 pole requirement, contact nearest sales office
 • For overlapping neutral
 • For open transition



Delayed transition – Open style, Level 3 & Level 4 controls
 I-O-II – operation with stable OFF position between positions I and II.
 Delivery includes handle for manual operation, RJ45 connection cable between detachable HMI and ATS frame.
 Terminal connection kits (bolts, nuts and washers) available as accessory.

TruONE R5 (1600 - 4000Amp) Bottom entry - Source 1 and Source 2 connections on bottom, load connections on top

Poles	Rated current [A]	Level 3 LCD controls		Level 4 Touch controls		L.P. (₹)
		Order number	Type	Order number	Type	
4	1600	2TFC360024R1001	OXB1600G3S3KM	2TFC360024R1006	OXB1600G3S4KM	Upon request
4	2000	2TFC360024R1002	OXB2000G3S3KM	2TFC360024R1007	OXB2000G3S4KM	
4	2500	2TFC360024R1003	OXB2500G3S3KM	2TFC360024R1008	OXB2500G3S4KM	
4	3200	2TFC360024R1004	OXB3200G3S3KM	2TFC360024R1009	OXB3200G3S4KM	
4	4000	2TFC360024R1005	OXB4000G3S3KM	2TFC360024R1010	OXB4000G3S4KM	

Note:
 Contact nearest sales office for making selection.
 • For 3 pole requirement, contact nearest sales office
 • For overlapping neutral
 • For open & closed transition

Accessories

Automatic transfer switches TruONE.



OXEA1

Auxiliary power supply module

Suitable for switches	Aux voltage	Type	Order number	L.P.(₹)
OX30...1600	12-24Vdc	OXEA1	1SCA148926R1001*	Upon request



EKIP COM

Communication modules for Level 3 and Level 4 controllers

Suitable for switches	Protocol	Type	Order number	L.P.(₹)
OX30...1600	Modbus RTU	Ekip Com Modbus RTU-OX	1SDA104051R1	
OX30...1600	Modbus TCP	Ekip Com Modbus TCP-OX	1SDA104052R1	
OX30...1600	Profibus DP	Ekip Com Profibus	1SDA074152R1	Upon request
OX30...1600	Profinet	Ekip Com Profinet	1SDA074153R1	
OX30...1600	EtherNet/IP	Ekip Com EtherNet / IP	1SDA074155R1	
OX30...1600	DeviceNet	Ekip Com DeviceNet	1SDA074154R1	



OXEB_

Phase barriers

Suitable for switches	No. of poles	Units/type [pcs]	Type	Order number	L.P.(₹)
OX30...1600	3	4	OXEB1600/4	1SCA150201R1001	Upon request
OX30...1600	4	6	OXEB1600/6	1SCA150202R1001	

* The OXEA1 auxiliary power supply module is used for: a) connecting connectivity modules (signalling and communication) to the switch b) powering the ATS controller and connectivity modules from auxiliary 12-24 Vdc power supply, to keep them operational during power failures.

ABB's comprehensive range of LV control products

The range of ABB control products ranks amongst the most extensive on the market with a full range of innovative solutions for control & protection, motor starting, intelligent motor management, measurement, monitoring and safety applications.

The business unit is comprised of 3 main product families:

- Control & protection
- Electronic relays
- Safety products

Our products

Our products are already among the most extensive in the market and we are constantly adding new products in order to meet ever changing customer needs. Quality and reliability are built into every device to ensure total performance satisfaction, even in the most demanding applications.

We offer a very modern and competitive range of contactors, starters, manual motor starters, a wide range of electronic relays and overload relays, together with an extended range of pilot devices.

Our offering

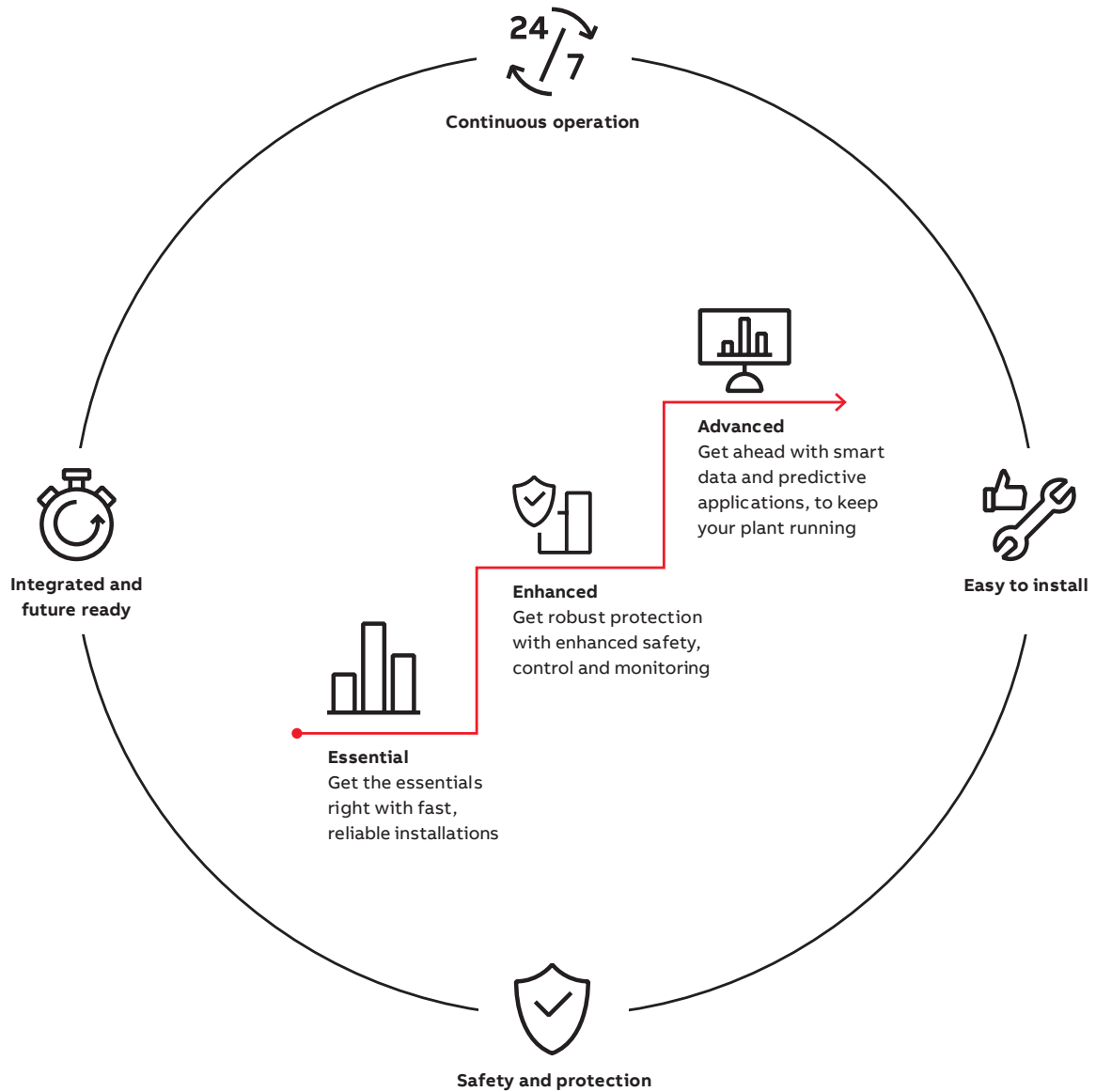
- Contactors
- Manual motor starters
- Thermal overload relays
- Electronic overload relays
- Intelligent motor management systems
 - Universal motor controllers
 - Communication fieldbus plugs
- Electronic products and relays
 - Timers
 - Measuring and monitoring relays
 - Power supplies
 - Interface relays & optocouplers
- Jokab safety systems
- Pilot devices
- Softstarters
- Hybrid starters



Motor starting and protection

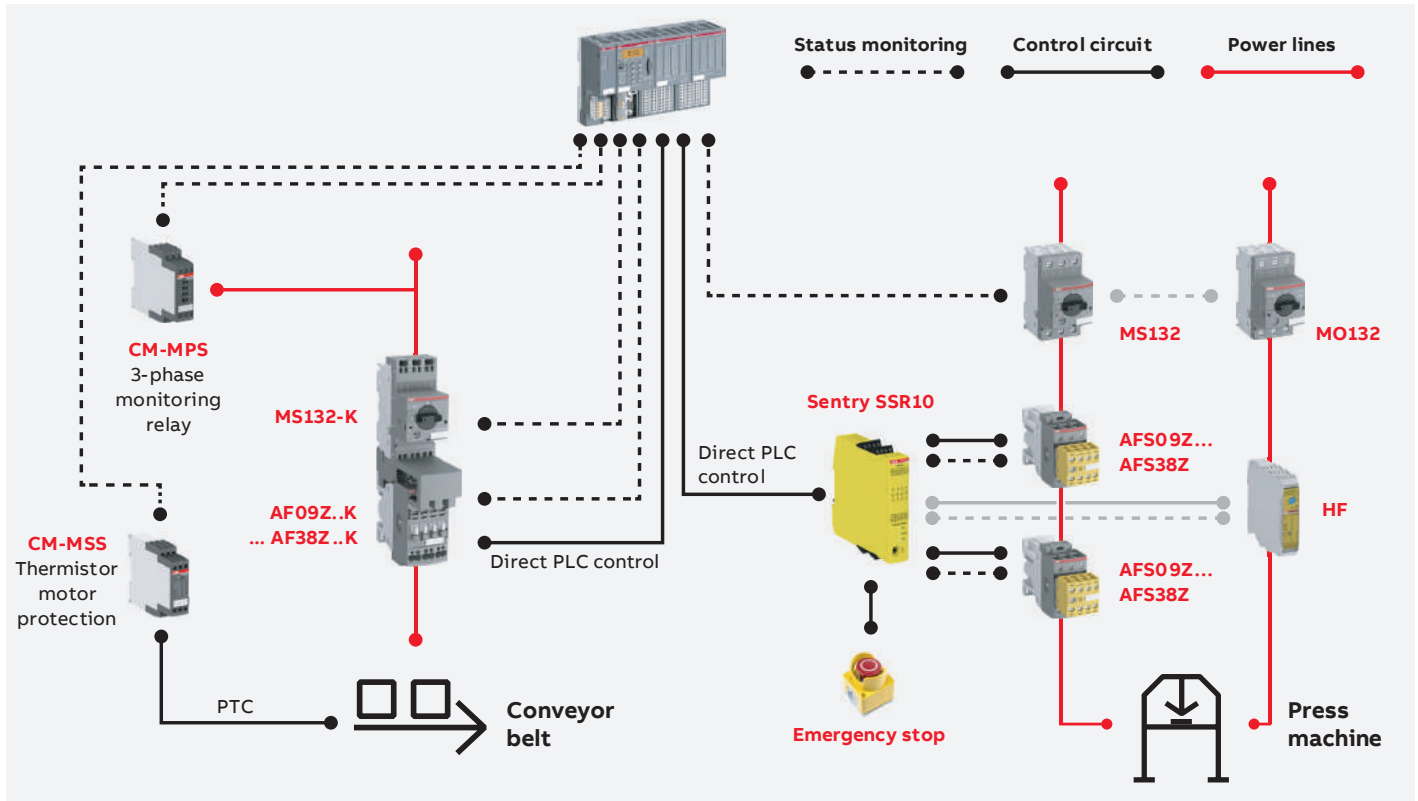
Keep things moving with protection and control - at every level.

Our broad portfolio of motor starting and protection solutions are fully scalable, allowing you to keep things moving whatever the extent of your operations.



Enhanced solutions

Get robust protection with enhanced safety, control and monitoring



Safety and protection

Enhanced safety and protection for solutions with higher specification requirements.

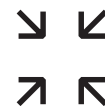
- Integration in machine manufacturer's systems complying with main standards EN ISO 13849, EN 62061 and IEC / EN 61508
- Trouble-free and economic operation of machines and installations, thanks to the monitoring of all important parameters in your three-phase network
- Prevent overheating, overload and insufficient cooling. Irregularities are signaled early to avoid plant downtime



Speed up your projects

Reduce time in planning, designing, assembly and delivery of custom panels to market.

- Use the same starters in Europe, Asia and North America as one contactor coil now handles 100 V – 250 V AC / DC, 50 / 60 Hz
- Push-in Spring allows you to insert both ferruled and rigid cables without the need to use any tools, boosting your productivity like never before
- With more than 1800 tested and validated co-ordination tables available in the SOC tool, you can quickly and easily choose the right ABB solution



Space-saving

Space is usually very limited for control panels, but our compact solutions are designed to easily fit into your application.

- Motor starters can be controlled directly by PLC thanks to AF contactor versions with low consumption coil, external or built-in PLC interface. No need for interface relays, which requires extra space
- Motor starters up to 3 kW / 3 hp require 90 % less space thanks to ABB's HF electronic compact starter. At just 22.5 mm width, it still provides motor starting functionalities with embedded protection and safety

Advanced solutions

Get ahead with intelligent, predictive operations, thanks to integrated data and advanced connectivity



Universal motor controller UMC100.3



Novolink modules for AF contactors



Softstarter PTSX



Integrated and future ready

Data and precise measurements accessible via flexible communication options ensure reliable operations and efficient energy management. Adapt to future needs without big investments.

- The UMC100.3 is compatible with more communication protocols than any other motor controller. This allows you to have software that enables predictive maintenance and acts as an intelligent data hub



Continuous operation

Detect problems earlier and prevent plant stand-stills with integrated protection functions as well as extensive diagnostic and status information.

- Protect your motors at all times with the UMC100.3, even if your control or communication system (Ethernet or Fieldbus) breaks down
- Softstarters help increase your motors lifetime by protecting it from electrical stress. Starting currents are easily optimized to your load, application and motor size



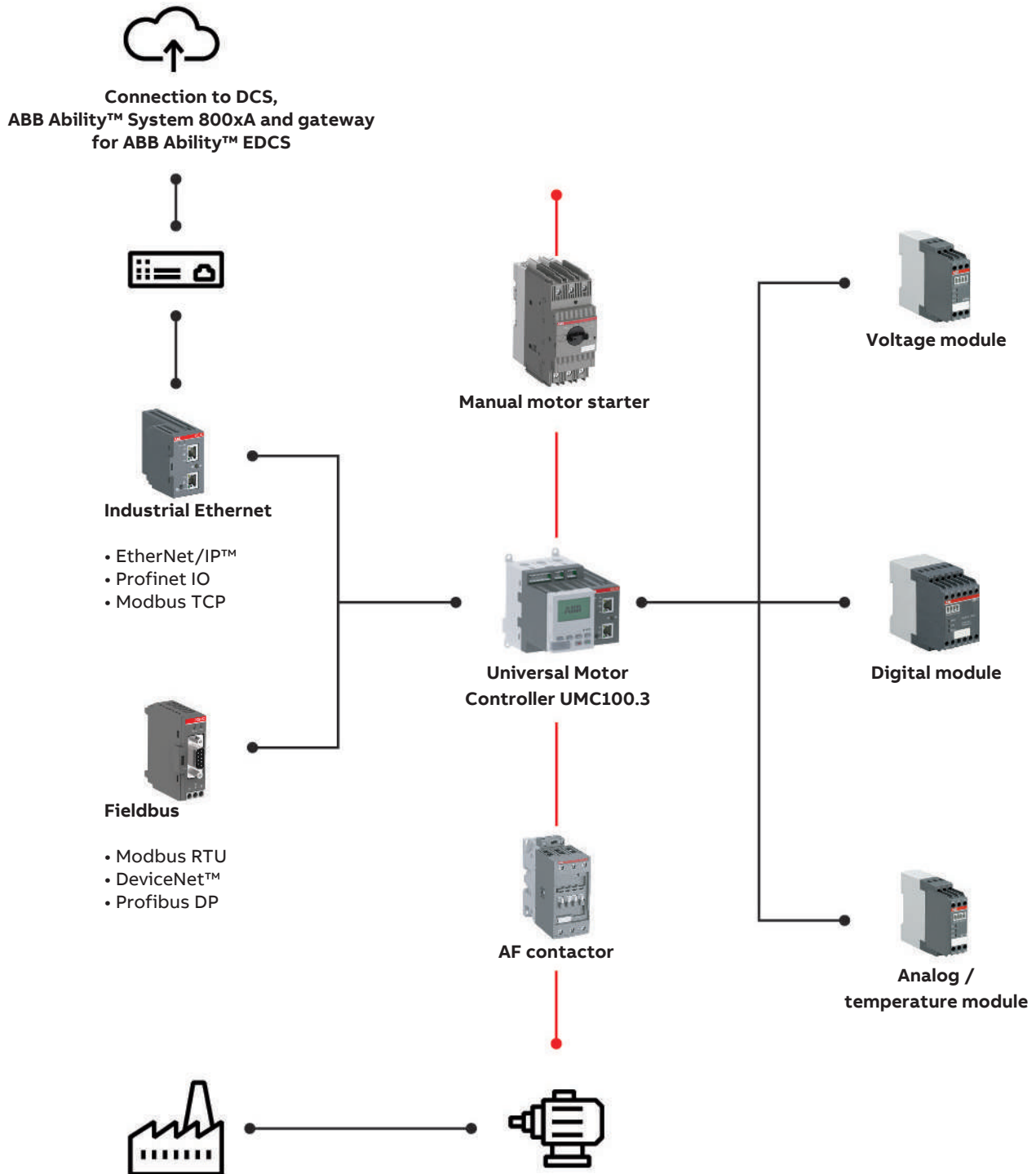
Speed up your project

Design, commissioning, and maintenance are easy, cutting costs and saving you time. ABB's flexible designs allow you to have a tailor-made solution.

- With the UMC100.3, simple software configuration means that you are always in control. Parameters can be set via quality FDI-based software or directly using the operating panel
- Reduce your installation time and panel size by having all features you need built into your softstarter

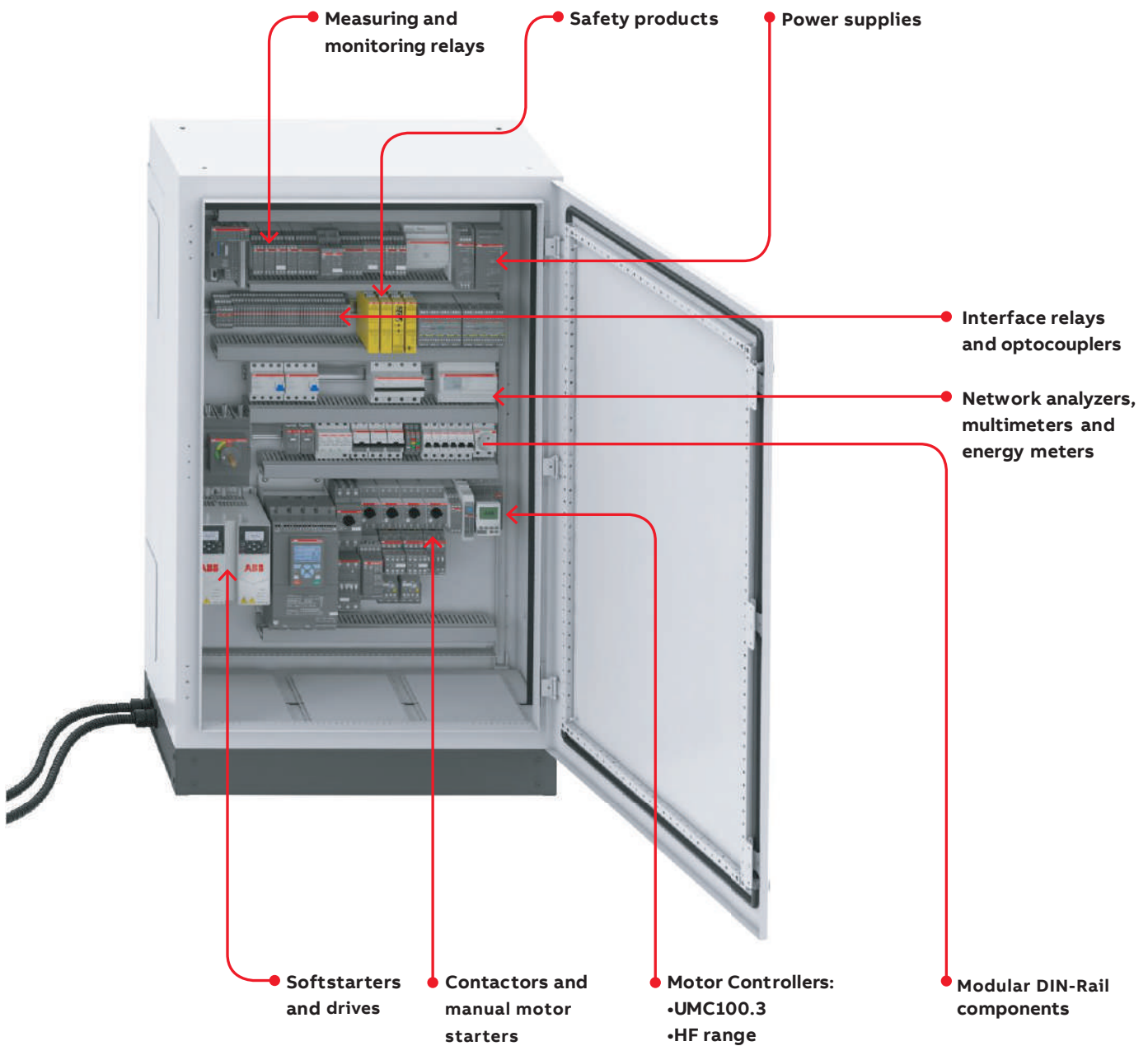
Advanced solutions

UMC100.3 application examples



Complete solutions for control panels

ABB's broad portfolio offers all you need for your application, at every level.



Smart communication card NEW

A piece of cloud for everyone



Digitalization is not the future – it is there.

Introducing Smart Communication Card to enable connecting your devices to the ABB Ability™ Energy & Assets Manager and third party cloud-based portals.

Connect your devices to ABB Ability™ and other cloud-based platforms by selecting one of multiple options including MQTT, https, OPC UA.

Speed up your project with user-friendly web-based tool to configure and commission the Novolink Communication Card.

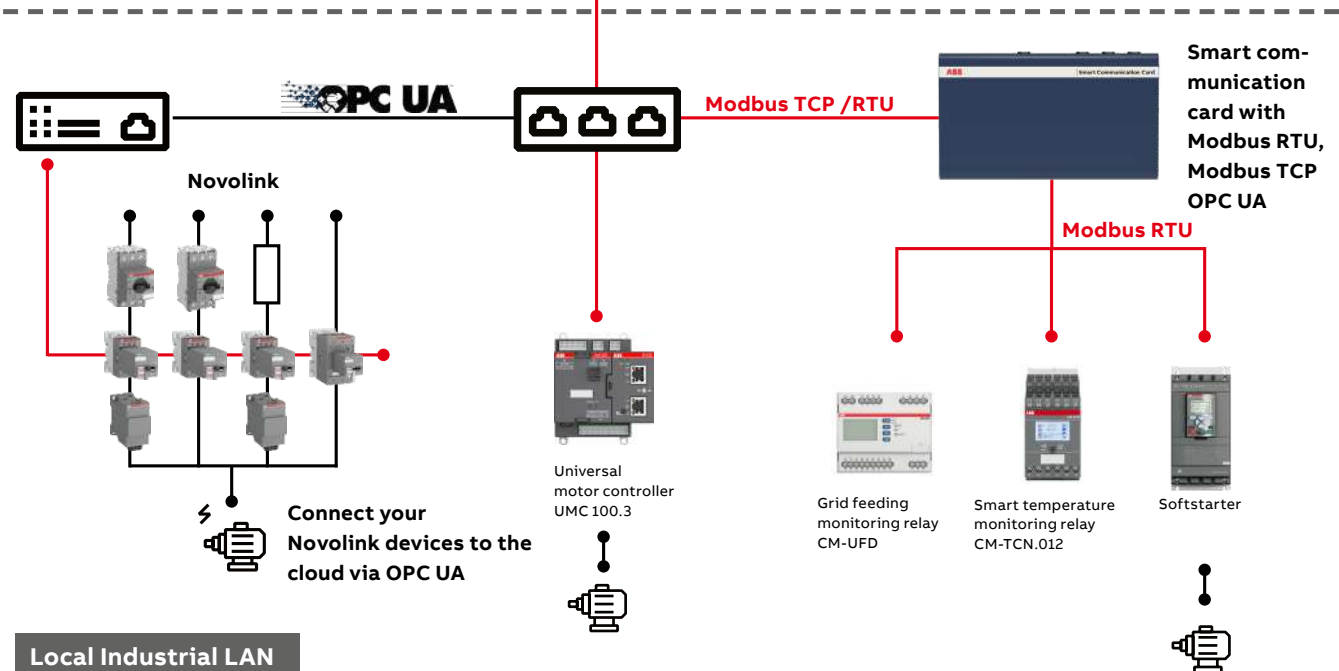
**IT co-operate Compliant
Secure access**



**ABB Ability™ Energy and Asset Manager Or
third party cloud bases systems**




**Smart Communication card supports
https /MQTT /OPC UA To connect your devices
in ABB Ability< EAM and 3rd party platforms**



M Mini contactor relay

MCRA/MCRC



4 pole - AC operated

4 pole - DC operated with extended operating limit

Contact configuration	Coil Voltage	Type code reference	Ordering code	L.P.(₹)	Coil Voltage	Type code reference	Ordering code	L.P. (₹)
4NO	24	MCRA040AT1	1SAH102013R9900		24	MCRC040ATD	1SAH100006R9900	
3NO 1NC	24	MCRA031AT1	1SAH102034R9900		24	MCRC031ATD	1SAH100016R9900	
2NO 2NC	24	MCRA022AT1	1SAH220438R9900		24	MCRC022ATD	1SAH100026R9900	
4NO	110..115	MCRA040ATJ	1SAH100003R9900		110	MCRC040ATWJ	1SAH220407R9900	
3NO 1NC	110..115	MCRA031ATJ	1SAH100013R9900	Upon request	110	MCRC031ATWJ	1SAH220406R9900	Upon request
2NO 2NC	110..115	MCRA022ATJ	1SAH100023R9900		77..143	MCRC022ATWJ	1SAH107171R9900	
4NO	220..240	MCRA040ATN	1SAH100004R9900		220	MCRC040ATWN	1SAH220404R9900	
3NO 1NC	220..240	MCRA031ATN	1SAH100014R9900		220	MCRC031ATWN	1SAH220403R9900	
2NO 2NC	220..240	MCRA022ATN	1SAH100024R9900		220	MCRC022ATWN	1SAH220402R9900	

Auxiliary contact blocks for mini contactors

Ordering details

For contactor types	Auxiliary contacts	Type	Ordering code	L.P.(₹)
Front mounted instantaneous auxiliary contact blocks				
MC1 and MC2 variants	1NO + 1NC	MACN211AT	1SAL100999R9906	Upon request
	2NO	MACN202AT	1SAL100998R9906	
	3NO + 1NC	MACN431AT	1SAL100995R9906	
	2NO + 2NC	MACN422AT	1SAL100996R9906	
	1NO + 3NC	MACN413AT	1SAL100997R9906	
Side mounted instantaneous auxiliary contact block				
MC1 and MC2 variants	1NO	MACL110AT	1SAL100560R9906	Upon request
	1NC	MACL101AT	1SAL100561R9906	

For contactor types	Rated control circuit voltage	Type	Ordering code	L.P.(₹)
Surge suppressors for contactor coils				
MC1 and MC2 variants	24-48 V AC / DC	MPODAE4	1SAL100536R9906	Upon request
	50-127 V AC / DC	MPODAE5	1SAL204848R9906	
	130-250 V AC / DC	MPODAE6	1SAL204849R9906	

For contactor types	Rated control circuit voltage	Time range	Type	Ordering code	L.P.(₹)
Electronic timers					
MC1 and MC2 variants	24-250 V AC / DC	0.5 ... 60 sec.	MREBC10AC2	1SAL100541R9906	Upon request
		0.2 ... 24 sec.	MREBC20AC2	1SAL100542R9906	

Auxiliary contactors



Standard control contactors

No. of contacts	Contact configuration		Type code reference	Ordering code	L.P.(₹)	Type code reference	Ordering code	L.P.(₹)
	NO	NC						
4	2	2	N22E-□□	1SBH141001R□□22 ■		NL22E-□□	1SBH143001R□□22 ■	
4	3	1	N31E-□□	1SBH141001R□□31 ■	2,630	NL31E-□□	1SBH143001R□□31 ■	3,940
4	4	0	N40E-□□	1SBH141001R□□40 ■		NL40E-□□	1SBH143001R□□40 ■	

Note : Complete the Contactor code by replacing □□ with desired coil voltage from below table

No. of contacts	Contact configuration		Type code reference	Ordering code	L.P.(₹)
	NO	NC			
4	2	2	NX22E-□□	1SBH901074R□□22 ■	
4	3	1	NX31E-□□	1SBH901074R□□31 ■	2,160
4	4	0	NX40E-□□	1SBH901074R□□40 ■	

Note : Complete the Contactor code by replacing □□ with desired coil voltage from below table

Wide band AC / DC operated

No. of contacts	Contact configuration		Type code reference	Ordering code	L.P.(₹)
	NO	NC			
4	2	2	NF22E-□□	1SBH137001R□□22 ■	
4	3	1	NF31E-□□	1SBH137001R□□31 ■	4,920
4	4	0	NF40E-□□	1SBH137001R□□40 ■	

Note : Complete the Contactor code by replacing □□ with desired coil voltage from below table

Wide band low power consumption

Type code reference #	Ordering code	L.P.(₹)
NFZ31E-□□	1SBH136001R□□31	6,160
NFZ40E-□□	1SBH136001R□□40	

#Allows direct control by PLC output ≥ 24 V DC 500 mA

Coil voltages and codes

N & NX range - AC operated

Voltage	Voltage	Code
V - 50Hz	V - 60Hz	□□
24	24	8 1 ■
110	110 ... 120	8 4 ■
220 ... 230	230 ... 240	8 0 ■
400 ... 415	415 ... 440	8 6 ■

NL - DC operated

Voltage V DC	Code
□□	□□
24	8 1 ■
48	8 3 ■
110	8 6 ■
220	8 8 ■

NF range - AC/DC operated


Voltage	Voltage	Code
V 50/60 Hz	V DC	□□
24...60	20...60	1 1 ■
48...130	48...130	1 2 ■
100...250	100...250	1 3 ■
250...500	250...500	1 4 ■

NFZ range - AC/DC operated

Voltage	Voltage	Code
V 50/60 Hz	V DC	□□
-	12...20	2 0
24...60	20...60	2 1
48...130	48...130	2 2
100...250	100...250	2 3

■ Stock items

3 pole contactors: AX09...AX370 : AC operated



AX Contactor

AX contactors are mainly used for controlling 3-phase motors and power circuits up to 690 V AC.

These contactors are of the block type design with:

- 3 main poles and built-in auxiliary contact
- Control circuit: AC operated
- Add-on auxiliary contact blocks for front or side mounting and a wide range of accessories

Contactors: 3-pole - AC operated

AC1 duty Amps	AC3 rating at 415V		Auxiliary contacts		Type code	Ordering code	L.P.(₹)
	Amps	kW					
22	9	4	1NO	-	AX09-30-10-□□	1SBL901074R□□10 ■	2,060
22	9	4	-	1NC	AX09-30-01-□□	1SBL901074R□□01 ■	2,060
25	12	5.5	1NO	-	AX12-30-10-□□	1SBL911074R□□10 ■	2,300
25	12	5.5	-	1NC	AX12-30-01-□□	1SBL911074R□□01 ■	2,300
27	18	9	1NO	-	AX18-30-10-□□	1SBL921074R□□10 ■	2,700
27	18	9	-	1NC	AX18-30-01-□□	1SBL921074R□□01 ■	2,700
32	25	11	1NO	-	AX25-30-10-□□	1SBL931074R□□10 ■	3,690
32	25	11	-	1NC	AX25-30-01-□□	1SBL931074R□□01 ■	3,690
55	32	15	1NO	-	AX32-30-10-□□	1SBL281074R□□10 ■	7,710
55	32	15	-	1NC	AX32-30-01-□□	1SBL281074R□□01 ■	7,710
60	40	18.5	1NO	-	AX40-30-10-□□	1SBL321074R□□10 ■	10,760
60	40	18.5	-	1NC	AX40-30-01-□□	1SBL321074R□□01 ■	10,760
100	50	25	1NO	1NC	AX50-30-11-□□	1SBL351074R□□11 ■	14,760
115	65	30	1NO	1NC	AX65-30-11-□□	1SBL371074R□□11 ■	20,060
125	80	37	1NO	1NC	AX80-30-11-□□	1SBL411074R□□11 ■	25,860
145	96	45	1NO	1NC	AX95-30-11-□□	1SFL431074R□□11 ■	31,250
160	115	55	1NO	1NC	AX115-30-11-□□	1SFL981074R□□11 ■	36,910
190	150	75	1NO	1NC	AX150-30-11-□□	1SFL991074R□□11 ■	47,990
250	185	90	1NO	1NC	AX185-30-11-□□	1SFL491074R□□11 ■	63,700
275	205	110	1NO	1NC	AX205-30-11-□□	1SFL501074R□□11 ■	68,110
400	265	132	1NO	1NC	AX260-30-11-□□	1SFL547074R□□11 ■	1,02,520
500	305	160	1NO	1NC	AX300-30-11-□□	1SFL587074R□□11 ■	1,08,370
600	370	200	1NO	1NC	AX370-30-11-□□	1SFL607074R□□11 ■	1,37,620

Note : Complete the Contactor code by replacing □□ with desired coil voltage from below table

Coil voltages and codes AX range

Voltage	Voltage	Code
□□ V - 50Hz	□□ V - 60Hz	□□
24	24	8 1 ■
110	110	8 4 ■
220 ... 230	220 ... 230	8 0 ■
400 ... 415	400 ... 415	8 6 ■

■ Stock items

3 pole contactors: AC operated



Contactors: 3-pole - AC operated

AC1duty Amps	AC3 rating at 415V			Auxiliary contacts	Type code	Ordering code	L.P.(₹)	
	Amps	hP	kW					
25	9	5.5	4	1NO	-	A09-30-10-□□	1SBL141001R□□10 ■	2,320
25	9	5.5	4	-	1NC	A09-30-01-□□	1SBL141001R□□01 ■	2,320
27	12	7.5	5.5	1NO	-	A12-30-10-□□	1SBL161001R□□10 ■	2,640
27	12	7.5	5.5	-	1NC	A12-30-01-□□	1SBL161001R□□01 ■	2,640
30	17	12.5	7.5	1NO	-	A16-30-10-□□	1SBL181001R□□10 ■	3,110
30	17	12.5	7.5	-	1NC	A16-30-01-□□	1SBL181001R□□01 ■	3,110
45	26	15	11	1NO	-	A26-30-10-□□	1SBL241001R□□10 ■	4,080
45	26	15	11	-	1NC	A26-30-01-□□	1SBL241001R□□01 ■	4,080
55	32	20	15	1NO	-	A30-30-10-□□	1SBL281001R□□10 ■	8,330
55	32	20	15	-	1NC	A30-30-01-□□	1SBL281001R□□01 ■	8,330
60	37	30	18.5	1NO	-	A40-30-10-□□	1SBL321001R□□10 ■	12,210
60	37	30	18.5	-	1NC	A40-30-01-□□	1SBL321001R□□01 ■	12,210
100	50	40	25	-	-	A50-30-00-□□	1SBL351001R□□00 ■	15,420
115	65	50	37	-	-	A63-30-00-□□	1SBL371001R□□00 ■	21,670
125	75	60	40	-	-	A75-30-00-□□	1SBL411001R□□00 ■	29,610
145	96	70	55	1NO	1NC	A95-30-11-□□	1SFL431001R□□11 ■	38,060
160	110	75	59	1NO	1NC	A110-30-11-□□	1SFL451001R□□11 ■	48,270
250	145	100	75	1NO	1NC	A145-30-11-□□	1SFL471001R□□11 ■	60,460
275	185	115	90	1NO	1NC	A185-30-11-□□	1SFL491001R□□11 ■	73,680

Note : Complete the Contactor code by replacing □□ with desired coil voltage from below table

Coil voltages and codes: A09 ... A185 range

Voltage	Voltage	Code
□□V - 50Hz	□□V - 60Hz	□□
24	24	8 1 ■
110	110 ... 120	8 4 ■
220 ... 230	230 ... 240	8 0 ■
400 ... 415	415 ... 440	8 6 ■

Note: For non-standard coil voltage, other than this contact us.

4 pole contactors: AC operated



Contactors: 4-pole - AC operated (Main pole 2NO + 2NC)

Rating at 415V AC1 Amps	Main contact arrangement	Auxiliary contacts	Type code reference	Ordering code	L.P.(₹)
25	2NO 2NC	- -	A09-22-00-□□	1SBL141501R□□00 ■	4,720
30	2NO 2NC	- -	A16-22-00-□□	1SBL181501R□□00 ■	5,000
45	2NO 2NC	- -	A26-22-00-□□	1SBL241501R□□00 ■	8,860
70	2NO 2NC	- -	A45-22-00-□□	1SBL331501R□□00	27,210
125	2NO 2NC	- -	A75-22-00-□□	1SBL411501R□□00	39,080

Note : Complete the Contactor code by replacing □□ with desired coil voltage from below table

Contactors: 4-pole - AC operated (Main pole 4NO)

Rating at 415V AC1 Amps	Main contact arrangement	Auxiliary contacts	Type code reference	Ordering code	L.P.(₹)
25	4NO	- - - -	A09-40-00-□□	1SBL141201R□□00 ■	4,070
30	4NO	- - - -	A16-40-00-□□	1SBL181201R□□00 ■	4,350
45	4NO	- - - -	A26-40-00-□□	1SBL241201R□□00 ■	7,610
70	4NO	- - - -	A45-40-00-□□	1SBL331201R□□00 ■	20,930
100	4NO	- - - -	A50-40-00-□□	1SBL351201R□□00 ■	30,430
125	4NO	- - - -	A75-40-00-□□	1SBL411201R□□00 ■	35,270

Note : Complete the Contactor code by replacing □□ with desired coil voltage from below table

Coil voltages and codes: A09 ... A 75 range

Voltage	Voltage	Code
V - 50Hz	V - 60Hz	□□
24	24	8 1
110	110 ... 120	8 4
220 ... 230	230 ... 240	8 0
400 ... 415	415 ... 440	8 6

Note: For non-standard coil voltage, other than this contact us.

■ Stock items

3 pole contactors AL range: DC operated



AL contactors

AC 1 duty Amps	AC3 rating at 415V			Auxiliary contacts	Type code reference	Ordering code	L.P.(₹)	
	Amps	hP	kW					
25	9	5	4	1NO	-	AL9-30-10-□□	1SBL143001R□□10 ■	4,010
25	9	5	4	-	1NC	AL9-30-01-□□	1SBL143001R□□01 ■	4,010
27	12	7.5	5.5	1NO	-	AL12-30-10-□□	1SBL163001R□□10	4,410
27	12	7.5	5.5	-	1NC	AL12-30-01-□□	1SBL163001R□□01	4,410
30	17	10	7.5	1NO	-	AL16-30-10-□□	1SBL183001R□□10 ■	5,320
30	17	10	7.5	-	1NC	AL16-30-01-□□	1SBL183001R□□01	5,320
45	26	20	11	1NO	-	AL26-30-10-□□	1SBL243001R□□10 ■	7,640
45	26	20	11	-	1NC	AL26-30-01-□□	1SBL243001R□□01	7,640
55	32	25	15	1NO	-	AL30-30-10-□□	1SBL283001R□□10	15,150
55	32	25	15	-	1NC	AL30-30-01-□□	1SBL283001R□□01	15,150
60	37	30	18.5	1NO	-	AL40-30-10-□□	1SBL323001R□□10	19,070
60	37	30	18.5	-	1NC	AL40-30-01-□□	1SBL323001R□□01	19,070

Note : Complete the Contactor code by replacing □□ with desired coil voltage from below table

Coil voltages and codes: AL

Voltage	Code
□□ V DC	□□
24	8 1
110	8 6 ■
220	8 8

Contactors for DC circuit switching: AC/DC operated

Coil	Current ratings at 440V DC			Type code reference	Ordering code	L.P.(₹)
	DC-1	DC-3	DC-5			
AC	100A	85A	50A	GA75-10-11-□□	1SBL411025R□□11	Upon request
DC	100A	85A	50A	GAE75-10-11-□□	1SBL419025R□□11	

Note : Complete the Contactor code by replacing □□ with desired coil voltage from below table

Coil	Current ratings at 1000V DC		Type code reference	Ordering code	L.P.(₹)
	DC-1 L/R 1 ms				
AC/DC	275A		GAF185-10-11-□□	1SFL497025R□□11	Upon request
	450A		GAF300-10-11-□□	1SFL557025R□□11	
	700A		GAF460-10-11-□□	1SFL597025R□□11	
	1050A		GAF750-10-11-□□	1SFL637025R□□11	
	1250A		GAF1250-10-11-□□	1SFL647025R□□11	
	1650A		GAF1650-10-11-□□	1SFL677025R□□11	
	2050A		GAF2050-10-11-□□	1SFL707025R□□11	

Note : Complete the Contactor code by replacing □□ with desired coil voltage from below table
For DC3, DC5 ratings refer technical catalog

Coil voltages and codes: GA 75

Voltage	Voltage	Code
□□ V - 50Hz	□□ V - 60Hz	□□
24	24	8 1
110	110 ... 120	8 4
220 ... 230	230 ... 240	8 0
400 ... 415	415 ... 440	8 6

Coil voltages and codes: GAE 75

Voltage	Code
□□ V d.c.	□□
12	8 0
24	8 2
42	8 1
110	8 6
240	8 9

Coil voltages and codes: GAF range (AC/DC operated)

Voltage	Voltage	Code
V 50/60 Hz	V DC	□□
-	24...60	6 8
48...130	48...130	6 9
100...250	100...250	7 0
250...500	250...500	7 1

Accessories for contactors

Auxiliary contact block



Description	Mounting on contactors	Contact configuration		Type code reference	Ordering code	L.P.(₹)			
		NO	NC						
Front mounted single pole add-on blocks	A9...A110 AL9...AL40, TAL9...TAL40 N,NL &UA	1NO	-	CA5-10	1SBN010010R1010 ■	390			
		-	1NC	CA5-01	1SBN010010R1001 ■	390			
		4NO	-	CA5-40 E	1SBN010040R1040	1,690			
		3NO	1NC	CA5-31 E	1SBN010040R1031				
		2NO	2NC	CA5-22 E	1SBN010040R1022 ■				
		4NC	CA5-04 E	1SBN010040R1004					
Side mounted 2 pole add-on blocks	A9...A75, AL9...AL40, TAL9...TAL40, N, NL & UA 16..75	1NO	1NC	CAL5-11	1SBN010020R1011 ■	1,270			
		A95...A185, UA95...UA110, AF400...AF2050	1NO	1NC	CAL18-11	1SFN010720R1011 ■	1,460		
			A145...A185	AF400...AF2050	1NO	1NC		CAL18-11B	1SFN010720R3311 ■
			AF205...AF370	1NO	1NC	CAL19-11		1SFN010820R1011 ■	
				1NO	1NC	CAL19-11B		1SFN010820R3311	

Auxiliary contact blocks for EK range of contactors:

Description	Mounting on contactors	Contact configuration		Type code reference	Ordering code	L.P.(₹)
		NO	NC			
Side mounting Two pole auxiliary contact blocks	EK110 . . . EK1000	1NO	1NC	CAL16-11A	SK829002-A ■	1,490
		1NO	1NC	CAL16-11B	SK829002-B ■	
		1NO	1NC	CAL16-11C	SK829002-C	
		1NO	1NC	CAL16-11D	SK829002-D	

Note: Refer technical catalogue for proper selection.

■ Stock items

Accessories for contactors



Auxiliary contact block

Description	Mounting on contactors	Contact configuration		Type code reference	Ordering code	L.P. (₹)
		NO	NC			
Front mounted single pole add-on blocks	AX09...AX150, NX 4-pole	1NO	-	CA5X-10	1SBN019010R1010 ■	360
		-	1NC	CA5X-01	1SBN019010R1001 ■	360
		2NO	2NC	CA5X-22E	1SBN019040R1022 ■	
Front mounted Four pole add-on blocks	AX09...AX150, NX 4-pole	3NO	1NC	CA5X-31E	1SBN019040R1031	1,290
		4NO	-	CA5X-40E	1SBN019040R1040	
		-	4NC	CA5X-04E	1SBN019040R1004	
Side mounted 2 pole add-on blocks	AX09...AX80, NX 4-pole	1NO	1NC	CAL5X-11	1SBN019020R1011 ■	1,170
		1NO	1NC	CAL18X-11	1SBN019820R1011 ■	1,180
	AX95...AX205	1NO	1NC	CAL18X-11B	1SBN019820R3311 ■	1,460
		1NO	1NC	CAL19-11	1SBN010820R1011	
		1NO	1NC	CAL19-11B	1SBN010820R3311	
AX260...AX370	1NO	1NC	CAL19-11B	1SBN010820R3311		

Surge suppressors



For contactor types	Voltage range	Type code reference	Ordering code	L.P. (₹)
AL9...AL40, TAL9...TAL40, NL	12...32 DC	RT5/32	1SBN050020R1000 ■	1,520
	25...65 DC	RT5/65	1SBN050020R1001	
	50...90 DC	RT5/90	1SBN050020R1002	
	77...150 DC	RT5/150	1SBN050020R1003 ■	
	150...264 DC	RT5/264	1SBN050020R1004	
A9...A110, AL9...AL40, TAL9...TAL40, N/NL AX09...AX150	24...50V AC/DC	RV5/50	1SBN050010R1000	1,520
	50...133V AC/DC	RV5/133	1SBN050010R1001	
	110...250V AC/DC	RV5/250	1SBN050010R1002	
	250...440V AC/DC	RV5/440	1SBN050010R1003	
A9...A40, N AX09...AX40	24...50V AC	RC5-1/50	1SBN050100R1000	1,520
	50...133V AC	RC5-1/133	1SBN050100R1001	
	110...250V AC	RC5-1/250	1SBN050100R1002 ■	
A45...A110 AX50...AX150	250...440V AC	RC5-1/440	1SBN050100R1003 ■	2,100
	24...50V AC	RC5-2/50	1SBN050200R1000	
	50...133V AC	RC5-2/133	1SBN050200R1001	
	110...250V AC	RC5-2/250	1SBN050200R1002 ■	
A145...A185, AX185...AX205	250...440	RC5-2/440	1SBN050200R1003 ■	4,250
EK550.....EK1000	48...110V/AC	RC-EH 800/110	SK829007-C	6,420
	220...600V/AC	RC-EH 800/600	SK829007-D	

■ Stock items

Accessories for contactors

Mechanical interlocks



VM5-1



VM300

For contactor types	Description	Type code reference	Ordering code	L.P.(₹)
A9...A40, AL9...AL40 AX09...AX40	Horizontal Mechanical Interlock	VM5-1	1SBN030100R1000 ■	1,010
A9...A40, AL9...AL40 AX09...AX40	Horizontal Mechanical & Electrical Interlock with 2NC contacts	VE5-1	1SBN030110R1000 ■	1,500
A30...A110 AX50...AX115	Horizontal Mechanical & Electrical Interlock with 2NC contacts	VE5-2	1SBN030210R1000 ■	2,890
A95...A185, AX185...AX205	Horizontal with 2NC contacts	VM300H	1SFN034700R1000	6,050
EK110...EK150	Horizontal Mechanical Interlock	VH145	SK829071-A	8,150
EK175...EK210	Horizontal Mechanical Interlock	VH300	SK829071-B	9,440
AF116...AF146 and AF190. AF205	Horizontal Mechanical Interlock	VM140/190	1SFN034403R1000 ■	6,230
AF190, AF205 and AF265 ... AF370	Horizontal Mechanical Interlock	VM205/265	1SFN035203R1000 ■	6,300
AF116...AF370 AX260...AX370	Horizontal Mechanical Interlock	VM19	1SFN030300R1000	6,510

Note: Refer technical catalogue for proper selection.

For converting standard contactors into latched contactors. The WB75-A block contains a mechanical latching device with electromagnetic impulse unlatching (AC or DC) or manual unlatching.

Ordering details



For contactors	Rated control circuit voltage Uc		Type	Ordering code	L.P.(₹)
	V 50 Hz or DC	V 60 Hz			
N, NL, A9-A75	24	24...28	WB75-A	FPTN372726R1001	11,140
	220...230	220...255	WB75-A	FPTN372726R1006	11,140



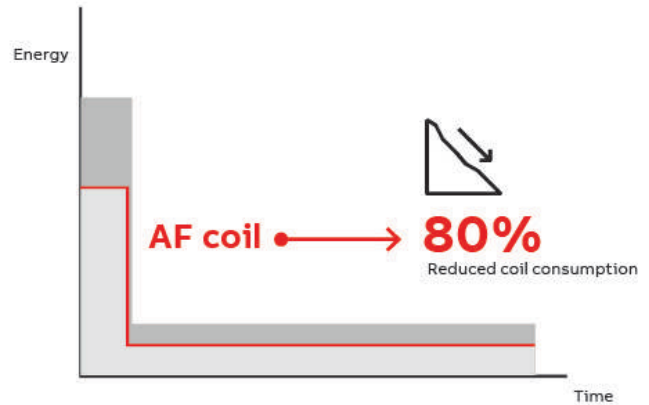
For contactors	Rated control circuit voltage Uc	Time ranges	Delay type	Auxiliary contacts	Type	Ordering code	L.P.(₹)
Electronic timers							
Separate mounting	24-240 V AC 24-48 V DC	0.05s - 100 h	ON-delay	1C/O	CT-ERC.12	1SVR508100R0000	3,880
			ON-delay	2C/O	CT-ERC.22	1SVR508100R0100	7,660
			OFF-delay	1C/O	CT-AHC.12	1SVR508110R0000	4,530
			OFF-delay	2C/O	CT-AHC.22	1SVR508110R0100	8,200

■ Stock items

Contactors: Wide band AC/DC operated AF technology



Conventional AC coil

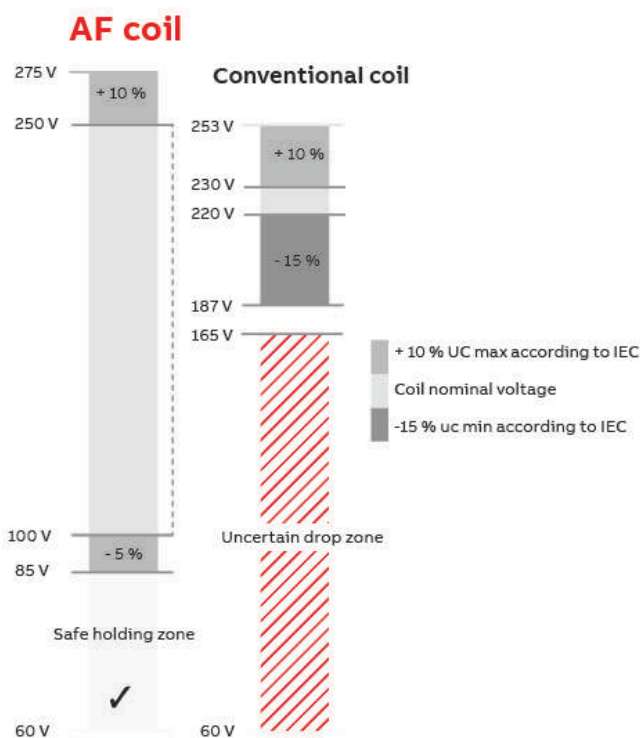


Reliable in all networks

The electronic system within the AF contactor continuously monitor the current and voltage apply to the coil. The contactor is safely operated in an always optimized condition and hum free.

Reduced coil consumption

AF coil and energy consumption is reduced up to 80%. This allows a reduction of the temperature rise, the size of control transformers and size of cabinets.



Wide control voltage range

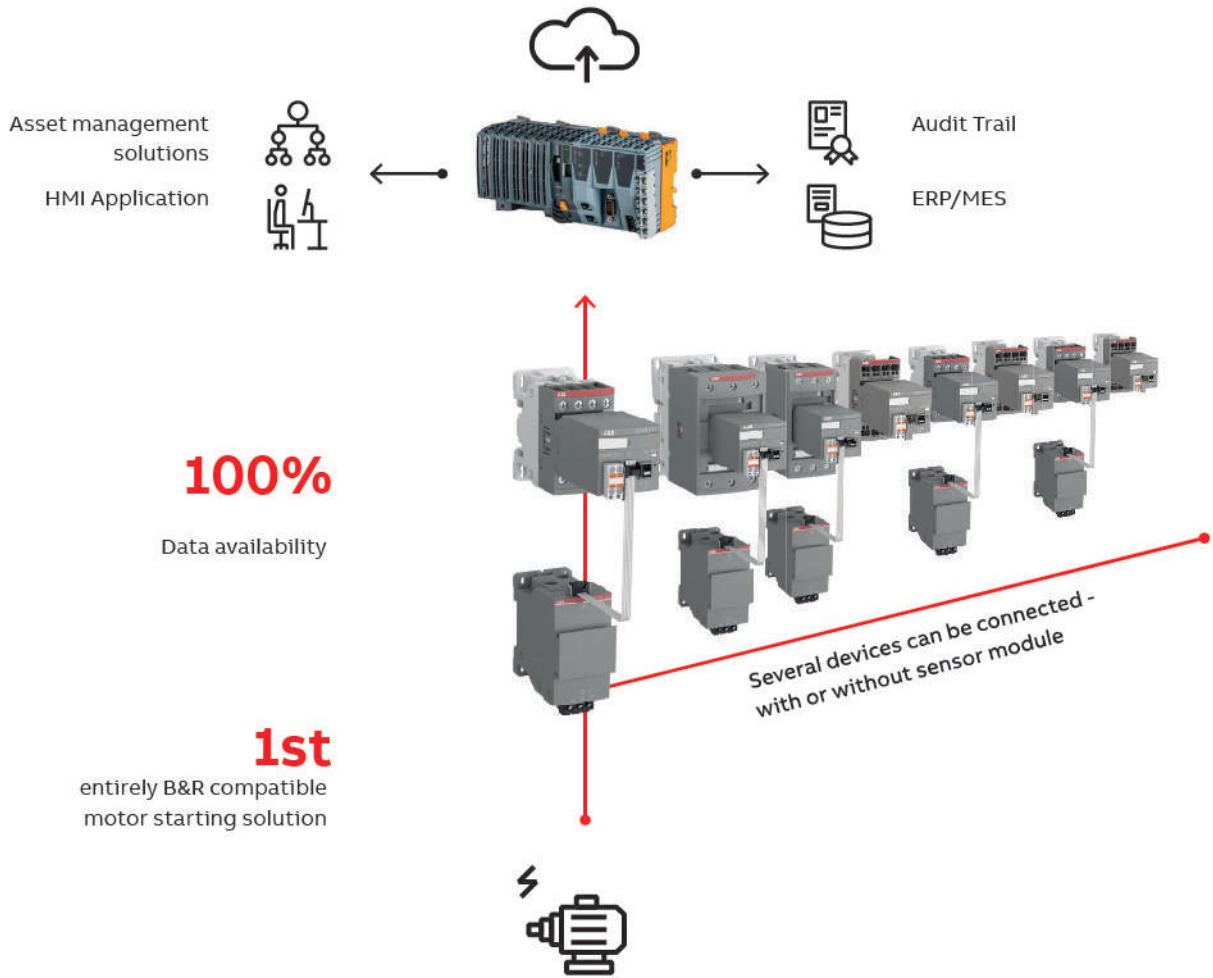
With conventional contactor technology, different contactors are needed for different network voltages. Thanks to the wide operating range of the AF contactor, it can operate just as well in Europe as in Asia or North America. The core coil of the AF contactor range covers 100-250 V AC / DC, 50 / 60 Hz.



Built-in surge suppression

With conventional contactor technology, it is recommended to use an external surge suppressor, an accessory that could cost as much as half of the contactor. With the AF technology, the surges are handled by the contactor and never reach the control circuit. One less product and one less complication to worry about.

INTRODUCING **NEW** Novolink™ – smart function and sensor modules for AF contactors Integrated into the B&R X20 system



100%

Data availability

1st

entirely B&R compatible
motor starting solution

Several devices can be connected -
with or without sensor module



Engineering efficiency - only two configurable components cover a wide range of applications, reducing devices where otherwise auxiliary devices are needed.



Preventive machine maintenance uses live data from relevant motor parameters.



Digitalization allows remote contactor control and condition monitoring.



Speed of installation
Reduction of control side wiring. Integration of multiple functions into one device. Reduction of required PLC I/O signals.

Digitalize one of the best motor starting portfolios on the market

You have the choice



PLC



Easy

Drag and drop integration in B&R automation studio.

Binary I/O signals



Level 1

Auxiliary contactors to build local control logic and realize connection to a PLC via I/O signals.

X2X



Level 2

Basic maintenance counters. Integrated check-back monitoring.

X2X



Level 3

Advanced motor protection and connected equipment monitoring.

The choice is yours:

select and mix as needed

Ordering details

Type	Description	Order code	L.P.(₹)
SFM-CAB-RJTB.1-500	Connection cable RJ45 - X20 Terminal Block of X20BT9400, 5m	1SVM823000R0500	
SFM-CAB-S.1-50	Connection cable SFM to Sensor 0.5m	1SVM811000R0050	
SFM-CAB-S.1-25	Connection cable SFM to Sensor 0.25m	1SVM811000R0025	Upon request
SCV10-40.1	Current - Voltage Sensor	1SVM320010R0000	
SFM1-A11.1	Advanced Function Module with X2X	1SVM120012R0000	

3 pole contactors AF range: Wide band AC/DC operated

AF contactors are built in with:

- Universal coil operable on wide band AC / DC voltages
- Surge suppressors
- Low power consumption coil



AC1duty Amps	AC3 rating at 415V			Auxiliary contacts	Type code	Ordering code	L.P.(₹)	
	Amps	hP	kW					
25	9	5.5	4	1NO	-	AF09-30-10-□□	1SBL137001R□□10 ■	5,290
				-	1NC	AF09-30-01-□□	1SBL137001R□□01 ■	5,290
28	12	7.5	5.5	1NO	-	AF12-30-10-□□	1SBL157001R□□10 ■	5,560
				-	1NC	AF12-30-01-□□	1SBL157001R□□01	5,560
30	18	12.5	7.5	1NO	-	AF16-30-10-□□	1SBL177001R□□10 ■	7,600
				-	1NC	AF16-30-01-□□	1SBL177001R□□01 ■	7,600
45	26	15	11	-	-	AF26-30-00-□□	1SBL237001R□□00 ■	8,620
50	32	20	18	-	-	AF30-30-00-□□	1SBL277001R□□00 ■	18,250
50	38	25	18.5	-	-	AF38-30-00-□□	1SBL297001R□□00 ■	20,350
70	40	30	18.5	-	-	AF40-30-00-□□	1SBL347001R□□00 ■	21,630
100	53	40	22	-	-	AF52-30-00-□□	1SBL367001R□□00 ■	27,120
105	65	50	30	-	-	AF65-30-00-□□	1SBL387001R□□00 ■	31,110
125	80	60	37	-	-	AF80-30-00-□□	1SBL397001R□□00 ■	37,810
130	96	70	45	-	-	AF96-30-00-□□	1SBL407001R□□00 ■	46,290
160	116	75	55	1NO	1NC	AF116-30-11-□□	1SFL427001R□□11 ■	50,090
200	140	100	75	1NO	1NC	AF140-30-11-□□	1SFL447001R□□11 ■	54,220
225	146	100	75	1NO	1NC	AF146-30-11-□□	1SFL467001R□□11 ■	59,500
275	190	120	90	1NO	1NC	AF190-30-11-□□	1SFL487002R□□11 ■	71,760
350	205	150	110	1NO	1NC	AF205-30-11-□□	1SFL527002R□□11 ■	76,150
400	265	175	140	1NO	1NC	AF265-30-11-□□	1SFL547002R□□11 ■	93,840
500	305	215	160	1NO	1NC	AF305-30-11-□□	1SFL587002R□□11	1,14,140
600	370	270	200	1NO	1NC	AF370-30-11-□□	1SFL607002R□□11	1,40,490
600	400	300	220	1NO	1NC	AF400-30-11-□□	1SFL577001R□□11	1,44,330
700	460	340	250	1NO	1NC	AF460-30-11-□□	1SFL597001R□□11	1,89,150
800	580	470	355	1NO	1NC	AF580-30-11-□□	1SFL617001R□□11 ■	3,07,120
1050	750	570	425	1NO	1NC	AF750-30-11-□□	1SFL637001R□□11 ■	
1260	-	-	-	1NO	1NC	AF1250-30-11-□□	1SFL647001R□□11	
1350	860	-	500	1NO	1NC	AF1350-30-11-□□	1SFL657001R□□11	
1650	1050	-	600	1NO	1NC	AF1650-30-11-□□	1SFL677001R□□11	Upon request
2050	-	-	-	1NO	1NC	AF2050-30-11-□□	1SFL707001R□□11	
2650	-	-	-	1NO	1NC	AF2650-30-11-□□	1SFL667001R□□11	
2850	-	-	-	1NO	1NC	AF2850-30-11-□□	1SFL687001R□□11	

Note : Complete the Contactor code by replacing □□ with desired coil voltage from below table. AF contactors have advanced electronic coil interface with wideband AC/DC coil

Coil voltages and codes: New AF09...AF370 range (AC/DC operated)

Voltage V 50/60 Hz	Voltage V DC	Code □□
24...60	20...60	1 1 ■
48...130	48...130	1 2 ■
100...250	100...250	1 3 ■
250...500	250...500	1 4 ■

AF400...AF1250 range (AC/DC operated)

Voltage V 50/60 Hz	Voltage V DC	Code □□
-	24...60	6 8
48...130	48...130	6 9
100...250	100...250	7 0 ■
250...500	250...500	7 1 ■

AF1350...AF2850 range (AC/DC operated)

Voltage V 50/60 Hz	Voltage DC	Code □□
100...250	100...250	7 0

Note: For non-standard coil voltage, other than this, contact us.

■ Stock items

4 pole contactors: Wide band AC/DC operated

Contactors: 4-pole - Wide band AC/DC operated (Main pole 2NO+2NC)

Rating at 415V AC1 Amps	Main contact arrangement	Auxiliary contacts	Type code reference	Ordering code	L.P.(₹)
25	2NO 2NC	- -	AF09-22-00-□□	1SBL137501R□□00	7,580
30	2NO 2NC	- -	AF16-22-00-□□	1SBL177501R□□00 ■	9,440
45	2NO 2NC	- -	AF26-22-00-□□	1SBL237501R□□00	14,200
55	2NO 2NC	- -	AF38-22-00-□□	1SBL297501R□□00	29,120
70	2NO 2NC	- -	AF40-22-00-□□	1SBL347501R□□00	39,160
125	2NO 2NC	- -	AF80-22-00-□□	1SBL397501R□□00	51,040

Note : Complete the Contactor code by replacing □□ with desired coil voltage from below table.

Contactors: 4-pole - Wide band AC/DC operated (Main pole 4NO)

Rating at 415V AC1 Amps	Main contact arrangement	Auxiliary contacts	Type code reference	Ordering code	L.P.(₹)
25	4NO	- - -	AF09-40-00-□□	1SBL137201R□□00 ■	5,740
30	4NO	- - -	AF16-40-00-□□	1SBL177201R□□00	7,380
45	4NO	- - -	AF26-40-00-□□	1SBL237201R□□00	10,880
55	4NO	- - -	AF38-40-00-□□	1SBL297201R□□00 ■	22,370
70	4NO	- - -	AF40-40-00-□□	1SBL347201R□□00	34,130
100	4NO	- - -	AF52-40-00-□□	1SBL367201R□□00 ■	36,110
125	4NO	- - -	AF80-40-00-□□	1SBL397201R□□00	45,480
160	4NO	- - -	AF116-40-00-□□	1SFL427102R□□00	67,640
200	4NO	- - -	AF140-40-00-□□	1SFL447102R□□00	76,800
275	4NO	- - -	AF190-40-00-□□	1SFL487102R□□00 ■	1,11,190
350	4NO	- - -	AF205-40-00-□□	1SFL527102R□□00 ■	1,40,430
400	4NO	- - -	AF265-40-00-□□	1SFL547102R□□00 ■	1,69,370
500	4NO	- - -	AF305-40-00-□□	1SFL587102R□□00 ■	2,09,820
525	4NO	- - -	AF370-40-00-□□	1SFL607102R□□00 ■	2,32,170

Note : Complete the Contactor code by replacing □□ with desired coil voltage from below table.

Contactors: 4-pole - AC operated (Main pole 4NO)

Rating at 415V AC1 Amps	Main contact arrangement	Auxiliary contacts	Type code reference	Ordering code	L.P.(₹)
800	4NO	- 1NO 1NC	EK550-40-11-□□	SK827041-□□ ■	Upon request
1000	4NO	- 1NO 1NC	EK1000-40-11-□□	SK827044-□□	Upon request

Note : Complete the Contactor code by replacing □□ with desired coil voltage from below table.

Coil voltages and codes: AF range (AC/DC operated)

Voltage	Voltage	Code
V 50/60 Hz	V DC	□□
24...60	20...60	11 ■
48...130	48...130	12 ■
100...250	100...250	13 ■
250...500	250...500	14 ■

Coil voltages and codes: EK550 ... EK1000

Voltage	Voltage	Code
□□□ V - 50Hz	□□□ V - 60Hz	□□
-	110	A E
110	120	A F
220 ... 230	-	A L ■
230 ... 240	-	A M
400 ... 415	-	A R

■ Stock items

Contactors for special application - capacitors switching



Contactors for capacitor switching: 3 pole - AC operated:

kVAR Rating at 415V	Auxiliary contacts	Type code reference	Ordering code	L.P.(₹)
Type UA..RA with in-built damping resistors:				
12.5	1NO	UA16-30-10RA-□□	1SBL181024R□□10 ■	5,060
22	1NO	UA26-30-10RA-□□	1SBL241024R□□10 ■	8,580
30	1NO	UA30-30-10RA-□□	1SBL281024R□□10 ■	9,850
40	--	UA50-30-00RA-□□	1SBL350024R□□00 ■	27,720
50	--	UA63-30-00RA-□□	1SBL371024R□□00 ■	29,810
60	--	UA75-30-00RA-□□	1SBL411024R□□00 ■	34,520
70	--	UA95-30-00RA-□□	1SFL431024R□□00 ■	36,100
80	--	UA110-30-00RA-□□	1SFL451024R□□00 ■	44,000

Note : Complete the Contactor code by replacing □□ with desired coil voltage from below table.
Type UA..RA with in-built damping resistors

Peak current $\hat{I} \leq 100$ times the rms current

kVAR rating at 415V	Max peak current \hat{I}	Auxiliary contacts fitted		Type	Ordering code	L.P.(₹)
		NO	NC			
kvar	kA	NO	NC			
12.5	1.8	1	0	UA16-30-10-□□	1SBL181022R□□10 ■	4,430
20	3	1	0	UA26-30-10-□□	1SBL241022R□□10 ■	5,510
27.5	33.5	1	0	UA30-30-10-□□	1SBL281022R□□10 ■	9,440
33	5	0	0	UA50-30-00-□□	1SBL351022R□□00 ■	21,610
45	6.5	0	0	UA63-30-00-□□	1SBL371022R□□00 ■	22,740
50	7.5	0	0	UA75-30-00-□□	1SBL411022R□□00 ■	27,190
65	9.3	1	1	UA95-30-11-□□	1SFL431022R□□11 ■	34,110
75	10.5	1	1	UA110-30-11-□□	1SFL451022R□□11	43,700

Note : Complete the Contactor code by replacing □□ with desired coil voltage from below table.

Single step - Peak current $\hat{I} \leq 30$ times the RMS current

kVAR Rating at 415V	Type code	Ordering code	L.P.(₹)
60	A95-30-11-□□	1SFL431001R□□11 ■	38,060
70	A110-30-11-□□	1SFL451001R□□11 ■	48,270
90	A145-30-11-□□	1SFL471001R□□11 ■	60,460
110	A185-30-11-□□	1SFL491001R□□11	73,680
130	AF205-30-11-□□	1SFL527002R□□11 ■	76,150
145	AF265-30-11-□□	1SFL547002R□□11 ■	93,840
165	AF305-30-11-□□	1SFL587002R□□11 ■	1,14,140
200	AF370-30-11-□□	1SFL607002R□□11	1,40,490
210	AF400-30-11-□□	1SFL577001R□□11 ■	1,44,330
240	AF460-30-11-□□	1SFL597001R□□11	1,89,150
285	AF580-30-11-□□	1SFL617001R□□11 ■	3,07,120
400	AF750-30-11-□□	1SFL637001R□□11 ■	Upon request

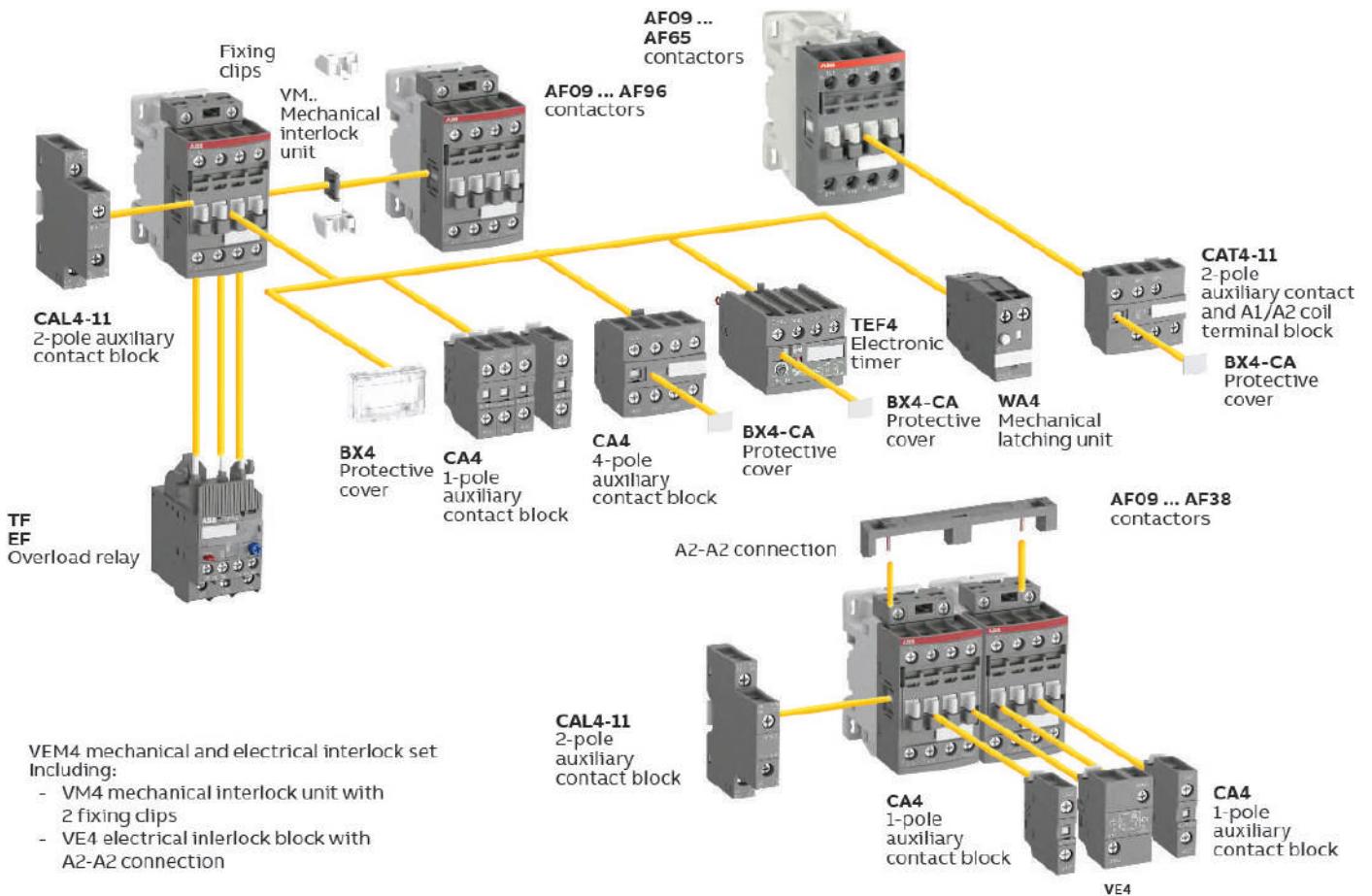
Note : Complete the Contactor code by replacing □□ with desired coil voltage.
For A contactor coil refer page 94 and AF contactor coil refer page 103

■ Stock items

Coil voltages and codes UA...RA & UA

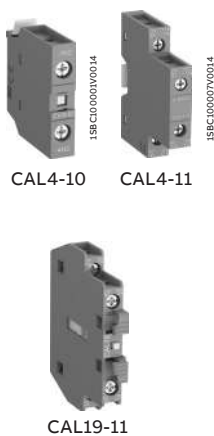
Voltage	Voltage	Code
□□□ V - 50Hz	□□□ V - 60Hz	□□
24	24	8 1 ■
110	110 ... 120	8 4 ■
220 ... 230	230 ... 240	8 0 ■
400 ... 415	415 ... 440	8 6 ■

Accessories for AF contactors




Accessories for AF contactors

Auxiliary contact block



Description	Mounting on contactors	Contact configuration		Type code reference	Ordering code	L.P.(₹)
		NO	NC			
Front mounted 1 pole add-on blocks	AF09....AF96 / NF	1NO	-	CA4-10	1SBN010110R1010 ■	410
		-	1NC	CA4-01	1SBN010110R1001 ■	410
Front mounted 4 pole add-on blocks	AF09....AF80 / NF	4NO	-	CA4-40E	1SBN010140R1040 ■	1,720
		3NO	1NC	CA4-31E	1SBN010140R1031	1,720
		2NO	2NC	CA4-22E	1SBN010140R1022 ■	1,720
		-	4NC	CA4-04E	1SBN010140R1004	1,720
Side mounted 2 pole add-on blocks	AF09....AF96 / NF	1NO	1NC	CAL4-11	1SBN010120R1011 ■	1,120
	AF96...AF370	1NO	1NC	CAL19-11	1SFN010820R1011 ■	1,460
		1NO	1NC	CAL19-11B	1SFN010820R3311 ■	

Accessories for AF contactors



Mechanical interlocks

Description	For contactor types	Type Code reference	Ordering code	L.P.(₹)
Horizontal Mechanical Interlock	AF09...AF38	VM4	1SBN030105T1000	1,190
Horizontal Mechanical & Electrical Interlock	AF09...AF38	VEM4	1SBN030111R1000	2,110
Horizontal Mechanical Interlock	AF40...AF96	VM96-4	1SBN033405T1000	4,310
Horizontal Mechanical Interlock	AF116...AF146 and AF190. AF205	VM140/190	1SFN034403R1000	6,230
Horizontal Mechanical Interlock	AF190, AF205 and AF265 ... AF370	VM205/265	1SFN034403R1000	6,230
Horizontal Mechanical Interlock	AF116...AF370	VM19	1SFN030300R1000	6,510

Note: Refer technical catalogue for proper selection.

Ordering details



For contactors	Rated control circuit voltage Uc	Type	Ordering code	L.P.(₹)
NF(Z),AF(Z)09....38,AF40...65	24V DC	WA4-10	1SBN040100R1010	
NF(Z),AF(Z)09....38,AF40...65	24-60V50/60HZ-DC	WA4-11	1SBN040100R1011	
NF(Z),AF(Z)09....38,AF40...65	48-130V50/60HZ-DC	WA4-12	1SBN040100R1012	
NF(Z),AF(Z)09....38,AF40...65	100-250V50/60HZ-DC	WA4-13	1SBN040100R1013	
NF(Z),AF(Z)09....38,AF40...65	250-500V50/60HZ-DC	WA4-14	1SBN040100R1014	4,440
AF80....96	24-60V50/60HZ-DC	WA4-96-11	1SBN040200R1011	
AF80....96	48-130V50/60HZ-DC	WA4-96-12	1SBN040200R1012	
AF80....96	100-250V50/60HZ-DC	WA4-96-13	1SBN040200R1013	
AF80....96	250-500V50/60HZ-DC	WA4-96-14	1SBN040200R1014	


Electronic timers



For contactor types	Time delay range selected by switch	Delay type	Auxiliary contacts	Type	Ordering code	L.P.(₹)
AF09 ... AF96	0.1...1 s	ON-delay	1NO + 1NC	TEF4-ON	1SBN020112R1000	11,610
	1...10 s 10...100 s	OFF-delay	1NO + 1NC	TEF4-OFF	1SBN020114R1000	11,030

Note: Rated control circuit voltage Uc 24...240 V 50/60 Hz or DC.

Connecting links with manual motor starters



For contactor types	Used with	Type	Ordering code	L.P.(₹)
AF09 ... AF16	MS116-0.16 ... MS116-25, MS132-0.16 ... MS132-25	BEA16-4	1SBN081306T1000	850
AF26 ... AF30	MS116-0.16 ... MS116-16, MS132-0.16 ... MS132-10	BEA26-4	1SBN082306T1000	960
	MS116-20 ... MS116-32, MS132-12 ... MS132-32	BEA38-4	1SBN082306T2000	1,050

Connection sets for reversing contactors

For contactor types	Type	Ordering code	L.P.(₹)
AF09 ... AF16	BER16-4	1SBN081311R1000	2,100
AF26 ... AF30	BER38-4	1SBN082311R1000	2,850
AF40 ... AF65	BER65-4	1SBN083411R1000	3,390
AF80 ... AF96	BER96-4	1SBN083911R1000	5,890

Connection sets for star-delta starting

For contactor types	Type	Ordering code	L.P.(₹)
AF09 ... AF16	BEY16-4	1SBN081313R2000	2,920
AF26 ... AF30	BEY38-4	1SBN082713R2000	4,440
AF40 ... AF65	BEY65-4	1SBN083413R2000	5,750
AF80 ... AF96	BEY96-4	1SBN083913R2000	7,360


■ Stock items

AFC contactors for AC control applications NEW

Flexible and safe



Part of the AF platform

AFC contactors are an extension of the AF platform. Sharing same footprint and having equivalent electrical performance, installation design and maintenance are easier and faster. Protection devices (manual motor starters, overloads relays), accessories (auxiliary contacts, electronic timers, ...) and connection kits (direct-on-line, reversing, start delta) are common to the entire platform.



Great flexibility for coil terminal access and surge suppressor

AFC contactors offer free choice of coil terminal access from top, bottom or front. Surge suppressor can be mounted from top or bottom.



Compatible and easy to use accessories

1-pole, 2-pole and 4-pole auxiliary contact blocks (front or side mounted) are available with screw and Push-in Spring terminals: They can be mounted on every contactor of the AF platform, whatever its terminal connection type.



Easy, fast and secure starters assembly

The AF contactor range is perfect for motor starting applications and for solutions where space is limited. You can create any motor starting type and save assembly time with a complete range of accessories and connection sets.



Protect from overload in all conditions

Select thermal overload relays (trip class 10) or electronic overload relays (trip class 10E, 20E, 30E in the same product) to protect your motors against overload and phase failure.

AFC contactors: AC operated NEW



Contactors: 3-pole - AC operated

AC1 duty Amps	AC3 rating at 415V			Auxiliary contacts	Type code	Ordering code	L.P.(₹)
	Amps	hP	kW				
25	9	5.5	4	1NO	-	AFC09-30-10-□□	1SBL131001R□□10 ■
25	9	5.5	4	-	1NC	AFC09-30-01-□□	1SBL131001R□□01 ■
28	12	7.5	5.5	1NO	-	AFC12-30-10-□□	1SBL151001R□□10 ■
28	12	7.5	5.5	-	1NC	AFC12-30-01-□□	1SBL151001R□□01 ■
30	18	12.5	7.5	1NO	-	AFC16-30-10-□□	1SBL171001R□□10 ■
30	18	12.5	7.5	-	1NC	AFC16-30-01-□□	1SBL171001R□□01 ■
45	26	15	11	-	-	AFC26-30-00-□□	1SBL231001R□□00 ■
50	32	20	15	-	-	AFC30-30-00-□□	1SBL271001R□□00 ■
50	38	30	18.5	-	-	AFC38-30-00-□□	1SBL291001R□□00 ■

Note : Complete the Contactor code by replacing □□ with desired coil voltage from below table.

Contactors: 4-pole - AC operated

Rating at 415V AC1 Amps	Main contact arrangement	Auxiliary contacts			Type code reference	Ordering code	L.P.(₹)
25	4NO	-	-	-	AFC09-40-00-□□	1SBL131201R□□00 ■	Upon request
30	4NO	-	-	-	AFC16-40-00-□□	1SBL171201R□□00 ■	
45	4NO	-	-	-	AFC26-40-00-□□	1SBL231201R□□00 ■	
55	4NO	-	-	-	AFC38-40-00-□□	1SBL291201R□□00 ■	
25	2NO	2NC	-	-	AFC09-22-00-□□	1SBL131501R□□00 ■	
30	2NO	2NC	-	-	AFC16-22-00-□□	1SBL171501R□□00 ■	
45	2NO	2NC	-	-	AFC26-22-00-□□	1SBL231501R□□00 ■	
55	2NO	2NC	-	-	AFC38-22-00-□□	1SBL291501R□□00	

Note : Complete the Contactor code by replacing □□ with desired coil voltage from below table.

Auxiliary contactors

No. of contacts	Contact configuration		Type code reference	Ordering code	L.P.(₹)
	NO	NC			
4	2	2	NFC22E-□□	1SBH131001R□□22 ■	Upon request
4	3	1	NFC31E-□□	1SBH131001R□□31 ■	
4	4	0	NFC40E-□□	1SBH131001R□□40 ■	
8	4	4	NFC44E-□□	1SBH131001R□□44 ■	
8	5	3	NFC53E-□□	1SBH131001R□□53 ■	
8	6	2	NFC62E-□□	1SBH131001R□□62 ■	
8	7	1	NFC71E-□□	1SBH131001R□□71 ■	
8	8	0	NFC80E-□□	1SBH131001R□□80 ■	

Note : Complete the Contactor code by replacing □□ with desired coil voltage from below table.

Coil voltages and codes: AFC09 ... AFC38/NFC range

Voltage	Voltage	Code
□□ V - 50Hz	□□ V - 60Hz	□□
24	24	8 1 ■
110	110 ... 120	8 4 ■
220 ... 230	230 ... 240	8 0 ■
400 ... 415	415 ... 440	8 6 ■

Note: For non-standard coil voltage, other than this contact us.

Powerful light switching made easy

ESB and EN installation contactors



ABB's hum-free installation contactor designs offer a wide range of ratings from 16 A to 100 A. With an innovative AC/DC coil design that eliminates hum, a broad selection of common accessories as well as manual and automatic versions, ESB..N contactors cover all your needs in both domestic and residential applications. Find out more at abb.com/lowvoltage



ESB and EN Installation contactors



Hum-free operation



Tool-free to save time



**More choice,
less inventory**



Comprehensive solution



Optimum interface



Easy to install



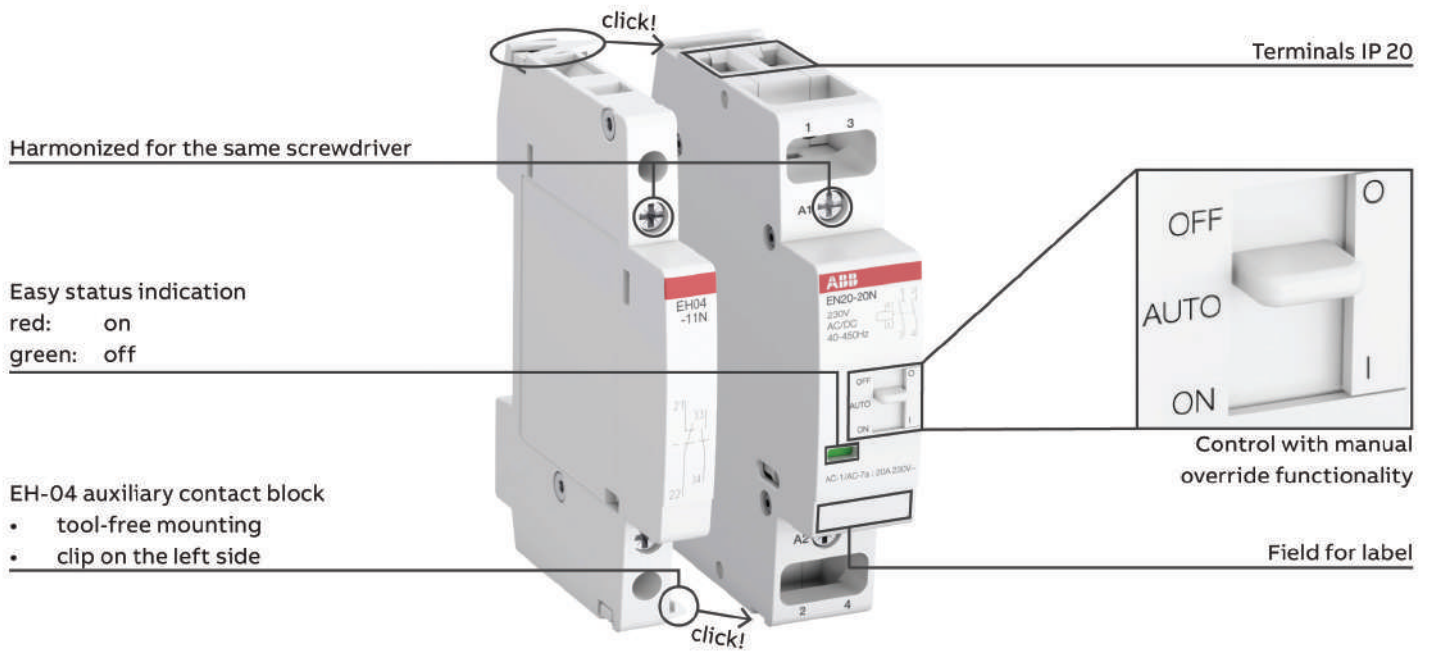
**Group mounting
saves space**



**Global
availability**















Easy identification























ESB and EN Installation contactors







ABB's installation contactor range comes with a host of features to make installation and maintenance easier. A mechanical indicator shows the status in green or red color to make system diagnostics quicker. Some speciality types also feature a manual override functionality with a toggle switch providing independent control. Accessories such as auxiliaries, space holders, as well as safety covers can be mounted tool-free onto the contactor.





Main contacts	Width in number of modular spacings	Rated control circuit voltage ⁽¹⁾ V AC / DC	Type	Ordering code	L.P.(₹)
	1	24	ESB16-20N-01	1SBE11111R0120	5,030
	1	230	ESB16-20N-06	1SBE11111R0620	5,030
	1	24	ESB16-11N-01	1SBE11111R0111	5,130
	1	230	ESB16-11N-06	1SBE11111R0611	5,130
	1	24	ESB16-02N-01	1SBE11111R0102	5,280
	1	230	ESB16-02N-06	1SBE11111R0602	5,280

Main contacts	Width in number of modular spacings	Rated control circuit voltage ⁽¹⁾ V AC / DC	Type	Ordering code	L.P.(₹)
	1	24	ESB20-20N-01	1SBE12111R0120	5,580
	1	230	ESB20-20N-06	1SBE12111R0620	5,580
	1	24	ESB20-11N-01	1SBE12111R0111	5,630
	1	230	ESB20-11N-06	1SBE12111R0611	5,630
	1	24	ESB20-02N-01	1SBE12111R0102	5,820
	1	230	ESB20-02N-06	1SBE12111R0602	5,820


Main contacts	Width in number of modular spacings	Rated control circuit voltage ⁽¹⁾ V AC / DC	Type	Ordering code	L.P.(₹)
	2	24	ESB25-40N-01	1SAE23111R0140	5,680
		230 ... 240	ESB25-40N-06	1SAE23111R0640	5,680
	2	24	ESB25-04N-01	1SAE23111R0104	5,890
		230 ... 240	ESB25-04N-06	1SAE23111R0604	5,890
	2	24	ESB25-22N-01	1SAE23111R0122	5,890
		230 ... 240	ESB25-22N-06	1SAE23111R0622	5,890
	2	24	ESB25-31N-01	1SAE23111R0131	5,890
		230 ... 240	ESB25-31N-06	1SAE23111R0631	5,890
	2	24	ESB25-13N-01	1SAE23111R0113	5,890
		230 ... 240	ESB25-13N-06	1SAE23111R0613	5,890




Main contacts	Width in number of modular spacings	Rated control circuit voltage ⁽¹⁾ V AC / DC	Type	Ordering code	L.P.(₹)
	3	24	ESB40-20N-01	1SAE34111R0120	10,050
		230	ESB40-20N-06	1SAE34111R0620	10,050
	3	24	ESB40-30N-01	1SAE34111R0130	10,050
		230	ESB40-30N-06	1SAE34111R0630	10,050
	3	24	ESB40-40N-01	1SAE34111R0140	10,460
		230	ESB40-40N-06	1SAE34111R0640	10,460
	3	24	ESB40-22N-01	1SAE34111R0122	10,630
		230	ESB40-22N-06	1SAE34111R0622	10,630
	3	24	ESB40-31N-01	1SAE34111R0131	10,630
		230	ESB40-31N-06	1SAE34111R0631	10,630





Main contacts	Width in number of modular spacings	Rated control circuit voltage ⁽¹⁾ V AC / DC	Type	Ordering code	L.P.(₹)
	3	24	ESB63-20N-01	1SAE35111R0120	13,040
		230	ESB63-20N-06	1SAE35111R0620	13,040
	3	230	ESB63-30N-06	1SAE35111R0630	13,260
	3	24	ESB63-40N-01	1SAE35111R0140	13,630
		230	ESB63-40N-06	1SAE35111R0640	13,630
	3	230	ESB63-31N-06	1SAE35111R0631	13,990

Main contacts	Width in number of modular spacings	Rated control circuit voltage ⁽¹⁾ V AC / DC	Type	Ordering code	L.P.(₹)
	3	24	ESB100-20N-01	1SAE36111R0120	44,580
		230	ESB100-20N-06	1SAE36111R0620	44,580
	6	24	ESB100-40N-01	1SAE66111R0140	46,560
		230	ESB100-40N-06	1SAE66111R0640	46,560


ESB and EN Installation contactors

Main contacts	Width in number of modular spacings	Rated control circuit voltage ⁽¹⁾ V AC / DC	Type	Ordering code	L.P. (₹)
	1	24	EN20-20N-01	1SBE122111R0120	7,840
		230	EN20-20N-06	1SBE122111R0620	

Main contacts	Width in number of modular spacings	Rated control circuit voltage ⁽¹⁾ V AC / DC	Type	Ordering code	L.P. (₹)
	2	230 ... 240	EN25-30N-06	1SAE232111R0630	20,890
		24	EN25-40N-01	1SAE232111R0140	23,410
	2	230 ... 240	EN25-40N-06	1SAE232111R0640	23,880
		24	EN25-31N-01	1SAE232111R0131	24,060
	2	230 ... 240	EN25-31N-06	1SAE232111R0631	24,060

Main contacts	Width in number of modular spacings	Rated control circuit voltage ⁽¹⁾ V AC / DC	Type	Ordering code	L.P. (₹)
	3	230	EN40-20N-06	1SAE342111R0620	20,890
	3	230	EN40-30N-06	1SAE342111R0630	21,450
	3	24	EN40-40N-01	1SAE342111R0140	23,970
		230	EN40-40N-06	1SAE342111R0640	23,970
	3	24	EN40-31N-01	1SAE342111R0131	24,180
		230	EN40-31N-06	1SAE342111R0631	24,180

Auxiliary contact blocks

Auxiliary contacts	Suitable for	Type	Ordering code	L.P. (₹)
Single packaging				
	ESB16..N, ESB20..N, ESB25..N, ESB40..N, ESB63..N, ESB100..N, EN20..N, EN25..N, EN40..N	EH04-11N	1SAE901901R1011	1,840
		EH04-20N	1SAE901901R1020	1,840

Distant piece

Suitable for	Type	Ordering code	L.P. (₹)
Single packaging			
ESB25..N, ESB40..N, ESB63..N, EN25..N, EN40..N, ESB100..N, EN100..N	ESB-DIS	GHE3201902R0001	340

Mini contactors



Mini contactors with screw connection:

AC1 duty Amps	AC3 rating at 415V		Auxiliary contacts		
	Amps	hP	kW		
16A	9	5.5	4	1NO	-
16A	9	5.5	4	-	1NC
20A	12	7.5	5.5	1NO	-
20A	12	7.5	5.5	-	1NC

Note : Complete the Contactor code by replacing □□ with desired coil voltage from below table.

Mini contactors are also available in 4 pole (4NO / 2NO + 2NC)

Mini reversing contactors with screw connection:

AC1 duty Amps	AC3 rating at 415V		Auxiliary contacts		
	Amps	hP	kW		
16A	9	5.5	4	1NO	-
16A	9	5.5	4	-	1NC
20A	12	7.5	5.5	1NO	-
20A	12	7.5	5.5	-	1NC

Note : Complete the Contactor code by replacing □□ with desired coil voltage from below table.

3 pole - AC operated

Type code reference	Ordering code	L.P.(₹)
B06-30-10-□□	GJL1211001R□10□ ■	2,250
B06-30-01-□□	GJL1211001R□01□ ■	
B07-30-10-□□	GJL1311001R□10□ ■	2,450
B07-30-01-□□	GJL1311001R□01□ ■	

3 pole - DC operated

Type code reference	Ordering code	L.P.(₹)
BC6-30-10-□□	GJL1213001R□10□ ■	3,090
BC6-30-01-□□	GJL1213001R□01□ ■	
BC7-30-10-□□	GJL1313001R□10□ ■	3,350
BC7-30-01-□□	GJL1313001R□01□ ■	

3 pole - AC operated

Type code reference	Ordering code	L.P.(₹)
VB06-30-10-□□	GJL1211901R□10□ □	6,620
VB06-30-01-□□	GJL1211901R□01□ □	
VB07-30-10-□□	GJL1311901R□10□ □	6,980
VB07-30-01-□□	GJL1311901R□01□ □	

3 pole - DC operated

Type code reference	Ordering code	L.P.(₹)
VBC6-30-10-□□	GJL1213901R□10□ □	6,920
VBC6-30-01-□□	GJL1213901R□01□ ■	
VBC7-30-10-□□	GJL1313901R□10□ □	7,410
VBC7-30-01-□□	GJL1313901R□01□ □	

Mini auxiliary contactor 4 pole with screw connection

Control circuit	Contact configuration		Type code reference	Ordering code	L.P.(₹)
	NO	NC			
AC	2NO	2NC	K6-22Z-□□	GJH1211001R□22□ □	2,450
	3NO	1NC	K6-31Z-□□	GJH1211001R□31□ □ ■	
	4NO	-	K6-40E-□□	GJH1211001R□40□ □	
DC	2NO	2NC	KC6-22Z-□□	GJH1213001R□22□ □ ■	3,120
	3NO	1NC	KC6-31Z-□□	GJH1213001R□31□ □	
	4NO	-	KC6-40E-□□	GJH1213001R□40□ □	

Note : Complete the Contactor code by replacing □□ with desired coil voltage from below table.

Coil voltage for mini contactors

AC	Code	DC	Code
50-60Hz	□□	DC V	□□
24	0 ... 1 ■	24	0 ... 1 ■
48	0 ... 3	110 ... 125	0 ... 4 ■
110 ... 127	8 ... 4 ■	220 ... 240	0 ... 5
220 ... 240	8 ... 0 ■		
380 ... 415	8 ... 5		

Auxiliary contact blocks for mini contactors

For contactor types	Auxiliary contacts	Type	Ordering code	L.P.(₹)
Front mounted instantaneous auxiliary contact blocks				
B6-, B7-30-10, BC6-, BC7-30-10	1NO + 1NC	CAF6-11M	GJL1201330R0003	
VB6, VB7, VBC6, VBC7, VB6A, VB7A	2NO	CAF6-20M	GJL1201330R0007	1,310
VBC6A, VBC7A	2NC	CAF6-02M	GJL1201330R0011	
Side mounted instantaneous auxiliary contact block				
B6-, B7-30-10, BC6-, BC7-30-10	1NO + 1NC	CA6-11M	GJL1201317R0003	1,320

■ Stock items

DOL and star delta starters



Direct on line starter:

Rating at 415V 50Hz		Back-up Fuse rating (A)	Type code reference	Ordering code	L.P.(₹)
HP	kW				
0.25	0.18	4A	MA-0.25 **	1SYN140318R□□25	6,050
0.50	0.37	4A	MA-0.50 **	1SYN140318R□□05	6,050
0.75	0.52	6A	MA-0.75 **	1SYN140318R□□75	6,050
1.00	0.75	6A	MA-1.00 **	1SYN140318R□□10 ■	6,050
1.50	1.10	10A	MA-1.50 **	1SYN140318R□□15	6,050
2.00	1.50	10A	MA-2.00 **	1SYN140318R□□20 ■	6,050
3.00	2.20	16A	MA-3.00 **	1SYN140318R□□30 ■	6,050
5.00	3.70	25A	MA-5.00 **	1SYN140318R□□50 ■	6,050
7.50	5.50	32A	MA-7.50 **	1SYN160318R□□75 ■	6,050
10.00	7.50	32A	MA-10.00 **	1SYN180318R□□10 ■	6,550



Fully automatic Star Delta starter:

Rating at 415V 50Hz		Type code reference	Ordering code	L.P.(₹)
HP	kW			
12.5	12.5/9.3	SDA-12.5 **	1SYN184322R□□00 ■	23,670
15	15/11	SDA-15 **	1SYN242322R□□00 ■	25,740
20	20/15	SDA- 20 **	1SYN244322R□□00 ■	29,840
25	25/18.5	SDA-25 **	1SYN246322R□□00	31,080
30	30/22	SDA-30 **	1SYN282322R□□00	37,540
35	35/26	SDA-35 **	1SYN284322R□□00	41,660
40	40/30	SDA-40 **	1SYN322322R□□00	50,550
50	50/37	SDA-50 **	1SYN352342R□□00	61,270
60	60/45	SDA-60 **	1SYN372342R□□00	78,790
75	75/55	SDA-75 **	1SYN412342R□□00	92,340

Complete the starter type code by replacing the ** with the desired coil voltage.

Voltage	Code
□□□	□□
220 ... 230 V coil	3 8
400 ... 415 V coil	8 6 ■

■ Stock items

Manual motor starter

With thermal and electromagnetic protection



MS116 Manual motor starters with short-circuit, overload and phase loss protection

Rated power 415V KW	Ie current setting range Amp	S/C Icu breaking capacity kA	Type	Ordering code	L.P. (₹)
0.03	0.10 ... 0.16	50	MS116-0.16	1SAM250000R1001 ■	6,090
0.06	0.16 ... 0.25	50	MS116-0.25	1SAM250000R1002 ■	6,090
0.09	0.25 ... 0.40	50	MS116-0.4	1SAM250000R1003 ■	6,090
0.12	0.40 ... 0.63	50	MS116-0.63	1SAM250000R1004 ■	7,080
0.25	0.63 ... 1.00	50	MS116-1.0	1SAM250000R1005 ■	7,080
0.55	1.00 ... 1.60	50	MS116-1.6	1SAM250000R1006 ■	7,080
0.75	1.60 ... 2.50	50	MS116-2.5	1SAM250000R1007 ■	7,080
1.5	2.50 ... 4.00	50	MS116-4.0	1SAM250000R1008 ■	7,360
2.2	4.00 ... 6.30	50	MS116-6.3	1SAM250000R1009 ■	7,360
4.0	6.30 ... 10.0	50	MS116-10	1SAM250000R1010 ■	7,720
5.5	8.00 ... 12.0	25	MS116-12	1SAM250000R1012 ■	8,700
7.5	10.0 ... 16.0	16	MS116-16	1SAM250000R1011 ■	9,300
9.0	16.0 ... 20.0	15	MS116-20	1SAM250000R1013 ■	9,890
12.5	20.0 ... 25.0	15	MS116-25	1SAM250000R1014 ■	10,490
15.5	25.0 ... 32.0	10	MS116-32	1SAM250000R1015 ■	19,490



MS132 Manual motor starters with short-circuit, overload and phase loss protection

Rated power 415V KW	Ie current setting range Amp	S/C Icu breaking capacity kA	Type	Ordering code	L.P. (₹)
0.03	0.10 ... 0.16	100	MS132-0.16	1SAM350000R1001	8,640
0.06	0.16 ... 0.25	100	MS132-0.25	1SAM350000R1002 ■	8,640
0.09	0.25 ... 0.40	100	MS132-0.4	1SAM350000R1003 ■	8,640
0.12	0.40 ... 0.63	100	MS132-0.63	1SAM350000R1004 ■	9,960
0.25	0.63 ... 1.00	100	MS132-1.0	1SAM350000R1005 ■	10,280
0.55	1.00 ... 1.60	100	MS132-1.6	1SAM350000R1006 ■	10,330
0.75	1.60 ... 2.50	100	MS132-2.5	1SAM350000R1007 ■	10,330
1.5	2.50 ... 4.00	100	MS132-4.0	1SAM350000R1008 ■	10,480
2.2	4.00 ... 6.30	100	MS132-6.3	1SAM350000R1009 ■	10,790
4.0	6.30 ... 10.0	100	MS132-10	1SAM350000R1010 ■	11,540
5.5	8.00 ... 12.0	100	MS132-12	1SAM350000R1012 ■	12,500
7.5	10.0 ... 16.0	100	MS132-16	1SAM350000R1011 ■	14,560
9.0	16.0 ... 20.0	100	MS132-20	1SAM350000R1013 ■	15,670
12.5	20.0 ... 25.0	50	MS132-25	1SAM350000R1014 ■	15,840
15.5	25.0 ... 32.0	50	MS132-32	1SAM350000R1015 ■	26,360



MS165 manual motor starters with short-circuit, overload and phase loss protection

Ie current setting range Amp	S/C Icu breaking capacity kA	Type	Ordering code	L.P. (₹)
10 ... 16	100	MS165-16	1SAM451000R1011	25,540
14 ... 20	100	MS165-20	1SAM451000R1012	26,700
18 ... 25	100	MS165-25	1SAM451000R1013	28,130
23 ... 32	100	MS165-32	1SAM451000R1014 ■	28,180
30 ... 42	50	MS165-42	1SAM451000R1015 ■	30,350
40 ... 54	50	MS165-54	1SAM451000R1016 ■	38,240
52 ... 65	50	MS165-65	1SAM451000R1017 ■	39,590
62 ... 73	-	MS165-73	1SAM451000R1018	41,640
70 ... 80	-	MS165-80	1SAM451000R1019	42,830

■ Stock items

Manual motor starter

With thermal and electromagnetic protection



MO132 Manual motor starters with short-circuit protection only

Rated power 415V KW	Rated operational current Amp	S/C Icu breaking capacity kA	Type	Ordering code	L.P. (₹)
0.03	0.16	100	MO132-0.16	1SAM360000R1001	8,470
0.06	0.25	100	MO132-0.25	1SAM360000R1002	8,470
0.09	0.40	100	MO132-0.4	1SAM360000R1003	8,470
0.12	0.63	100	MO132-0.63	1SAM360000R1004	9,810
0.25	1.0	100	MO132-1.0	1SAM360000R1005 ■	9,840
0.55	1.6	100	MO132-1.6	1SAM360000R1006 ■	9,840
0.75	2.5	100	MO132-2.5	1SAM360000R1007 ■	9,840
1.5	4.0	100	MO132-4.0	1SAM360000R1008 ■	10,300
2.2	6.3	100	MO132-6.3	1SAM360000R1009 ■	10,300
4.0	10	100	MO132-10	1SAM360000R1010 ■	10,760
5.5	12	100	MO132-12	1SAM360000R1012 ■	11,420
7.5	16	100	MO132-16	1SAM360000R1011 ■	12,530
9.0	20	100	MO132-20	1SAM360000R1013 ■	13,970
12.5	25	50	MO132-25	1SAM360000R1014 ■	14,440
15.5	32	50	MO132-32	1SAM360000R1015 ■	25,500



MO165 Manual motor starters with short-circuit protection only

Rated operational current Amp	S/C Icu breaking capacity kA	Type	Ordering code	L.P. (₹)
16	100	MO165-16	1SAM461000R1011	24,560
20	100	MO165-20	1SAM461000R1012	25,790
32	100	MO165-32	1SAM461000R1014 ■	26,220
42	50	MO165-42	1SAM461000R1015	26,520
54	50	MO165-54	1SAM461000R1016 ■	31,640
65	50	MO165-65	1SAM461000R1017	32,860
73	30	MO165-73	1SAM461000R1018	37,960
80	30	MO165-80	1SAM461000R1019	39,900

MS132-T circuit breakers for transformer protection

MS132-T Circuit breakers for transformer protection are electro-mechanical protection devices specially designed to protect control transformers on the primary side. The short-circuit current setting is fixed to 20 times the operating current to handle the high inrush current generated by transformers.



Ie current setting range Amp	S/C Icu breaking capacity kA	Type	Ordering code	L.P. (₹)
0.10 ... 0.16	100	MS132-0.16T	1SAM340000R1001	9,520
0.16 ... 0.25	100	MS132-0.25T	1SAM340000R1002	9,520
0.25 ... 0.40	100	MS132-0.4T	1SAM340000R1003	9,520
0.40 ... 0.63	100	MS132-0.63T	1SAM340000R1004	10,360
0.63 ... 1.00	100	MS132-1.0T	1SAM340000R1005	10,440
1.00 ... 1.60	100	MS132-1.6T	1SAM340000R1006	10,920
1.60 ... 2.50	100	MS132-2.5T	1SAM340000R1007	10,920
2.50 ... 4.00	100	MS132-4.0T	1SAM340000R1008 ■	10,980
4.00 ... 6.30	100	MS132-6.3T	1SAM340000R1009 ■	11,140
6.30 ... 10.0	100	MS132-10T	1SAM340000R1010 ■	11,880
8.00 ... 12.0	100	MS132-12T	1SAM340000R1012	13,130
10.0 ... 16.0	100	MS132-16T	1SAM340000R1011 ■	13,130
16.0 ... 20.0	100	MS132-20T	1SAM340000R1013	15,850
20.0 ... 25.0	50	MS132-25T	1SAM340000R1014	15,880

■ Stock items

Manual motor starter

MS116, MS132, MO132, MS165 and MO165

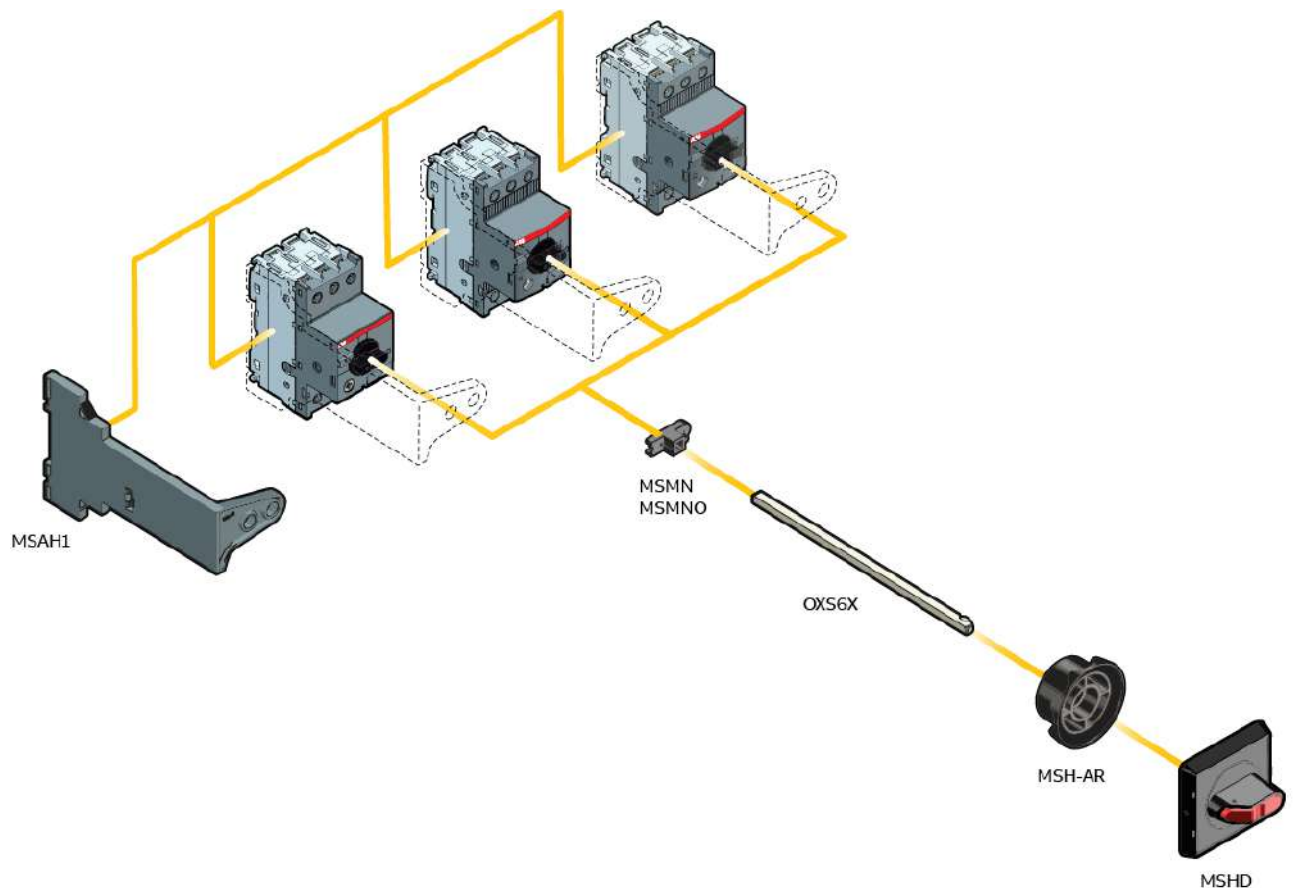
General accessories

Description

With this solution of door coupling rotary mechanism, it is possible to operate a Manual Motor Starter in the back of a switch cabinet from outside. The door coupling mechanism prevents opening of the door of a switch cabinet with the Manual Motor Starter in ON position. The complete mechanism includes handle, shaft, driver, shaft alignment ring and shaft supporter. All accessories fit for 6 mm shafts with a maximum length of 180 mm. The degree of protection for handles MSHD is IP64.

Ordering details

Frame	Description	Type	Ordering code	L.P.(₹)
	SHAFT - Shaft diameter 6 mm. Shaft extension for door coupling driver	OXS6X130	1SCA101655R1001	850
MS116	MSHD - Handle	MSHD-LB1	1SAM201920R1001	2,480
MS132		MSHD-LY2	1SAM201920R1002	2,480
MO132		MSHD-LTB3	1SAM201920R1011	2,480
MS165		MSHD-LTY3	1SAM201920R1012	2,480
MO165	MSMN- Driver	MSMN4	1SAM101923R0002	350
		MSMNO5	1SAM101923R0012	350
	MSH-AR Shaft alignment ring	MSH-AR	1SAM201920R1000	420
MS116, MS132	MSAH1-Shaft supporter	MSAH1	1SAM201909R1021	1,660



■ Stock items

Manual motor starter

Accessories for MS116, MS132, MO132, MS132-T, MS165, MO165



AA1-24

Suitable for	Rated voltage	Type	Ordering code	L.P.(₹)
MS116, MS132, MO132, MS132-T MS165 MO165	Shunt trip			
	20 ... 24	AA1-24	1SAM201910R1001	6,600
	110	AA1-110	1SAM201910R1002 ■	6,600
	200-240	AA1-230	1SAM201910R1003 ■	6,600
	350-415	AA1-400	1SAM201910R1004	6,600
	Undervoltage release			
	24	UA1-24	1SAM201904R1001	5,410
	110	UA1-110	1SAM201904R1004	5,410
230	UA1-230	1SAM201904R1005	5,410	
415	UA1-415	1SAM201904R1007	5,410	



HKF1-11

Suitable for	Aux contacts	Type	Ordering code	L.P.(₹)
MS116, MS132, MO132, MS132-T MS165 MO165	Auxiliary contacts - mountable on the front			
	1NO+1NC	HKF1-11	1SAM201901R1001 ■	1,290
	2 NO	HKF1-20	1SAM201901R1002 ■	1,290
	1NO	HKF1-10	1SAM201901R1003 ■	830
	1NC	HKF1-01	1SAM201901R1004 ■	830
	Auxiliary contacts - mountable on the right			
	1NO+1NC	HK1-11	1SAM201902R1001 ■	1,770
	2 NO	HK1-20	1SAM201902R1002 ■	1,770
	2 NC	HK1-02	1SAM201902R1003 ■	1,770



SK1-11

CK1-11

Suitable for	Aux contacts	Type	Ordering code	L.P.(₹)
MS116, MS132, MO132, MS 165 MO 165 MS132-T MS132 MS132-T MS165	Signalling contacts			
	1NO+1NC	SK1-11**	1SAM201903R1001 ■	2,430
	2 NO	SK1-20**	1SAM201903R1002 ■	2,430
	2 NC	SK1-02**	1SAM201903R1003	2,430
	Short circuit Signalling contacts			
	1NO+1NC	CK1-11#	1SAM301901R1001 ■	3,400
	2 NO	CK1-20#	1SAM301901R1002 ■	3,400
	2 NC	CK1-02#	1SAM301901R1003	3,400

**for tripped alarm, max 2 piece

#for short-circuit alarm, max. 2 pieces

Thermal overload relays



TA25, TA42 and TA75 relays

Relay range in Amps	Direct mounting on contactors	Type code reference	Ordering code	L.P.(₹)
0.1 ... 0.16		TA25DU 0.16M	1SAZ211201R2005 ■	3,160
0.16 ... 0.25		TA25DU 0.25M	1SAZ211201R2009 ■	3,160
0.25 ... 0.4		TA25DU 0.4M	1SAZ211201R2013 ■	3,160
0.4 ... 0.63		TA25DU 0.63M	1SAZ211201R2017 ■	3,160
0.63 ... 1.0		TA25DU 1.0M	1SAZ211201R2021 ■	3,210
1.0 ... 1.4		TA25DU 1.4M	1SAZ211201R2023 ■	3,210
1.3 ... 1.8		TA25DU 1.8M	1SAZ211201R2025 ■	3,210
1.7 ... 2.4	A9...A40	TA25DU 2.4M	1SAZ211201R2028 ■	3,210
2.2 ... 3.1	AX9...AX40	TA25DU 3.1M	1SAZ211201R2031 ■	3,210
2.8 ... 4.0	AL9...AL40	TA25DU 4.0M	1SAZ211201R2033 ■	3,210
3.5 ... 5.0	TAL9...TAL40	TA25DU 5.0M	1SAZ211201R2035 ■	3,210
4.5 ... 6.5		TA25DU 6.5M	1SAZ211201R2038 ■	3,210
6.0 ... 8.5		TA25DU 8.5M	1SAZ211201R2040 ■	3,210
7.5 ... 11.0		TA25DU 11M	1SAZ211201R2043 ■	3,260
10.0 ... 14.0		TA25DU 14M	1SAZ211201R2045 ■	3,260
13.0 ... 19.0		TA25DU 19M	1SAZ211201R2047 ■	3,700
18.0 ... 25.0		TA25DU 25M	1SAZ211201R2051 ■	3,890
24.0 ... 32.0		TA25DU 32M	1SAZ211201R2053 ■	3,890

TA42DU				
18.0 ... 25.0	A30, A40,	TA42DU 25	1SAZ311201R2001 ■	6,120
22.0 ... 32.0	AX32...AX40	TA42DU 32	1SAZ311201R2002 ■	6,300
29.0 ... 42.0	AL30, AL40, TAL30, TAL 40	TA42DU 42	1SAZ311201R2003 ■	6,780

TA75DU				
22 ... 32		TA75DU 32	1SAZ321201R2002 ■	7,670
29 ... 42		TA75DU 42	1SAZ321201R2003 ■	9,030
36 ... 52	A50...A75	TA75DU 52	1SAZ321201R2004 ■	9,220
45 ... 63	AX50...AX80	TA75DU 63	1SAZ321201R2005 ■	9,550
60 ... 80		TA75DU 80	1SAZ321201R2006 ■	10,430

TA80DU				
29 ... 42		TA80DU-42M	1SAZ331201R2003 ■	11,530
36 ... 52	A95...A110,	TA80DU-52M	1SAZ331201R2004 ■	11,530
45 ... 63	AX95...AX150	TA80DU-63M	1SAZ331201R2005 ■	11,530
60 ... 80		TA80DU-80M	1SAZ331201R2006 ■	12,410

TA25/TA42/TA75/TA80/TA110/TA200 are direct operated relays with trip class 10A

TA110DU				
65.0 ... 90.0 A	A95...A110,	TA110DU-90M	1SAZ411201R2001	18,660
80.0 ... 110.0 A	AX95...AX150	TA110DU-110M	1SAZ411201R2002	20,250

TA200DU				
66 ... 90		TA200DU-90	1SAZ421201R1001 ■	21,460
80 ... 110		TA200DU-110	1SAZ421201R1002 ■	23,240
100 ... 135	A145...A185	TA200DU-135	1SAZ421201R1003 ■	24,810
110 ... 150	AX185...AX205	TA200DU-150	1SAZ421201R1004 ■	27,030
130 ... 175	AF190, AF205	TA200DU-175	1SAZ421201R1005 ■	28,120
150 ... 200		TA200DU-200	1SAZ421201R1006 ■	29,400

Accessories

Independent Mounting Kit	TA25DU0.16..25A	DB25/25	1SAZ201108R0001 ■	700
	TA25DU32	DB25/32	1SAZ201108R0002	1,540
	TA42DU, TA75DU, TA80DU	DB80	1SAZ301110R0001 ■	6,750
	TA110DU, TA200DU	DB200	1SAZ401110R0001 ■	6,990

■ Stock items

Thermal overload relays



T16



TF42

T16 Relays

Relay range in Amps	Direct mounting on contactors	Type code reference	Ordering code	L.P. (₹)
0.10 ... 0.13		T16-0.13	1SAZ711201R1005	
0.13 ... 0.17		T16-0.17	1SAZ711201R1008	
0.17 ... 0.23		T16-0.23	1SAZ711201R1009	
0.23 ... 0.31		T16-0.31	1SAZ711201R1013	
0.31 ... 0.41		T16-0.41	1SAZ711201R1014	
0.41 ... 0.55		T16-0.55	1SAZ711201R1017	
0.55 ... 0.74		T16-0.74	1SAZ711201R1021	
0.74 ... 1.00		T16-1.0	1SAZ711201R1023	
1.00 ... 1.30		T16-1.3	1SAZ711201R1025	
1.30 ... 1.70	B6/BC6	T16-1.7	1SAZ711201R1028	
1.70 ... 2.30	B7/BC7	T16-2.3	1SAZ711201R1031	
2.30 ... 3.10	VB6/VBC6	T16-3.1	1SAZ711201R1033	Upon request
3.10 ... 4.20	VB7/VBC7	T16-4.2	1SAZ711201R1035	
4.20 ... 5.70	AS/ASL	T16-5.7	1SAZ711201R1038 ■	
5.70 ... 7.60	DOL starter	T16-7.6	1SAZ711201R1040	
7.60 ... 10.0	IP65	T16-10	1SAZ711201R1043	
10.0 ... 13.0		T16-13	1SAZ711201R1045	
13.0 ... 16.0		T16-16	1SAZ711201R1047	
16.0 ... 20.0				
20.0 ... 24.0				
24.0 ... 29.0				
29.0 ... 35.0				
35.0 ... 38.0/40.0				

TF42 Relays

Direct mounting on contactors	Type code reference	Ordering code	L.P. (₹)
	TF42-0.13	1SAZ721201R1005	
	TF42-0.17	1SAZ721201R1008	
	TF42-0.23	1SAZ721201R1009	
	TF42-0.31	1SAZ721201R1013	
	TF42-0.41	1SAZ721201R1014	
	TF42-0.55	1SAZ721201R1017	
	TF42-0.74	1SAZ721201R1021	
	TF42-1.0	1SAZ721201R1023	
	TF42-1.3	1SAZ721201R1025	
	TF42-1.7	1SAZ721201R1028 ■	
AF09...AF38	TF42-2.3	1SAZ721201R1031 ■	
AFC09...AFC38	TF42-3.1	1SAZ721201R1033 ■	
	TF42-4.2	1SAZ721201R1035 ■	
	TF42-5.7	1SAZ721201R1038 ■	
	TF42-7.6	1SAZ721201R1040 ■	
	TF42-10	1SAZ721201R1043	Upon request
	TF42-13	1SAZ721201R1045 ■	
	TF42-16	1SAZ721201R1047 ■	
	TF42-20	1SAZ721201R1049	
	TF42-24	1SAZ721201R1051	
	TF42-29	1SAZ721201R1052	
	TF42-35	1SAZ721201R1053	
	TF42-38	1SAZ721201R1055	

■ Stock items

Thermal overload relays



TF65

TF65/TF96/TF140 Relay

Relay range in Amps	Direct mounting on contactors	Type code reference	Ordering code	L.P. (₹)
22.0...28.0	AF40, AF52, AF65 AFC40	TF65-28	1SAZ811201R1001	Upon request
25.0...33.0		TF65-33	1SAZ811201R1002	
30.0...40.0		TF65-40	1SAZ811201R1003	
36.0...47.0		TF65-47	1SAZ811201R1004	
44.0...53.0		TF65-53	1SAZ811201R1005	
50.0...60.0		TF65-60	1SAZ811201R1006	
57.0...67.0		TF65-67	1SAZ811201R1007	
40.0...51.0	AF80, AF96	TF96-51	1SAZ911201R1001	
48.0...60.0		TF96-60	1SAZ911201R1002	
57.0...68.0		TF96-68	1SAZ911201R1003	
65.0...78.0		TF96-78	1SAZ911201R1004	
75.0...87.0		TF96-87	1SAZ911201R1005	
84.0...96.0		TF96-96	1SAZ911201R1006	
66...90	AF116, AF140	TF140DU-90	1SAZ431201R1001	
80...110		TF140DU-110	1SAZ431201R1002	
100...135		TF140DU-135	1SAZ431201R1003	
110...142		TF140DU-142	1SAZ431201R1004	

For AF190 and AF205 use TA200DU OLR

Description	Type	Ordering code	L.P. (₹)
Separate mounting kit	DB16E	1SAX101110R0001 ■	Upon request
Separate mounting kit	DB42	1SAZ701902R0001 ■	
Separate mounting kit for TF65	DB65	1SAZ801901R1001	
Separate mounting kit for TF96	DB96	1SAZ901901R1001	

Electronic overload relays and suitable contactors

Suitable for Contactor	A9 ... A16 TAL9...TAL16	A26 ... A40	A50 ... A75	A95, A110	AF190, AF205			
	AL9 ... AL16	AL30 ... AL40						
EOLR	E16DU	E45DU	E80DU	E140DU	EF205			
Suitable for Contactor	AF400,	AF580,	AF1350,		B6/BC6			
	AF460	AF750	AF1650		B7/BC7			
EOLR	EF460	EF750	E1250DU		E16DU, T16			
Suitable for Contactor	AF09 ... AF16	AF26, AF38	AF40, AF52, AF65	AF80, AF96	AF116, AF140, AF146	AF265, AF305, AF370	AF400, AF460,	AF580, AF750, AF1250
EOLR	EF19	EF45	EF65	EF96	EF146	EF370	EF460	EF750

■ Stock items

Electronic overload relays class 10, 20, 30



Electronic overload relays

Trip class 10, 20, 30 selectable

Setting range	Trip class	Type	Ordering code	L.P.(₹)
0.1... 0.32A	Selectable 10E, 20E and 30E	E16DU 0.32	1SAX111001R1101	16,650
0.3 ... 1.0A		E16DU 1.0	1SAX111001R1102	16,650
0.8 ... 2.7A		E16DU 2.7	1SAX111001R1103 ■	16,650
1.9 ... 6.3A		E16DU 6.3	1SAX111001R1104 ■	17,310
5.7... 18.9A		E16DU 18.9	1SAX111001R1105 ■	18,580
9 ... 30A		E45DU 30	1SAX211001R1101 ■	21,480
15 ... 45A		E45DU 45	1SAX211001R1102 ■	23,400
27 ... 80A		E80DU 80	1SAX311001R1101 ■	30,720
50 ... 140A		E140DU 140	1SAX321001R1101 ■	36,980
63 ... 210A		EF205-210	1SAX531001R1101	Upon request
115 ... 380A		EF370-380	1SAX611001R1101	
150 ... 500A		EF460	1SAX721001R1101 ■	
250 ... 800A		EF750	1SAX821001R1101	
375 ... 1250A		E1250DU 375 - 1250 A	1SFA739001R1000	
0.10...0.32A		Selectable 10E, 20E and 30E	EF19-0.32	1SAX121001R1101
0.30...1.00A	EF19-1.0		1SAX121001R1102	
0.80...2.70A	EF19-2.7		1SAX121001R1103 ■	
1.90...6.30A	EF19-6.3		1SAX121001R1104 ■	
5.70...18.9A	EF19-18.9		1SAX121001R1105 ■	
9.00...30.0A	EF45-30		1SAX221001R1101 ■	
15.0...45.0A	EF45-45		1SAX221001R1102 ■	
25...70A	EF65-70		1SAX331001R1101 ■	
36...100A	EF96-100		1SAX341001R1101 ■	
54...150A	EF146-150		1SAX351001R1101 ■	
63 ... 210A	EF205-210		1SAX531001R1101 ■	
115 ... 380A	EF370-380		1SAX611001R1101 ■	
150 ... 500A	EF460		1SAX721001R1101	
250 ... 800A	EF750		1SAX821001R1101	

Accessories

Description	Type	Ordering code	L.P.(₹)
Separate mounting kit	DB16E	1SAX101110R0001	5,250
Separate mounting kit - EF19	DB19EF	1SAX101910R1001 ■	5,300
Separate mounting kit - EF45	DB45EF	1SAX201910R0001 ■	8,480
Separate mounting kit	DB45E	1SAX201110R1001	8,480
Separate mounting kit	DB80E	1SAX301110R1001 ■	10,550
Separate mounting kit	DB140E	1SAX301110R1002	15,250

For suitable contactors refer page no. 101

■ Stock items


Push-in Spring solution

Complete range, complete efficiency

The Push-in Spring motor starting solution products provide you with a range of benefits.



2-in-1
Benefit from both Push-in mode and Spring mode and use ferruled cables or cables without ferrules in the same terminal.



Tool-free busbars
Parallel connection of manual motor starters without the need for tools (also certified for UL Type E/ Type F applications)



Tool-free connecting links
100% tool-free mounting connecting links.



Just one tool for everything
You only need a 3 mm screwdriver in Spring mode as well as for de-wiring the complete solution.



Compatible with screw range
Mount accessories for control circuits on the screw range up to 45 kW AC-3 400 V on manual motor starters and up to 45 kW AC-3 400 V, 130 A AC-1 on contactors.



Higher connecting capacity
The solution ranges up to 18.5 kW 400 V AC-3 and 50 A AC-1 (25 hp 480 V and 45 A 600 V general use).

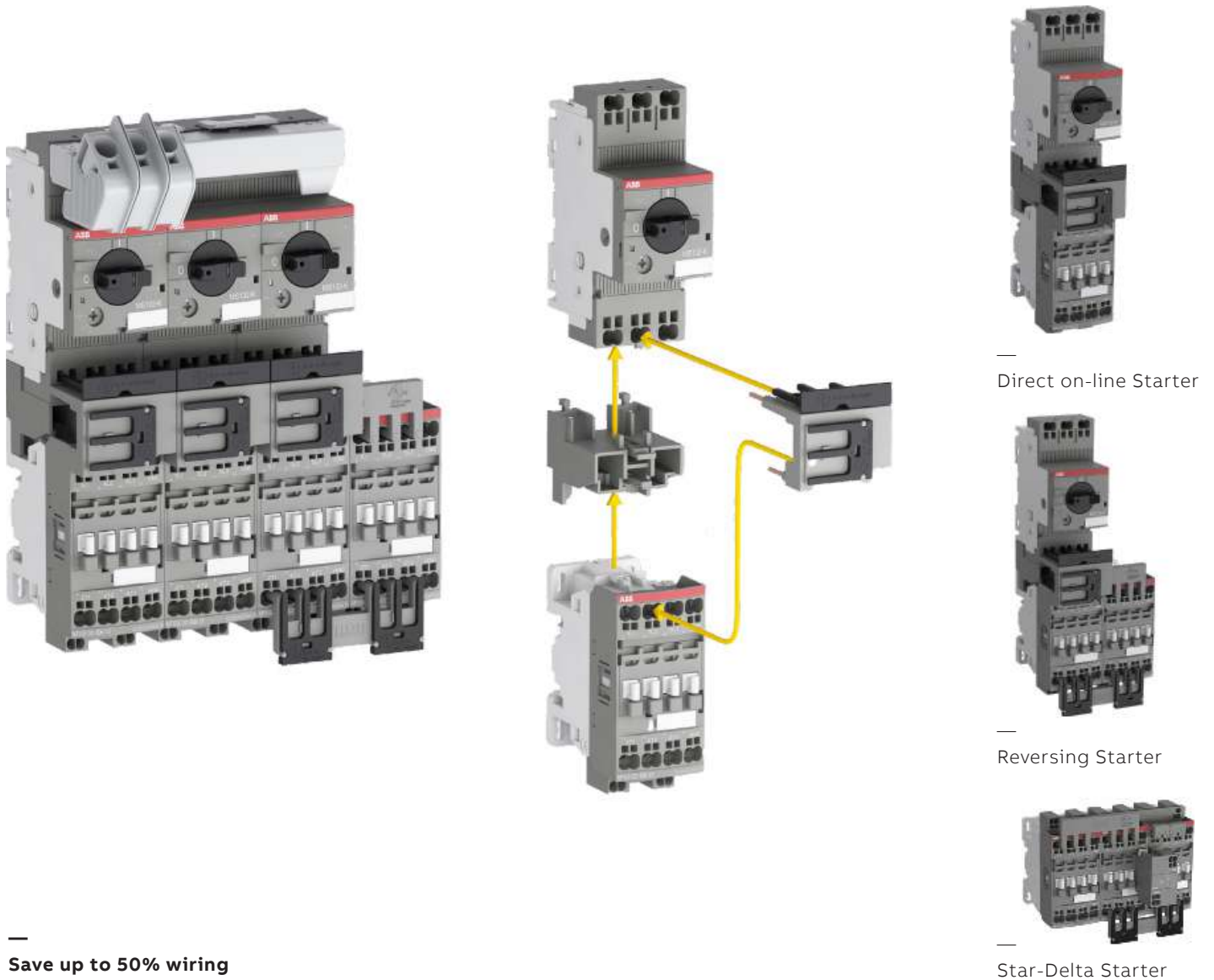


Just push it!

The next evolution in motor starter solutions is here.

NEW

So up to 18.5 kW, one push is all you need!

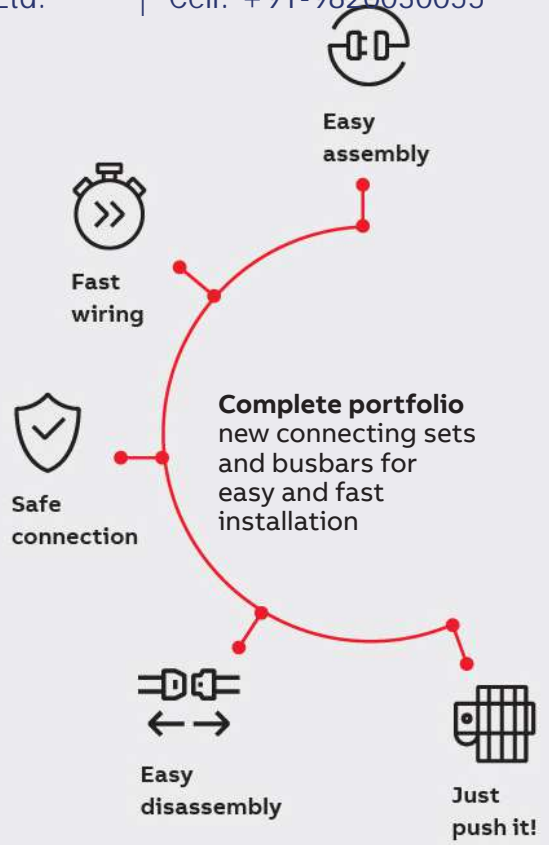


Save up to 50% wiring time with Push-in Spring compared to conventional spring solutions. And the connections are just as reliable. So for speed, ease and reliability, just push it.


NEW

Benefits / Features

- Fast and intuitive wiring
- Tool-free mounting
- Vibration & shock proof
- Robust design for higher up-time
- Future proof connection technology
- Terminals accessible from the front
- One-hand mounting
- 2-in-1 Push-in / Spring
- Higher connection capacity
- No mounting plate required for starters
- Enabled for automated wiring



CA4..K, CAL4-11K 1, 2 and 4 pole auxiliary contacts



HK1-K, HKF1-K auxiliary contacts



SK1-K and SK1-ARK signaling contacts



PS1-...-65K busbars for 2, 3, 4 or 5 manual motor starters



TS1-M3-K terminal spacer for UL Type E/F combination motor controllers



BEA16-4KF and BEA38-4KF connecting links with manual motor starters



BER16-4KF and BER38-4KF connecting links for reversing starters



BEY16-4KF and BEY38-4KF connection sets for Star-Delta starters



VEM4K electrical and mechanical interlock

15BC100.44550201

Softstarters portfolio

Overview



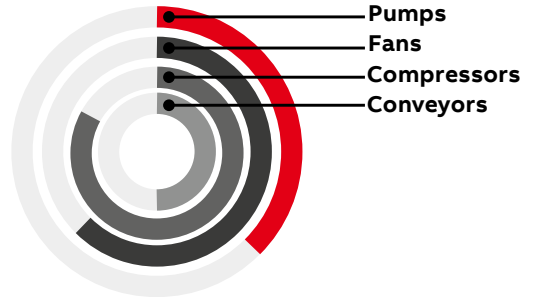
PSR - The compact range

PSR is our most compact softstarter with basic benefits and values. PSR can handle upto 100 starts per hour. Suitable for small motors.

Current: 3 A... 105 A

Main voltage: 208 V... 600 V

Application features



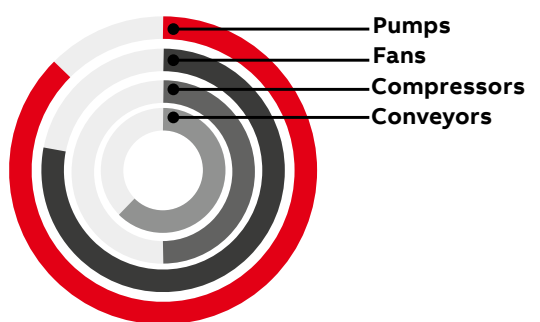
PSE - The efficient range

The new generation PSE is a true general purpose softstarter. It's a perfect balance between high starting capacity and cost efficiency. Now featuring built-in fieldbus communication.

Current: 18 A... 370 A

Main voltage: 208 V... 600 V

Application features



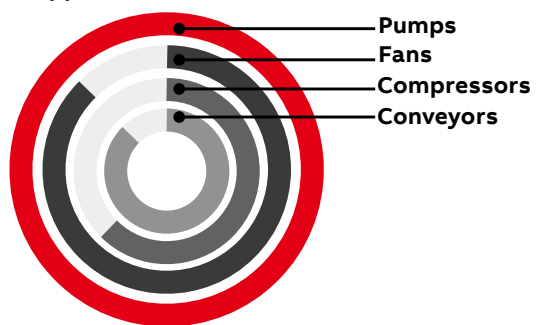
PSTX - The advanced range

PSTX is the most complete alternative for any motor starting application. Featuring built-in Modbus and anybus modules that support all major communication protocols.

Current: 30 A... 1250 A

Main voltage: 208 V... 690 V

Application features



Softstarters

Motor starting matters

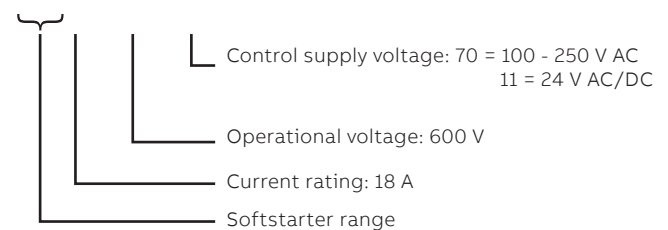
ABB softstarters offering consists of three ranges, covering every need. The products help you secure motor reliability, improve installation efficiency and increase application productivity.



PSR – The compact range	PSE – The efficient range	PSTX – The advanced range
<ul style="list-style-type: none"> • When soft start and stop benefits and values are requested • When operating a small motor • When up to 100 starts per hour are requested 	<ul style="list-style-type: none"> • When there is limited space • When common softstarter functions and protections are needed • When communication is needed 	<ul style="list-style-type: none"> • When full control and motor protection is needed • When an advanced softstarter with an extensive functionality is needed • When motor is connected inside delta or in 690 V

PSR	PSE	PSTX	• Standard, O Optional, - Not available
•	•	•	Built-in by-pass
-	-	•	Inside delta connection
-	•	•	Coated PCBs
-	•	•	Display and keypad
-	•	•	Torque control / Pump control
-	•	•	Settable current limit function
-	•	•	Electronic motor overload protection
-	-	•	PTC input for motor protection
-	-	•	Phase imbalance protection
-	-	•	Phase reversal protection
-	•	•	Locked rotor protection
-	•	•	Thyristor overtemperature protection
-	•	•	Underload protection
-	-	•	UV/OV protection
-	-	•	Programmable warning functions
-	•	•	Analog output
O	• ¹	• ¹	FieldBus communication
-	O	•	Event log
-	O	• ²	External keypad
-	-	•	Motor heating
-	-	•	Pump cleaning
-	-	•	Limp mode
-	-	•	Network diagnostics

PSR18 - 600 -70



1 - built in Modbus-RTU
2 - detachable key pad

Softstarters

PSR - The compact range



- Rated operational current: 3...105 A
- Operational voltage: 208...600 V AC
- Wide rated control supply voltage: 100...240 V AC, 50/60 Hz or 24 V AC/DC
- Two-phase controlled
- Soft start and soft stop with voltage ramp
- Built-in bypass for energy saving and easy installation
- Fieldbus communication with fieldbus plug adapter and the fieldbus plug

PSR3 ... PSR105

Rated operational voltage U_e , 208-600 V AC
 Rated control supply voltage,



415V Pe kW"	IEC Max rated A	U_s , 100 - 240 V AC			U_s , 24 V AC/DC		
		Type	Order code	L.P. (₹)	Type	Order code	L.P. (₹)
1.5	3.9	PSR3-600-70	1SFA896103R7000	28,940	PSR3-600-11	1SFA896103R1100	28,940
3	6.8	PSR6-600-70	1SFA896104R7000	33,070	PSR6-600-11	1SFA896104R1100	33,070
4	9	PSR9-600-70	1SFA896105R7000	37,620	PSR9-600-11	1SFA896105R1100	37,620
5.5	12	PSR12-600-70	1SFA896106R7000	44,650	PSR12-600-11	1SFA896106R1100	44,650
7.5	16	PSR16-600-70	1SFA896107R7000	54,570	PSR16-600-11	1SFA896107R1100	54,570
11	25	PSR25-600-70	1SFA896108R7000	60,280	PSR25-600-11	1SFA896108R1100	60,280
15	30	PSR30-600-70	1SFA896109R7000	78,620	PSR30-600-11	1SFA896109R1100	78,620
18.5	37	PSR37-600-70	1SFA896110R7000	98,800	PSR37-600-11	1SFA896110R1100	98,800
22	45	PSR45-600-70	1SFA896111R7000	1,08,230	PSR45-600-11	1SFA896111R1100	1,08,230
30	60	PSR60-600-70	1SFA896112R7000	1,43,480	PSR60-600-11	1SFA896112R1100	1,43,480
37	72	PSR72-600-70	1SFA896113R7000	1,78,220	PSR72-600-11	1SFA896113R1100	1,78,220
45	85	PSR85-600-70	1SFA896114R7000	2,01,170	PSR85-600-11	1SFA896114R1100	2,01,170
55	105	PSR105-600-70	1SFA896115R7000	2,19,370	PSR105-600-11	1SFA896115R1100	2,19,370

PSRC - For Scroll Compressor



Technical specifications

- Rated operational current: 3...105 A
- Operational voltage: 208...600 V AC
- Control supply voltage: 100...240 V AC
- Ambient temperature -25 to +60 degrees

- Run and Top of Ramp relays available for monitoring
- Connection kits available for connection to ABB's manual motor starters (MMS)

Protections

- Motor protection with manual motor starter

Communication

- Fieldbus communication with fieldbus plug adapter and fieldbus plug

Features

- Two-phase controlled
- Soft start with voltage ramp
- Built-in bypass for energy saving
- Easy set-up and easy installation

415V Pe kW"	IEC Max rated operational Ie A	Type	Order code	L.P. (₹)
1.5	3.9	PSRC3-600-70	1SFA896203R7000	30,590
3	6.8	PSRC6-600-70	1SFA896204R7000	31,510
4	9	PSRC9-600-70	1SFA896205R7000	35,990
5.5	12	PSRC12-600-70	1SFA896206R7000	40,500
7.5	16	PSRC16-600-70	1SFA896207R7000	53,980
11	25	PSRC25-600-70	1SFA896208R7000	60,270
15	30	PSRC30-600-70	1SFA896209R7000	80,950
18.5	37	PSRC37-600-70	1SFA896210R7000	1,04,610
22	45	PSRC45-600-70	1SFA896211R7000	96,410
30	60	PSRC60-600-70	1SFA896212R7000	1,27,840
37	72	PSRC72-600-70	1SFA896213R7000	1,74,570
45	85	PSRC85-600-70	1SFA896214R7000	2,01,150
55	105	PSRC105-600-70	1SFA896215R7000	2,10,560



PSE - The efficient range

- Rated operational current: 18...370 A
- Operational voltage: 208...600 V AC
- Wide rated control supply voltage: 100...250 V AC, 50/60 Hz
- Voltage ramp and torque control for both start and stop
- Two-phase controlled, current limit and kick-start
- Built-in bypass for energy saving and easy installation
- External keypad rated IP66 (Type 1, 4X,12) as an option
- **NEW** Built-in Modbus-RTU communication for monitoring and control
- Fieldbus communication with fieldbus plug adapter and the fieldbus plug
- Analog output for display of motor current
- Electronic overload, underload and locked rotor protection

PSE18 ... PSE370

Normal starts, Class 10, In-Line

Rated operational voltage Ue, 208-600 V AC

Rated control supply voltage, Us, 100 - 240 V AC

415V Pe kW	IEC Max rated operational Ie A	Type	Order code	L.P. (₹)
7.5	18	PSE18-600-70	1SFA897101R7000	99,190
11	25	PSE25-600-70	1SFA897102R7000	1,00,650
15	30	PSE30-600-70	1SFA897103R7000	1,22,930
18.5	37	PSE37-600-70	1SFA897104R7000	1,48,420
22	45	PSE45-600-70	1SFA897105R7000	1,68,470
30	60	PSE60-600-70	1SFA897106R7000	1,96,860
37	72	PSE72-600-70	1SFA897107R7000	2,22,330
45	85	PSE85-600-70	1SFA897108R7000	2,50,580
55	106	PSE105-600-70	1SFA897109R7000	2,76,080
75	143	PSE142-600-70	1SFA897110R7000	3,23,540
90	171	PSE170-600-70	1SFA897111R7000	3,97,710
110	210	PSE210-600-70-1	1SFA897112R7001	4,42,900
132	250	PSE250-600-70-1	1SFA897113R7001	4,56,630
160	300	PSE300-600-70-1	1SFA897114R7001	5,47,420
200	370	PSE370-600-70-1	1SFA897115R7001	6,02,890

For accessories consult

Softstarters

Motor starting matters



PSTX - The advanced range

- Rated operational current: 30 to 1250 A
- Three-phase controlled
- Operational voltage: 208 – 690 VAC
- Wide rated control supply voltage: 100 – 250 V, 50/60 Hz (inside-delta: 2160 A)
- Both in-line and inside-delta connection
- Coated circuit boards protecting from dust, moist and corrosive atmosphere
- Detachable keypad rated IP66 (4X outdoor)
- Built-in bypass for energy saving and easy installation
- Built-in Modbus RTU for monitoring and control
- Support for all major communication protocols
- Analog output for measurement of current, voltage, power factor etc.

PSTX30 ... PSTX370

Normal starts, class 10, in-line, ordering details

Rated operational voltage Ue, 208-600 V

Rated control supply voltage Us, 100-250 V AC, 50/60 Hz



415V Pe kW	IEC Max rated operational Ie A	Type	Ordering code	L.P. (₹)
15	30	PSTX30-600-70	1SFA898103R7000	Upon request
18.5	37	PSTX37-600-70	1SFA898104R7000	
22	45	PSTX45-600-70	1SFA898105R7000	
30	60	PSTX60-600-70	1SFA898106R7000	
37	72	PSTX72-600-70	1SFA898107R7000	
45	85	PSTX85-600-70	1SFA898108R7000	
55	106	PSTX105-600-70	1SFA898109R7000	
75	143	PSTX142-600-70	1SFA898110R7000	
90	171	PSTX170-600-70	1SFA898111R7000	
110	210	PSTX210-600-70	1SFA898112R7000	
132	250	PSTX250-600-70	1SFA898113R7000	
160	300	PSTX300-600-70	1SFA898114R7000	
200	370	PSTX370-600-70	1SFA898115R7000	
250	470	PSTX470-600-70	1SFA898116R7000	
315	570	PSTX570-600-70	1SFA898117R7000	
400	720	PSTX720-600-70	1SFA898118R7000	
450	840	PSTX840-600-70	1SFA898119R7000	
560	1050	PSTX1050-600-70	1SFA898120R7000	
710	1250	PSTX1250-600-70	1SFA898121R7000	

Rated operational voltage U_e , 208...690 V , rated control supply voltage U_s , 100...250 V AC, 50/60 Hz

415V Pe kW	IEC Max rated operational Ie A	Type	Ordering code	L.P. (₹)
15	30	PSTX30-690-70	1SFA898203R7000	
18.5	37	PSTX37-690-70	1SFA898204R7000	
22	45	PSTX45-690-70	1SFA898205R7000	
30	60	PSTX60-690-70	1SFA898206R7000	
37	72	PSTX72-690-70	1SFA898207R7000	
45	85	PSTX85-690-70	1SFA898208R7000	
55	106	PSTX105-690-70	1SFA898209R7000	
75	143	PSTX142-690-70	1SFA898210R7000	
90	171	PSTX170-690-70	1SFA898211R7000	
110	210	PSTX210-690-70	1SFA898212R7000	Upon request
132	250	PSTX250-690-70	1SFA898213R7000	
160	300	PSTX300-690-70	1SFA898214R7000	
200	370	PSTX370-690-70	1SFA898215R7000	
250	470	PSTX470-690-70	1SFA898216R7000	
315	570	PSTX570-690-70	1SFA898217R7000	
400	720	PSTX720-690-70	1SFA898218R7000	
450	840	PSTX840-690-70	1SFA898219R7000	
560	1050	PSTX1050-690-70	1SFA898220R7000	
710	1250	PSTX1250-690-70	1SFA898221R7000	

Please refer technical catalogue for heavy duty starts, class 30.



EtherNet/IP (2-port)
Modbus TCP (2-port)
Profinet (2-port)



EtherNet/IP (1-port)
Modbus TCP (1-port)



Profibus
Modbus-RTU

Soft starter communication accessories

For communication protocol	Type	Ordering code	L.P. (₹)
Profibus	AB-PROFIBUS-1	1SFA899300R1001	
Devicenet	AB-DEVICENET-1	1SFA899300R1002	
Modbus-RTU	AB-MODBUS-RTU-1	1SFA899300R1003	
EtherNet/IP (1-port)	AB-ETHERNET-IP-1	1SFA899300R1005	Upon request
EtherNet/IP (2-port)	AB-ETHERNET-IP-2	1SFA899300R1006	
Modbus TCP (1-port)	AB-MODBUS-TCP-1	1SFA899300R1007	
Modbus TCP (2-port)	AB-MODBUS-TCP-2	1SFA899300R1008	
Profinet (2-port)	AB-PROFINET-2	1SFA899300R1010	

AFS contactors with front-mounted auxiliary contact blocks

Dedicated for safety applications

ABB's complete range of safety components make protection systems easier to build. Designed for machine safety applications, AFS contactors come with fixed

front auxiliary contact blocks, making them ideal for monitoring and controlling circuits. Mechanically linked and mirror contacts help make your system safer.



Safety and protection

Safety in all things

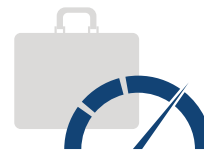
ABB's AFS contactors can be easily integrated in machine manufacturer's systems complying with main safety standards EN ISO 13849 and EN 62061 guaranteeing the safe use of your machinery and equipment. The AFS contactor range is an integral part of ABB's comprehensive range of safety products.



Continuous operation

Secure uptime

The AFS contactor secures system uptime. It allows direct control by relay outputs of safety PLCs and safety relays to ensure the safety performance customers require. A low energy auxiliary contact guarantees system status feedback.



Speed up your projects


Simplify design

Perfect design makes integration easier. ABB's distinctive yellow auxiliary contact block makes identifying the right product quicker. By reducing the contactor coil's power consumption, panels can also be made smaller and transformers more compact. In addition, all the safety data for the contactors are readily available using safety design tools.

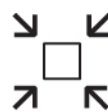
Note: Contact our nearest sales office for more information

M mini contactors and contactor relays

Reliability, always



The M contactors range is a performance-dimension optimized solution for all the purposes. Its high reliability, even in extreme conditions, combined to the small sizes and the safe connections lead to easy design and compact panels.



Space-saving

Small dimensions for big projects

The M range devices are a great solution when high performances are needed but the space is limited. The small dimensions of the products and the possibility to mount them side by side will maximize the cost efficiency of the cabinets without making compromises.



Reliability in extreme conditions

Made for all the applications

The technology used in the design of the contactors and the wide set of variants available guarantee reliability of operation with heavy working conditions as well. Instability of the network, high altitude and extreme temperatures will not be a limit anymore.




Optimum interface

Never without a solution

A wide set of coils is provided for matching all the requirements: pure AC or DC for very fast switching, with low energy consumption for direct control by PLC and with extended operating limits to face voltage fluctuations. A complete offer for realizing your projects.

M Mini contactors with screw connection



3 pole - AC operated

3 pole - DC operated

AC1 duty Amps	hP	kW	Aux. Contacts	Coil Voltage	Type code reference	Ordering code	L.P.(₹)	Coil Voltage	Type code reference	Ordering code	L.P.(₹)
20A	5	4	1NO	24	MC1A310AT1	1SAL102617R9901		12	MC1C310ATB	1SAL100210R9901	
20A	5	4	1NC	24	MC1A301AT1	1SAL102638R9901		12	MC1C301ATB	1SAL100220R9901	
20A	5	4	1NO	110..115	MC1A310ATJ	1SAL100213R9901		24	MC1C310ATD	1SAL100216R9901	
20A	5	4	1NC	110..115	MC1A301ATJ	1SAL100223R9901		24	MC1C301ATD	1SAL100226R9901	
20A	5	4	1NO	220..240	MC1A310ATN	1SAL100214R9901		24 with Diode	MC1C310ATDD	1SAL113312R9901	
20A	5	4	1NC	220..240	MC1A301ATN	1SAL100224R9901	Upon request	24 with Diode	MC1C301ATDD	1SAL113328R9901	Upon request
20A	7.5	5.5	1NO	24	MC2A310AT1	1SAL103577R9902		12	MC2C310ATB	1SAL103588R9902	
20A	7.5	5.5	1NC	24	MC2A301AT1	1SAL103569R9902		12	MC2C301ATB	1SAL103589R9902	
20A	7.5	5.5	1NO	110..115	MC2A310ATJ	1SAL103573R9902		24	MC2C310ATD	1SAL103584R9902	
20A	7.5	5.5	1NC	110..115	MC2A301ATJ	1SAL103565R9902		24	MC2C301ATD	1SAL103580R9902	
20A	7.5	5.5	1NO	220..240	MC2A310ATN	1SAL103574R9902		24 with Diode	MC2C310ATDD	1SAL101926R9902	
20A	7.5	5.5	1NC	220..240	MC2A301ATN	1SAL103566R9902		24 with Diode	MC2C301ATDD	1SAL101955R9902	

4 pole - AC operated

4 pole - DC operated

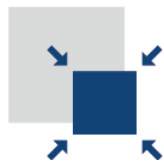
AC1 duty Amps	hP	kW	Main Pole	Coil Voltage	Type code reference	Ordering code	L.P.(₹)	Coil Voltage	Type code reference	Ordering code	L.P.(₹)
20A	5	4	4NO	24	MC1A400AT1	1SAL102986R9901		24	MC1C400ATWD	1SAL220344R9901	
20A	5	4	2NO+2NC	24	MC1AB00AT1	1SAL103007R9901		24	MC1CB00ATWD	1SAL220345R9901	
20A	5	4	4NO	110..115	MC1A400ATJ	1SAL100363R9901		110	MC1C400ATWJ	1SAL220342R9901	
20A	5	4	2NO+2NC	110..115	MC1AB00ATJ	1SAL100373R9901		110	MC1CB00ATWJ	1SAL220343R9901	
20A	5	4	4NO	220..240	MC1A400ATN	1SAL100364R9901		220	MC1C400ATWN	1SAL220340R9901	
20A	5	4	2NO+2NC	220..240	MC1AB00ATN	1SAL100374R9901	Upon request	220	MC1CB00ATWN	1SAL220341R9901	Upon request
20A	7.5	5.5	4NO	24	MC2A400AT1	1SAL101645R9902		24	MC2C400ATWD	1SAL101961R9902	
20A	7.5	5.5	2NO+2NC	24	MC2AB00AT1	1SAL101648R9902		24	MC2CB00ATWD	1SAL101965R9902	
20A	7.5	5.5	4NO	110..115	MC2A400ATJ	1SAL116184R9902		110	MC2C400ATWJ	1SAL101963R9902	
20A	7.5	5.5	2NO+2NC	110..115	MC2AB00ATJ	1SAL110548R9902		110	MC2CB00ATWJ	1SAL101967R9902	
20A	7.5	5.5	4NO	220..240	MC2A400ATN	1SAL116177R9902		220	MC2C400ATWN	1SAL100445R9902	
20A	7.5	5.5	2NO+2NC	220..240	MC2AB00ATN	1SAL135699R9902		220	MC2CB00ATWN	1SAL101968R9902	

Electronic compact starters: HF range

A compact solution with great functionality

ABB's electronic compact starter, up to 3 kW / 400 V, is a 22.5 mm wide product. Even though it is compact, it has, direct-on-line, reversed starting, motor overload

protection, and emergency stop all included. It is well suited for paper machines, conveyors or machine tools.



Space saving
Up to 90% less space required



Safety and protection
Integrated safety function



Easy to install
Up to 75% reduced time in wiring

HF range

Type	Ordering code	L.P.(₹)
HF0.6-DOL-24VDC	1SAT112000R1011	37,460
HF2.4-DOL-24VDC	1SAT122000R1011	37,460
HF9-DOL-24VDC	1SAT142000R1011	37,460
HF0.6-ROL-24VDC	1SAT115000R1011	41,200
HF2.4-ROL-24VDC	1SAT125000R1011	41,200
HF9-ROL-24VDC	1SAT145000R1011	41,200
HF0.6-DOLE-24VDC	1SAT113000R1011	46,200
HF2.4-DOLE-24VDC	1SAT123000R1011	46,200
HF9-DOLE-24VDC	1SAT143000R1011	46,200
HF0.6-ROLE-24VDC	1SAT116000R1011	49,940
HF2.4-ROLE-24VDC	1SAT126000R1011	49,940
HF9-ROLE-24VDC	1SAT146000R1011	49,940
HF9-R-VDC-24VDC	1SAT144000R1011	38,700

Limit switches



ABB limit switches are the easiest reliable way to convert mechanical movements into electrical signals. Use our wide offer to match your application.



Reliable in extreme conditions

Ready for anything

Plastic or metal casing limit switches are designed to operate in the most difficult environments. A high degree of protection up to IP67 and the positive contact opening, guarantee reliable operation.



Continuous operation

Keep your installation running 24 hours a day

Limit switches secure your uptime. Their high mechanical durability can handle up to 30 million operations with contacts that are mechanically linked to actuators.



Easy to install

Easy to use

Limit switches are easy to install and to use, thanks to their three different types of electrical connections and cable length, in order to satisfy every design specifications.

Limit switches

LS2..

Compact

30 mm width - Pre-wired

IP67 - Plastic casing - Double insulation

IP67 - Metal casing



LS3..

Standard

30 mm width - Cable inlet

IP65 - Plastic casing - Double insulation

IP66 - Metal casing



LS4..

Standard reinforced

40 mm width - Cable inlet

IP65 - Plastic casing - Double insulation

IP66 - Metal casing



Pilot devices

Pilot Devices Offering

ABB Pilot Devices offer both modular and compact range of pushbuttons. Both feature the same front-of-panel design and appear consistent when combined.

Modular range, features a wide range of operators that can be combined with high flexibility. The unique snap-on design promotes simple and fast assembly.

Compact range features an all-in-one construction and rugged design for added simplicity and ease of installation.



Modular range

Technical data compact range

Standard and approvals	
IEC / EN 60947-1	Low-voltage switchgear and controlgear - Part 1: General rules
IEC / EN 60947-5-1	Low-voltage switchgear and controlgear - Part 5-1: Control circuit devices and switching elements - Electromechanical control circuit devices
IEC / EN 60947-5-5	Low-voltage switchgear and controlgear - Part 5-5: Control circuit devices and switching elements - Electrical emergency stop device with mechanical latching function
IEC / EN 60073	Basic and safety principles for man-machine
IEC / EN 60529	Degrees of protection provided by enclosures (IP Code)
EN 50013	Low-voltage switchgear and controlgear for industrial use - Terminal marking and distinctive number for particular control switches
DIN 40050-9	Road vehicles; degrees of protection (IP-code); protection against foreign objects; water and contact; electrical equipment
UL 508	Industrial control equipment
CSA C22.2 No 14	Industrial control equipment

Environmental data

Degrees of protection

Pilot device:	IEC/EN DIN	UL/CSA
Pushbutton	IP66, IP67 and IP69K	Type 1, 3R, 4, 4X, 12, 13
Selector switch	IP66, IP67 and IP69K	Type 1, 3R, 4, 4X, 12, 13
Pilot light	IP66, IP67 and IP69K	Type 1, 3R, 4, 4X, 12, 13
Emergency stops	IP66, IP67 and IP69K	Type 1, 3R, 4, 4X, 12, 13
Terminals	IP20	

Temperature

Ambient temperature during operation	-25 to +70 °C
Storage temperature	-40 to +85 °C

Technical data

Cable connections

Operator	Cable terminal
Pushbutton	Plus-minus Pozidriv No. 2
Selector switch	Connectable area: min. 1 x 0.5 mm ² /1 x AWG22 max. 2 x 1.5 mm ² /2 x AWG14
Emergency stop	
Tightening torque	
Operators, M22	Min. 2 Nm / Max. 2.3 Nm
Pushbutton and selector switch	Cable terminals M3, 0.8 Nm
Pilot light	Cable terminals M3.5, 0.9 Nm
Emergency stop	Cable terminals M3, 0.8 Nm

Electrical data

Electrical ratings

Contacts

Ratings as per IEC 60947-5-1

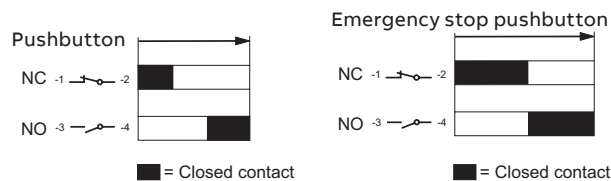
Rated insulation voltage, U _i	300 V	
Rated thermal current, I _{th}	5 A	
Rated operational current, I _e utilization category AC-15	at: 240 V	1 A
Rated operational current, I _e utilization category DC-13,	at: 24 V	0.3 A
	at: 125 V	0.2 A

Ratings as per UL, CSA, NEMA

	C300 AC	R300 DC
Rated insulation voltage	250 V	250 V
Rated thermal current	2.5 A	1 A
Rated operational current	at: 120 V 1.5 A at: 125 V 0.75 A at: 240 V 0.75 A at: 250 V	0.22 A 0.11 A

Short-circuit protection

Max. fuse at 1 kA	gG 10A
Make-and-break contacts	



LEDs (for both compact and modular)

Service life for LED's means number of service hours until the brightness has been reduced down 50 %. Service life: 50 000 h

White LEDs	x=0.31 Y=3.2 means the position of color in the ICI Chromaticity Diagram
Over voltage on LEDs	10 % over voltage is acceptable without affecting the service life
Voltage peaks on LEDs	Voltage peaks up to 1000 V Current peaks up to 500 mA during a few msec
Gloaming light	All integrated LEDs have a function built-in to cut leakage currents

Mechanical data

Mechanical life

Pushbuttons, selector switches	500,000 operations
Emergency stop pushbutton	50,000 operations

Pilot devices

Compact range

Order example:

Ex 1: Type CP1-10 ■-10, to order color red replace ■ with R: CP1-10 R-10

Ex 2: Ordering code 1SFA619100R101 □ To order color red replace □ with 1: 1SFA619100R1011 ■

Color codes						
	Red ●	Green ●	Yellow ●	Blue ●	White ○	Black ●
Type ■	R	G	Y	L	W	B
Ordering code □	1	2	3	4	5	6

Non-illuminated flush pushbutton



Non-illuminated flush Push-button with black plastic bezel

	Type	Pack size	Ordering code	L.P.(₹)
Momentary				
1 NO	CP1-10 □-10	1 X 10	1SFA619100R101 □	198
2 NO	CP1-10 □-20	1 X 10	1SFA619100R102 □	303
1 NC	CP1-10 □-01	1 X 10	1SFA619100R104 □	198
2 NC	CP1-10 □-02	1 X 10	1SFA619100R105 □	303
1 NO+1 NC	CP1-10 □-11	1 X 10	1SFA619100R107 □	303
Maintained				
1 NO	CP2-10 □-10	1 X 10	1SFA619101R101 □	290
2 NO	CP2-10 □-20	1 X 10	1SFA619101R102 □	330
1 NC	CP2-10 □-01	1 X 10	1SFA619101R104 □	278
2 NC	CP2-10 □-02	1 X 10	1SFA619101R105 □	330
1 NO+1 NC	CP2-10 □-11	1 X 10	1SFA619101R107 □	357

Non-illuminated extended pushbutton



Non-illuminated extended Push-button with black plastic bezel

	Type	Pack size	Ordering code	L.P.(₹)
Momentary				
1 NO	CP3-10 ■-10	1 X 10	1SFA619102R101 □	225
2 NO	CP3-10 ■-20	1 X 10	1SFA619102R102 □	330
1 NC	CP3-10 ■-01	1 X 10	1SFA619102R104 □	251
2 NC	CP3-10 ■-02	1 X 10	1SFA619102R105 □	330
1 NO+1 NC	CP3-10 ■-11	1 X 10	1SFA619102R107 □	357
Maintained				
1 NO	CP4-10 ■-10	1 X 10	1SFA619103R101 □	290
2 NO	CP4-10 ■-20	1 X 10	1SFA619103R102 □	330
1 NC	CP4-10 ■-01	1 X 10	1SFA619103R104 □	290
2 NC	CP4-10 ■-02	1 X 10	1SFA619103R105 □	343
1 NO+1 NC	CP4-10 ■-11	1 X 10	1SFA619103R107 □	382

Pilot devices

Compact range



Pilot light with integrated LED

Type	Pack size	Ordering code	L.P.(₹)
6.3V,DC			
CL2-506R	1 X 10	1SFA619403R5061 ■	
CL2-506G	1 X 10	1SFA619403R5062 ■	339
CL2-506iY	1 X 10	1SFA619403R5060 ■	
CL2-506L	1 X 10	1SFA619403R5064 ■	655
CL2-506C	1 X 10	1SFA619403R5068 ■	361
CL2-506A	1 X 10	1SFA619403R5069 ■	339
12V, DC			
CL2-501R	1 X 10	1SFA619403R5011 ■	
CL2-501G	1 X 10	1SFA619403R5012 ■	339
CL2-501iY	1 X 10	1SFA619403R5010 ■	
CL2-501L	1 X 10	1SFA619403R5014 ■	655
CL2-501C	1 X 10	1SFA619403R5018 ■	349
CL2-501A	1 X 10	1SFA619403R5019 ■	339
24VAC/DC			
CL2-502R	1 X 10	1SFA619403R5021	
CL2-502G	1 X 10	1SFA619403R5022	314
CL2-502iY	1 X 10	1SFA619403R5020	
CL2-502L	1 X 10	1SFA619403R5024	391
CL2-502C	1 X 10	1SFA619403R5028	314
CL2-502A	1 X 10	1SFA619403R5029	
48-60 VAC/ DC			
CL2-507R	1 X 10	1SFA619403R5071	
CL2-507G	1 X 10	1SFA619403R5072	302
CL2-507iY	1 X 10	1SFA619403R5070	
CL2-507L	1 X 10	1SFA619403R5074	540
CL2-507C	1 X 10	1SFA619403R5078	302
CL2-507A	1 X 10	1SFA619403R5079	
110-130 V, AC			
CL2-513R	1 X 10	1SFA619403R5131	
CL2-513G	1 X 10	1SFA619403R5132	339
CL2-513iY	1 X 10	1SFA619403R5130	
CL2-513L	1 X 10	1SFA619403R5134	632
CL2-513C	1 X 10	1SFA619403R5138	339
CL2-513A	1 X 10	1SFA619403R5139	

Pilot light with integrated LED

Type	Pack size	Ordering code	L.P.(₹)
110-130 V, DC			
CL2-515R	1 X 10	1SFA619403R5151	
CL2-515G	1 X 10	1SFA619403R5152	339
CL2-515iY	1 X 10	1SFA619403R5150	
CL2-515L	1 X 10	1SFA619403R5154	609
CL2-515C	1 X 10	1SFA619403R5158	339
CL2-515A	1 X 10	1SFA619403R5159	
220 V, DC			
CL2-520R	1 X 10	1SFA619403R5201	
CL2-520G	1 X 10	1SFA619403R5202	339
CL2-520iY	1 X 10	1SFA619403R5200	
CL2-520L	1 X 10	1SFA619403R5204	609
CL2-520C	1 X 10	1SFA619403R5208	339
CL2-520A	1 X 10	1SFA619403R5209	
230 V, AC			
CL2-523R	1 X 10	1SFA619403R5231	
CL2-523G	1 X 10	1SFA619403R5232	339
CL2-523iY	1 X 10	1SFA619403R5230	
CL2-523L	1 X 10	1SFA619403R5234	655
CL2-523C	1 X 10	1SFA619403R5238	339
CL2-523A	1 X 10	1SFA619403R5239	
380 -415 V, AC			
CL2-542R	1 X 10	1SFA619403R5421	
CL2-542G	1 X 10	1SFA619403R5422	349
CL2-542iY	1 X 10	1SFA619403R5420	
CL2-542L	1 X 10	1SFA619403R5424	655
CL2-542C	1 X 10	1SFA619403R5428	349
CL2-542A	1 X 10	1SFA619403R5429	
Rated voltage 230 V AC with 60 V anti-inductive voltage			
CL2-623R	1 X 10	1SFA619403R6231	
CL2-623G	1 X 10	1SFA619403R6232	386
CL2-623iY	1 X 10	1SFA619403R6230	
CL2-623L	1 X 10	1SFA619403R6234	665
CL2-623C	1 X 10	1SFA619403R6238	386

■ Stock items

Pilot devices

Compact range



Non-illuminated black selector switch with plastic bezel

Selector switch

	Type	Pack size	Ordering code	L.P. (₹)
Maintained / Two-positions				
1 NO	C2SS1-10B-10	1 X 10	1SFA619200R1016	501
2 NO	C2SS1-10B-20	1 X 10	1SFA619200R1026	552
1 NC	C2SS1-10B-01	1 X 10	1SFA619200R1046	501
2 NC	C2SS1-10B-02	1 X 10	1SFA619200R1056	552
1 NO+1 NC	C2SS1-10B-11	1 X 10	1SFA619200R1076	
Maintained / Two-positions				
1 NO	C2SS2-10B-10	1 X 10	1SFA619201R1016	501
2 NO	C2SS2-10B-20	1 X 10	1SFA619201R1026	552
1 NC	C2SS2-10B-01	1 X 10	1SFA619201R1046	501
2 NC	C2SS2-10B-02	1 X 10	1SFA619201R1056	552
1 NO+1 NC	C2SS2-10B-11	1 X 10	1SFA619201R1076	
Momentary / Two-positions				
1 NO	C2SS3-10B-10	1 X 10	1SFA619202R1016	474
2 NO	C2SS3-10B-20	1 X 10	1SFA619202R1026	552
1 NC	C2SS3-10B-01	1 X 10	1SFA619202R1046	474
2 NC	C2SS3-10B-02	1 X 10	1SFA619202R1056	552
1 NO+1 NC	C2SS3-10B-11	1 X 10	1SFA619202R1076	
Maintained / Three-positions				
2 NO	C3SS1-10B-20	1 X 10	1SFA619210R1026	552
2 NC	C3SS1-10B-02	1 X 10	1SFA619210R1056	
1 NO+1 NC	C3SS1-10B-11	1 X 10	1SFA619210R1076	
Momentary / Three-positions				
2 NO	C3SS2-10B-20	1 X 10	1SFA619211R1026	552
2 NC	C3SS2-10B-02	1 X 10	1SFA619211R1056	
1 NO+1 NC	C3SS2-10B-11	1 X 10	1SFA619211R1076	
Momentary / Three-positions				
2 NO	C3SS3-10B-20	1 X 10	1SFA619212R1026	552
2 NC	C3SS3-10B-02	1 X 10	1SFA619212R1056	
1 NO+1 NC	C3SS3-10B-11	1 X 10	1SFA619212R1076	

Emergency stop pushbutton - Red

Description	Type	Pack size	Ordering code	L.P.(₹)
Twist release				
1 NC Ø 30 mm	CE3T-10R-01	1	1SFA619500R1041 ■	357
2 NC Ø 30 mm	CE3T-10R-02	1	1SFA619500R1051	461
1NO+1NC Ø 30 mm	CE3T-10R-11	1	1SFA619500R1071	435
Pull release				
2 NC Ø 30 mm	CE3P-10R-02	1	1SFA619501R1051	435
1NO+1NC Ø 30 mm	CE3P-10R-11	1	1SFA619501R1071	526
Key release: Ronis 455, key code 71				
2 NC Ø 30 mm	CE3K1-10R-02	1	1SFA619502R1051	1,367
1NO+1NC Ø 30 mm	CE3K1-10R-11	1	1SFA619502R1071	
Twist release				
1 NC Ø 40 mm	CE4T-10R-01	1	1SFA619550R1041 ■	370
2 NC Ø 40 mm	CE4T-10R-02	1	1SFA619550R1051 ■	488
1NO+1NC Ø 40 mm	CE4T-10R-11	1	1SFA619550R1071 ■	
Pull release				
2 NC Ø 40 mm	CE4P-10R-02	1	1SFA619551R1051 ■	488
1NO+1NC Ø 40 mm	CE4P-10R-11	1	1SFA619551R1071	
Key release: Ronis 455, key code 71				
2 NC Ø 40 mm	CE4K1-10R-02	1	1SFA619552R1051	1,458
1NO+1NC Ø 40 mm	CE4K1-10R-11	1	1SFA619552R1071	



Non-illuminated emergency stop pushbutton, 30 mm



Non-illuminated emergency stop pushbutton, 40 mm

Pilot devices

Compact range



Non-illuminated machine stop pushbutton, pull release, 30 mm



Non-illuminated machine stop pushbutton, push release, 30 mm



Machine stop - Black

Description	Type	Pack size	Ordering code	L.P.(₹)
Twist release				
1NO+1NC Ø 30 mm	CE3T-10B-11	1	1SFA619500R1076	449
Pull release				
1NO+1NC Ø 30 mm	CE3P-10B-11	1	1SFA619501R1076	1,025
Key release: Ronis 455, Key code 71				
1NO+1NC Ø 30 mm	CE3K1-10B-11	1	1SFA619502R1076	1,443
Twist release				
1NO+1NC Ø 40 mm	CE4T-10B-11	1	1SFA619550R1076	449
Pull release				
1NO+1NC Ø 40 mm	CE4P-10B-11	1	1SFA619551R1076	1,025
Key release: Ronis 455, Key code 71				
1NO+1NC Ø 40 mm	CE4K1-10B-11	1	1SFA619552R1076	1,433

Buzzer

Description	Sound output	Rated current mA	Type	Pack size	Ordering code	L.P.(₹)
Rated voltage 24 V, AC/DC						
● Black	Continuous	40	CB1-620B	1	1SFA619600R6206	2,049
● Black	Pulsation	48	CB1-630B	1	1SFA619600R6306	
Rated voltage 230 V, AC						
● Black	Continuous	40	CB1-623B	1	1SFA619600R6236	2,049
● Black	Pulsation	40	CB1-633B	1	1SFA619600R6336	
Rated voltage 110-130 V, DC						
● Black	Continuous	15	CB1-622B	1	1SFA619600R6226	2,049
● Black	Pulsation	15	CB1-632B	1	1SFA619600R6326	
Rated voltage 110-130 V, AC						
● Black	Continuous	40	CB1-621B	1	1SFA619600R6216	2,049
● Black	Pulsation	45	CB1-631B	1	1SFA619600R6316	

Assembled compact emergency stop enclosures



Description	Type	Pack size	Ordering code	L.P.(₹)
1-seat plastic enclosure (yellow)				
■ □ Twist release. Red button 2 NC	CEPY1-1001	1	1SFA619821R1001	6,276
■ □ Pull release. Red button 2 NC	CEPY1-1002	1	1SFA619821R1002	
Emergency stop enclosure with shroud				
■ □ Twist release. Red button 2 NC	CEPY1-2002	1	1SFA619821R2002	6,722
■ □ Pull release. Red button 2 NC	CEPY1-2001	1	1SFA619821R2001	
1-seat plastic enclosure with black mushroom pushbutton (dark grey)				
■ □ Twist release. Black button 1 NO + 1 NC	CEP1-1001	1	1SFA619811R1001	5,068
■ □ Pull release. Black button 1 NO + 1 NC	CEP1-1002	1	1SFA619811R1002	2,837
Machine stop enclosure with shroud				
■ □ Twist release. Black button 1 NO + 1 NC	CEP1-2001	1	1SFA619811R2001	5,568
■ □ Pull release. Black button 1 NO + 1 NC	CEP1-2002	1	1SFA619811R2002	3,323

■ Stock items

Pilot devices

Technical data modular range

Standard and approvals

IEC / EN 60947-1	Low-voltage switchgear and controlgear - Part 1: General rules
IEC / EN 60947-5-1	Low-voltage switchgear and controlgear - Part 5-1: Control circuit devices and switching elements - Electromechanical control circuit devices
IEC / EN 60947-5-5	Low-voltage switchgear and controlgear - Part 5-5: Control circuit devices and switching elements - Electrical emergency stop device with mechanical latching function
IEC / EN 60073	Basic and safety principles for man-machine interface, marking and identification - Coding principles for indicators and actuators
IEC / EN 60529	Degrees of protection provided by enclosures (IP Code)
EN 50013	Low-voltage switchgear and controlgear for industrial use - Terminal marking and distinctive number for particular control switches
UL 508	Industrial control equipment
CSA C22.2 No 14	Industrial control equipment

Environmental data

Degrees of protection

Operators	IEC/EN	UL/CSA
Pushbutton	IP 66	Type 1, 3R, 4, 4X, 12, 13
Double pushbutton	IP 66	Type 1, 3R, 4, 4X, 12, 13
Mushroom	IP 66	Type 1, 3R, 4, 4X, 12, 13
Emergency stop	IP 66	Type 1, 3R, 4, 4X, 12, 13
Selector switch	IP 66	Type 1, 3R, 4, 4X, 12, 13
Key operated selector switch	IP 66	Type 1, 3R, 4, 4X, 12
Toggle switch	IP 66	Type 1, 3R, 4, 4X, 12, 13
Extreme duty pushbutton	-	Type 1, 3R, 4, 4X
Reset button	IP 66	Type 1, 3R, 4, 4X, 12, 13
Joystick	IP 66, 67, 69K	Type 1, 4X (indoor), 12, 13
Pilot lights	IP 66	Type 1, 3R, 4, 4X, 12, 13
Buzzer	IP 65	Type 4X
Potentiometer	IP 66	Type 1, 3R, 4, 4X, 12, 13
Contact block and transformer block	IP 20	-
Plastic enclosures	IP 66	Type 1, 3R, 4, 4X, 12, 13
Metallic enclosures	IP 66, 67, 69K	-

Temperature

Ambient temperature during operation	-25 to +70 °C
Storage temperature	-40 to +85 °C

Technical data

Terminals	
Plus-minus Pozidriv No.2 screw with DIN-washer	
Connectable area	min. 1 x 0.5 mm ² AWG 20 max. 2 x 2.5 mm ² /2 x AWG14

Tightening torque

Operators, M22	Min. 2 Nm / Max. 2.3 Nm
Cable terminals	0.9 Nm
Recommended maximum number of blocks: 6	

Electrical data

Standards contact blocks	
Mechanical endurance	10 million operations
Self-cleaning contacts of silver, NC contact with positive opening. At voltages and currents below 24 V and 5.6 mA, we recommend our micro switch blocks or as an alternative, gold plated contacts.	

Ratings as per IEC 60947-5-1

Rated insulation voltage, U _i	690 V	
Rated thermal current, I _{th}	10 A	
Rated operational current, I _e utilization category AC 15,	at: 120 V	8 A
	at: 230 V	6 A
	at: 400 V	4 A
	at: 690 V	2 A
Rated operational current, I _e utilization category DC 13,	at: 24 V	5 A
	at:125 V	1.1 A
	at: 250 V	0.55 A

Ratings as per UL, CSA, NEMA

	A600 AC	Q600 DC
Rated insulation voltage	600 V	600 V
Rated thermal current	10 A	2.5 A
Rated operational current	at: 120 V	6 A
	at: 240 V	3 A
	at: 480 V	1.5 A
	at: 600 V	1.2 A
	at: 125 V	0.55 A
	at: 250 V	0.27 A
	at: 480 V	0.10 A
	at: 600 V	0.10 A

Contact resistance

< 25 mΩ

Compulsory function test

at: 5V, 16 mA

Micro switch block / ratings as per IEC 60947-5-1

Rated insulation voltage, U _i	125 V	
Rated thermal current, I _{th}	3 A	
Rated operational current, I _e utilization category AC 14,	at: 125 V	0.5 A
	at: 24 V	0.3 A
Rated operational current, I _e utilization category DC 13,	at: 24 V	0.1 A
	at: 24 V	0.1 A
Minimum switching capacity	3 V DC	1 mA

Ratings as per UL 508

125 V AC	3 A
60 V DC	0.2 A
48 V DC	0.1 A

Short circuit protection

Max. fuse at 1 kA	gG 16A
-------------------	--------

Note: LEDs see technical data compact range

Mechanical data

Mechanical life	
Pushbuttons, momentary mushroom	2 million operations
Selector switches. Present standard (no operation of center contact)	500,000 operations
With operation of center contact	250,000 operations
	150,000 operations
Maintained mushroom, pushbutton, key operated selector switch and double pushbutton	500,000 operations
Emergency stop	100,000 operations
Toggle switch	1 million operations

Pilot devices

Modular range

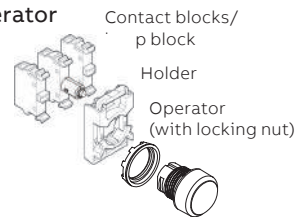


Modular product features

- Widest range of integrated LEDs on the market
- Parts of Range IP 66, 67, 69K
- All range & UL Type 1, 3R, 4, 4X, 12, 13
- Snap-on feature reduces installation time
- Quick release contact holder
- Several bezel colors
- Unique low energy solutions, including wiping action

How to order standard operators:

- Non- illuminated operator + holder
- + contact block(s)
- Illuminated operator + holder
- + contact block(s)
- + lamp block



*Only for illuminated operator

How to order Bezel:

Bezel options	Type	Ordering code
Black plastic	MPX-10X	1SFA611 10X R1XXX

Color codes

	Red ●	Green ●	Yellow ●	Blue ●	White ○	Black ●	Clear ○
Type ■	R	G	Y	L	W	B	C
Ordering code □	1	2	3	4	5	6	8

Ordering example:

Ex 1: Type MP1-10■, to order color red replace ■ with R: MP1-10R

Ex 2: Ordering code 1SFA611100R1001 n, to order color red replace □ with 1: 1SFA619100R1001

Operator : Flush button Non-illuminated push button

Type	Pack size	Ordering code	L.P. (₹)
Momentary	MP1-10 ■	1SFA611100R100 □	106
Maintained	MP2-10 ■	1SFA611101R100 □	159

Operator : Extended button Non-illuminated push button

Momentary	MP3-10 ■	1SFA611102R100 □	159
Maintained	MP4-10 ■	1SFA611103R100 □	159

Color codes

	Red ●	Green ●	Yellow ●	Blue ●	White ○	Black ●	Clear ○
Type ■	R	G	Y	L	W	B	C
Ordering code □	1	2	3	4	5	6	8

Type	Pack size	Ordering code	L.P. (₹)
------	-----------	---------------	----------

Operator : Flush button illuminated push button

Momentary	MP1-11■	1SFA611100R110 □	146
	MP1-11AN	1SIN611100R1109	146
Maintained	MP2-11■	1SFA611101R110 □	186
	MP2-11AN	1SIN611101R1109	

Operator : Extended button illuminated push button


Momentary	MP3-11■	1SFA611102R110 □	
	MP3-11AN	1SIN611102R1109	
Maintained	MP4-11■	1SFA611103R110 □	186
	MP4-11AN	1SIN611103R1109	

Note:

1. Integrated LED block to be considered from MLBL range of suitable voltage from page no. 109

Separate holder

Holders for three blocks	MCBH-00	1 X 10	1SFA611605R1100	54
Contact blocks only (without holder)				
1 NO	MCB-10	1 X 10	1SFA611610R1001 ■	119
1 NC	MCB-01	1 X 10	1SFA611610R1010 ■	119



Blocks and holder

■ Stock items

Pilot devices

Modular range



LED lamp block with built-in leakage current protection

Operator : Pilot lights

	Type	Pack size	Ordering code	L.P.(₹)
● Red	ML1-100R	1 X 10	1SFA611400R1001 ■	119
● Green	ML1-100G	1 X 10	1SFA611400R1002 ■	
● Yellow	ML1-100Y	1 X 10	1SFA611400R1003 ■	
● Blue	ML1-100L	1 X 10	1SFA611400R1004	
○ White	ML1-100W	1 X 10	1SFA611400R1005	
● Amber	ML1-100AN	1 X 10	1SIN611400R1009	

Separate holder

	Type	Pack size	Ordering code	L.P.(₹)
Holders for three blocks	MCBH-00	1 X 10	1SFA611605R1100 ■	54

Lamp blocks with integrated LED

Rated voltage 24 V, AC/DC

	Type	Pack size	Ordering code	L.P.(₹)
● Red	MLBL-01R	1 X 10	1SFA611621R1011 ■	251
● Green	MLBL-01G	1 X 10	1SFA611621R1012 ■	
● Yellow	MLBL-01YN	1 X 10	1SIN611621R1013	579
● Blue	MLBL-01L	1 X 10	1SFA611621R1014 ■	
○ White	MLBL-01W	1 X 10	1SFA611621R1015 ■	278
● Amber	MLBL-01A	1 X 10	1SFA611621R1016	

Rated voltage 110-130 V, AC

	Type	Pack size	Ordering code	L.P.(₹)
● Red	MLBL-04R	1 X 10	1SFA611621R1041	251
● Green	MLBL-04G	1 X 10	1SFA611621R1042	
● Yellow	MLBL-04YN	1 X 10	1SIN611621R1043	552
● Blue	MLBL-04L	1 X 10	1SFA611621R1044	
○ White	MLBL-04W	1 X 10	1SFA611621R1045	278
● Amber	MLBL-04A	1 X 10	1SFA611621R1046	

Rated voltage 110-130 V, DC

	Type	Pack size	Ordering code	L.P.(₹)
● Red	MLBL-05R	1 X 10	1SFA611621R1051	251
● Green	MLBL-05G	1 X 10	1SFA611621R1052	
● Yellow	MLBL-05YN	1 X 10	1SIN611621R1053	579
● Blue	MLBL-05L	1 X 10	1SFA611621R1054	
○ White	MLBL-05W	1 X 10	1SFA611621R1055	278
● Amber	MLBL-05A	1 X 10	1SFA611621R1056	

Rated voltage 220 V, DC

	Type	Pack size	Ordering code	L.P.(₹)
● Red	MLBL-06R	1 X 10	1SFA611621R1061	251
● Green	MLBL-06G	1 X 10	1SFA611621R1062	
● Yellow	MLBL-06YN	1 X 10	1SIN611621R1063	579
● Blue	MLBL-06L	1 X 10	1SFA611621R1064	
○ White	MLBL-06W	1 X 10	1SFA611621R1065	251
● Amber	MLBL-06A	1 X 10	1SFA611621R1066	

Rated voltage 230 V, AC

	Type	Pack size	Ordering code	L.P.(₹)
● Red	MLBL-07R	1 X 10	1SFA611621R1071	251
● Green	MLBL-07G	1 X 10	1SFA611621R1072 ■	
● Yellow	MLBL-07YN	1 X 10	1SIN611621R1073	565
● Blue	MLBL-07L	1 X 10	1SFA611621R1074 ■	
○ White	MLBL-07W	1 X 10	1SFA611621R1075	251
● Amber	MLBL-07A	1 X 10	1SFA611621R1076	

Note: 48 V AC/DC, 60 V AC/DC, 380 V AC and 415 V AC L.P.(₹)S will be available upon request

■ Stock items

Pilot devices

Modular range



Operator : Emergency stop pushbutton - Red

	Type	Pack size	Ordering code	L.P.(₹)
Ø 30 mm / Non-illuminated				
Twist release	MPET3-10R	1	1SFA611520R1001	684
Pull release	MPEP3-10R	1	1SFA611521R1001	
Key release code 71/Ronis 455	MPEK3-11R	1	1SFA611522R1101	
Key release code 72/ Ronis 421	MPEK3-12R	1	1SFA611522R1201	1,301
Key release code 73/ Ronis 3433-E	MPEK3-13R	1	1SFA611522R1301	
Ø 40 mm / Non-illuminated				
Twist release	MPET4-10R	1	1SFA611523R1001	592
Pull release	MPEP4-10R	1	1SFA611524R1001	1,236
Key release code 71/Ronis 455	MPEK4-11R	1	1SFA611525R1101	1,262
Key release code 72/ Ronis 421	MPEK4-12R	1	1SFA611525R1201	
Key release code 73/ Ronis 3433-E	MPEK4-13R	1	1SFA611525R1301	
Ø 60 mm / Non-illuminated				
Twist release	MPMT4-10R	1	1SFA611513R1001	1051
Pull release	MPMP4-10R	1	1SFA611514R1001	855
Ø 40 mm / Illuminated				
Twist release	MPMT3-11R	1	1SFA611510R1101 ■	998
Pull release	MPMP3-11R	1	1SFA611511R1101	816
Ø 60 mm / Illuminated				
Twist release	MPMT4-11R	1	1SFA611513R1101	1,380
Pull release	MPMP4-11R		1SFA611514R1101	1,090

Refer holder and contact block configuration for standard operator from page no. 110



Operator : Machine stop pushbutton - Black

	Type	Pack size	Ordering code	L.P.(₹)
Ø 30 mm				
Twist release	MPET3-10B	1	1SFA611520R1006	697
Pull release	MPEP3-10B	1	1SFA611521R1006	
Key release	MPEK3-10B	1	1SFA611522R1106	
Ø 40 mm				
Twist release	MPET4-10B	1	1SFA611523R1006	697
Pull release	MPEP4-10B	1	1SFA611524R1006	

Refer holder and contact block configuration for standard operator from page no. 110



Operator : Double pushbutton

	Type	Pack size	Ordering code	L.P.(₹)
● Upper ● Lower				
Extended lower button / Non-illuminated				
I / O	MPD13-11B	1	1SFA611142R1106	724
START / STOP	MPD15-11B	1	1SFA611144R1106	
● Upper ● Lower				
Extended lower button / Illuminated				
I / O	MPD13-11C	1	1SFA611142R1108	1078
START / STOP	MPD15-11C	1	1SFA611144R1108	
● Upper ● Lower				
○ Upper Extended lower button / ● Lower Non-illuminated				
I / O	MPD17-11B	1	1SFA611146R1106	724

Refer holder and contact block configuration for standard operator

■ Stock items

Pilot devices

Modular range



Operator: non-illuminated black two-position selector switch

Type	Pack size	Ordering code	L.P.(₹)
Maintained / Short handle			
M2SS1-10B	1	1SFA611200R1006	474
Maintained / Short handle			
M2SS2-10B	1	1SFA611201R1006	474
Momentary / Short handle, spring return from C to B			
M2SS3-10B	1	1SFA611202R1006	488
Maintained / Long handle			
M2SS4-10B	1	1SFA611203R1006	1,407
Maintained / Long handle			
M2SS5-10B	1	1SFA611204R1006	1,407
Momentary / Long handle, spring return from C to B			
M2SS6-10B	1	1SFA611205R1006	1,433

Refer holder and contact block configuration for standard operator

Operator: non-illuminated black three-position selector switch

Type	Pack size	Ordering code	L.P.(₹)
Maintained / Short handle			
M3SS1-10B	1	1SFA611210R1006	474
Momentary / Short handle, spring return from A to B and C to B			
M3SS2-10B	1	1SFA611211R1006	488
Momentary / Short handle, spring return from C to B			
M3SS3-10B	1	1SFA611212R1006	488
Momentary / Short handle, spring return from A to B			
M2SS7-10B	1	1SFA611216R1006	488
Maintained / Long handle			
M3SS4-10B	1	1SFA611213R1006	1,407
Momentary / Long handle, spring return from A to B and C to B			
M3SS5-10B	1	1SFA611214R1006	1,433
Momentary / Long handle, spring return from C to B			
M3SS6-10B	1	1SFA611215R1006	1,787
Momentary / Long handle, spring return from A to B			
M2SS8-10B	1	1SFA611217R1006	1,314

Refer holder and contact block configuration for standard operator

Operator: non-illuminated black three-position selector switch with operation of center position

Type	Pack size	Ordering code	L.P.(₹)
Short handle			
M3SSC1-10B	1	1SFA611250R1006	
M3SSC2-10B	1	1SFA611251R1006	
M3SSC3-10B	1	1SFA611252R1006	513
M3SSC7-10B	1	1SFA611256R1006	
Long handle			
M3SSC4-10B	1	1SFA611253R1006	
M3SSC5-10B	1	1SFA611254R1006	1,484
M3SSC6-10B	1	1SFA611255R1006	

Refer holder and contact block configuration for standard operator

■ Stock items

Pilot devices

Modular range



Operator : Key operated selector switch - Black

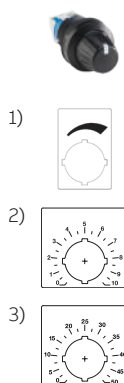
Type	Pack size	Ordering code	L.P.(₹)
Maintained / Two positions (The key can be removed in both position)			
71/Ronis 455 M2SSK1-101	1	1SFA611280R1001	1,090
72/Ronis 421 M2SSK1-102	1	1SFA611280R1002	
73/Ronis 3433-E M2SSK1-103	1	1SFA611280R1003	
Random selection* M2SSK1-104	1	1SFA611280R1004	
Maintained / Two positions (The key can be removed in position B only)			
71/Ronis 455 M2SSK2-101	1	1SFA611281R1001	1,078
72/Ronis 421 M2SSK2-102	1	1SFA611281R1002	
73/Ronis 3433-E M2SSK2-103	1	1SFA611281R1003	
Random selection* M2SSK2-104	1	1SFA611281R1004	
Momentary / Two positions, spring return from C to B (The key can be removed in position B only)			
71/Ronis 455 M2SSK3-101	1	1SFA611282R1001	1,196
72/Ronis 421 M2SSK3-102	1	1SFA611282R1002	
73/Ronis 3433-E M2SSK3-103	1	1SFA611282R1003	
Random selection* M2SSK3-104	1	1SFA611282R1004	

Refer holder and contact block configuration for standard operator

Operator : Key operated selector switch - Black

Type	Pack size	Ordering code	L.P.(₹)
Maintained / Three positions (The key can be removed in both position)			
71/Ronis 455 M3SSK1-101	1	1SFA611283R1001	1,090
72/Ronis 421 M3SSK1-102	1	1SFA611283R1002	
73/Ronis 3433-E M3SSK1-103	1	1SFA611283R1003	
Random selection* M3SSK1-104	1	1SFA611280R1004	
Maintained / Three positions (The key can be removed in position B only)			
71/Ronis 455 M3SSK2-101	1	1SFA611284R1001	1,090
72/Ronis 421 M3SSK2-102	1	1SFA611284R1002	
73/Ronis 3433-E M3SSK2-103	1	1SFA611284R1003	
Random selection* M3SSK2-104	1	1SFA611284R1004	
Momentary / Three positions, spring return from C to B (The key can be removed in position B only)			
71/Ronis 455 M3SSK3-101	1	1SFA611285R1001	1,196
72/Ronis 421 M3SSK3-102	1	1SFA611285R1002	
73/Ronis 3433-E M3SSK3-103	1	1SFA611285R1003	
Random selection* M3SSK3-104	1	1SFA611285R1004	

Refer holder and contact block configuration for standard operator



Potentiometer - Black

Type	Pack size	Ordering code	L.P.(₹)
with resistor 5 kohm			
Black plastic MT-105B	1	1SFA611410R1056	5,739
with resistor 10 kohm			
Black plastic MT-110B	1	1SFA611410R1106	5,739
with resistor 50 kohm			
Black plastic MT-150B	1	1SFA611410R1506	6,460

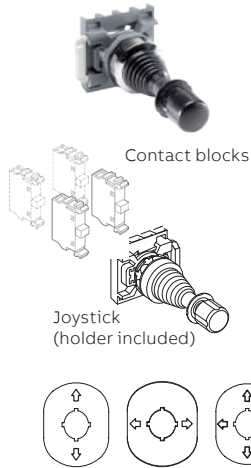
Toggle switch* - Black

Type	Pack size	Ordering code	L.P.(₹)
Maintained / Two-positions			
Black plastic MTS1-10B	1	1SFA611300R1006	1,025
Momentary / Three-positions			
Black plastic MTS2-10B	1	1SFA611301R1006	1,328
Maintained / Three-positions			
Black plastic MTS3-10B	1	1SFA611302R1006	1,025

Pilot devices

Modular range


• Joystick (holder included)
+ contact blocks



Joystick - Black

	Type	Pack size	Ordering code	L.P.(₹)
Maintained				
2 - position	MJS1-60B	1	1SFA611701R6006	5,554
4 - position	MJS5-60B	1	1SFA611705R6006	6,106
Spring return				
2 - position	MJS2-60B	1	1SFA611702R6006	5,554
4 - position	MJS6-60B	1	1SFA611706R6006	6,106
Maintained / Latching function				
2 - position	MJS7-60B	1	1SFA611707R6006	6,106
4 - position	MJS11-60B	1	1SFA611711R6006	7,051
Spring return / Latching function				
2 - position	MJS8-60B	1	1SFA611708R6006	6,106
4 - position	MJS12-60B	1	1SFA611712R6006	7,051
Legend plates for joystick				
2 - position	MA6-1240	1	1SFA611930R1240	
2 - position	MA6-1241	1	1SFA611930R1241	488
4 - position	MA6-1242	1	1SFA611930R1242	

Refer holder and contact block configuration for standard operator



Micro switch blocks

Description	Type	Pack size	Ordering code	L.P.(₹)
1 NO	MCBL-10	1	1SFA611612R1010	
1 NC	MCBL-01	1	1SFA611612R1001	868

Extreme duty pushbutton

	Type	Pack size	Ordering code	L.P.(₹)
● ● ●	For Ø 30 mm mounting hole			
	KP6-40 ■	1	1SFA616105R400 □	2,326

Refer contact block configuration for standard operator



Reset pushbutton

	Type	Pack size	Ordering code	L.P.(₹)
● ○	With shaft			
No text	KPR3-100 ■	1	1SFA616162R100 □	736
● ○	Without shaft			
No text	KPR1-100 ■	1	1SFA616160R100 □	565
● ○	Accessories: Shaft (black)			
No text	KA1-8046	1	1SFA616920R8046	238

Accessories

	Type	Pack size	Ordering code	L.P.(₹)	
	Mounting tool	MA1-8015	1	1SFA611920R8015	526
	Membrane of silicone flush button	KA1-8052	1	1SFA611920R8052	343
	Membrane of silicone extended button	KA1-8002	1	1SFA611920R8002	619
	Locking nut	MA1-8019	1	1SFA611920R8019	395

*Spacer is needed when legendplates are not used in plastic enclosures



Pilot devices Enclosures



Empty enclosures



Shroud



DIN-rail adaptor

Empty plastic enclosures for modular and compact range				
Description	Type	Pack size	Ordering code	L.P.(₹)
■ □ 1-seat	MEPY1-0	1	1SFA611821R1000	2,928
■ □ 1-seat	MEP1-0	1	1SFA611811R1000	2,877
■ □ 2-seat	MEP2-0	1	1SFA611812R1000	2,653
■ □ 3-seat	MEP3-0	1	1SFA611813R1000	3,756
■ □ 4-seat	MEP4-0	1	1SFA611814R1000	5,082
■ □ 6-seat	MEP6-0	1	1SFA611816R1000	7,733
Shroud for modular range push button operator				
■ Yellow	MA1-8053	1	1SFA611920R8053	855
■ Grey	MA1-8128	1	1SFA611920R8128	2,469
Empty enclosures for compact range				
■ □ Yellow/Light grey	CEPY1-0	1	1SFA619821R1000	2,495
■ □ Dark grey/Light grey	CEP1-0	1	1SFA619811R1000	2,049
Shroud for compact range push buttons				
■ Yellow	CA1-8053	1	1SFA619920R8053	540
■ Grey	CA1-8054	1	1SFA619920R8054	540
DIN-Rail adaptor				
DIN-Rail adaptor	MA1-8131	1	1SFA611920R8131	1,484

Electronic products and relays

The product range



Time relays, CT range

Four ranges of electronic timers provide timing functions for all applications: the CT-X immersing market range timers offers 1c/o version in 17.5 mm housing; CT-D range with a width of just 17.5 mm offers compact yet an effective solution for the building segment ; the CT-C range, the ideal solution for several applications; the CT-S range has both screw and push-in type of connection terminals and is ideally suited for universal use. The CT range has a wide variety of timing functions (from ON or OFF delay to star-delta changeover). The time relays are available with output relays, solid-state outputs and precise direct time adjustment.



Measuring and monitoring relays, CM range

State-of-the-art monitors for single and three-phase systems. Monitoring of: voltage, current, frequency, power factor (motor load), thermistors, temperature, liquid level, insulation resistance, and grid feeding. ABB has one of the world's widest product ranges of measuring and monitoring relays. The CM range is a key product line of the EPR range.



Power supplies, CP range

Modern power supply units are a vital component in most areas of energy management and automation technology. As your global partner in this area, ABB pays close attention to corresponding requirements. Innovation is the key to the substantial enlargement of our power supply product range. ABB offers four different product lines for single and three-phase supplies, output voltages 5/12/24 and 48 VDC in plastic and metal enclosure, as well as various accessories.



Interface relays and optocouplers, CR range and R600

Interface relays and optocouplers are widely used in various industrial applications. As an interface, they link the controller, e.g. PLC (programmable logic controller), PC or field bus systems to the sensor/ actuator level. Here, they have various functions: switching AC or DC loads with different resistive, inductive and capacitive parts, switching voltages from a few mV up to 250 V, switching currents from a few mA up to 16 A, amplification of weak control signals, electrical isolation of control and load circuits, and signal multiplying.



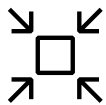
Temperature monitoring relays CM-TCS & CM-TCN

Monitor overtemperature, undertemperature, or temperatures between two threshold values (window monitoring) with PT100 sensor. As soon as the temperature falls below or exceeds the threshold value, the output relays change their positions according to the configured functionality and the front-face LEDs display the current status. Regardless of the selected configuration, the device is monitoring its measuring circuit for interrupted wires or short circuits.

CT-X Time Relays **NEW**

CT-X The Immerring Market Range

Space savings



Cost effective solution



- 22% space savings compared to other time relays
- 1 c/o versions in 17.5 mm wide housing
- 75% less order codes which leads to a stock resuction compared to other ranges
- Giving you the confidence of world-wide sourcing - no matter where you build, install or operate your equipment
- LED for status indication
- Pre-and fine adjustment of the timing range

- **CT-ERX.14 (ON-delay)**
- **CT-AHX.14 (OFF-delay)**
- **CT-SDX.25 (Stat-Delta)**



Function	Rated control supply voltage	Time Range	Output	Type	Ordering code	L.P. (₹)
Time relay, ON-delay	240 VAC, 50Hz 24 V DC/AC, 50Hz	0.3 s to 30 h	1 CO	CT-ERX.14	1SVR507100R2000	1,980
Time relay, OFF-delay	240 VAC, 50Hz 24 V DC/AC, 50Hz	0.3 s to 30 h	1 CO	CT-AHX.14	1SVR507110R2000	2,120
Time relay, star-delta	240 VAC, 50Hz	3 s to 120 s	1 NO + 1 NO	CT-SDX.25	1SVR507210R4100	2,170

ABB CT-C Product Portfolio



CT-MFC.12

2CDC251030V00018



CT-ERC.22

2CDC251029V00018

Ordering details

Timing function	Rated control supply voltage	Time ranges	Control input	Output	Type	Order code	LP.(₹)
Multi ¹⁾	12-240 V AC/DC	7 (0.05 s-100 h)	*	Solid Sate	CT-MKC.31	1SVR508010R1300	5,210
Multi ¹⁾	24-240 V AC 24-48 V DC		*	1C/O	CT-MFC.12	1SVR508020R0000	4,760
Multi ¹⁾	12-240 V AC/DC		*	2C/O	CT-MFC.21	1SVR508020R1100	13,220
Dual ²⁾	24-240 V AC 24-48 V DC	7 (0.05 s-10 min)	-	1C/O	CT-ARC.12	1SVR508120R0000	5,210
ON-delay			-	1C/O	CT-ERC.12	1SVR508100R0000	3,880
			-	2C/O	CT-ERC.22	1SVR508100R0100	7,660
OFF-delay		7 (0.05 s-100 h)	-	1C/O	CT-AHC.12	1SVR508110R0000	4,530
			-	2C/O	CT-AHC.22	1SVR508110R0100	8,200
Impulse-ON	24-240 V AC		*		CT-VWC.12	1SVR508130R0000	6,870
Flasher ³⁾	24-48 V DC		*	1C/O	CT-EBC.12	1SVR508150R0000	5,030
Pulse generator		2x7 (0.05 s-100 h)	-		CT-TGC.12 ⁴⁾	1SVR508160R0000	8,270
			-	2C/O	CT-TGC.22 ⁴⁾	1SVR508160R0100	9,940
Star-delta changeover		2x7 (0.05 s-100 h)	*	2N/O	CT-SDC.22 ⁵⁾	1SVR508211R0100	5,210
			*		CT-SAC.22 ⁶⁾	1SVR508210R0100	5,390

¹⁾ Functions: ON-delay, OFF-delay with auxiliary voltage, Impulse-ON, Impulse-OFF with auxiliary voltage, Flasher starting with ON, Flasher starting with OFF, Pulse former

²⁾ OFF-delay without aux. voltage (True OFF-delay), True Impulse-OFF

³⁾ Flasher starting with ON, Flasher starting with OFF

⁴⁾ ON and OFF times adjustable independently: 2 x 7 time ranges 0.05 s - 100 h

⁵⁾ Transition time 50 ms fixed

⁶⁾ Transition time adjustable

*Control input with voltage-related triggering_No triggering

ABB CT-S Product Portfolio



Type	Rated control supply voltage	Time range	Ordering code	L.P. (₹)
CT-MFS.21S	24-240 V AC/DC	10 (0.05 s- 300 h)	1SVR730010R0200	19,170

CT-ERS.22: ON-delay (accumulative), 2 c/o

Type	Rated control supply voltage	Time range	Ordering code	L.P. (₹)
CT-ERS.22S	24-48 V DC, 24-240 V AC	10 (0.05 s- 300 h)	1SVR730100R3300	11,770

Electronic products and relays

Measuring and monitoring relays



Single and three phase monitoring relays for phase failure detection

Type	Rated control supply voltage = measuring voltage		Ordering code	L.P.(₹)
CM-PBE	3x380-440 V AC, 220-240 V AC	With neutral monitoring	1SVR550881R9400	9,490
CM-PBE	3x380-440 V AC	Without neutral monitoring	1SVR550882R9500	9,490



Single and three phase monitoring relays for over / undervoltage and phase failure detection

Type	Rated control supply voltage = measuring voltage		Ordering code	L.P.(₹)
CM-PVE	3x320-460 V AC, 185-265 V AC	With neutral monitoring	1SVR550870R9400 ■	9,220
CM-PVE	3x320-460 V AC	Without neutral monitoring	1SVR550871R9500	9,220



Three phase monitoring relays for phase sequence monitoring and phase failure detection

Type	Rated control supply voltage = measuring voltage		Ordering code	L.P.(₹)
CM-PFS.S	3x200-500 V AC		1SVR730824R9300	7,010



Three phase monitoring relays for over and undervoltage with adjustable threshold values

Type	Rated control supply voltage = measuring voltage		Ordering code	L.P.(₹)
CM-PVS.31P	3x160-300 V AC		1SVR740794R1300	31,900
CM-PVS.31S			1SVR730794R1300	26,330
CM-PVS.41P	3x300-500 V AC		1SVR740794R3300	34,080
CM-PVS.41S			1SVR730794R3300	28,400



Three phase monitoring relays for phase unbalance

Type	Rated control supply voltage = measuring voltage		Ordering code	L.P.(₹)
CM-PAS.31P	3x160-300 V AC		1SVR740774R1300	30,350
CM-PAS.31S			1SVR730774R1300	26,330
CM-PAS.41P	3x300-500 V AC		1SVR740774R3300	30,350
CM-PAS.41S			1SVR730774R3300	26,330



Multi-functional three phase monitoring relays (phase failure detection, phase sequence monitoring, overvoltage, undervoltage, phase unbalance)

Type	Rated control supply voltage = measuring voltage		Ordering code	L.P.(₹)
CM-MPS.11P	3x90-170 V AC		1SVR740885R1300	31,590
CM-MPS.11S			1SVR730885R1300	29,450
CM-MPS.21P	3x180-280 V AC	With interrupted neutral monitoring	1SVR740885R3300	30,520
CM-MPS.21S			1SVR730885R3300	28,990
CM-MPS.41S	3x300-500 V AC	Without interrupted neutral monitoring	1SVR730884R3300 ■	21,780

S: Screw connection
P: Push-in connection

Electronic products and relays

Measuring and monitoring relays

Three phase monitoring relays

Multi-functional three phase monitoring relays, automatic phase sequence correction and separate monitoring of over and undervoltage (window monitoring) configurable



Type	Rated control supply voltage = measuring voltage		Ordering code	L.P.(₹)
CM-MPS.23P	3x180-280 V AC	With interrupted neutral monitoring	1SVR740885R4300	38,720
CM-MPS.23S			1SVR730885R4300	34,100
CM-MPS.43P	3x300-500 V AC	Without interrupted neutral monitoring	1SVR740884R4300	37,350
CM-MPS.43S			1SVR730884R4300	30,920

Multi-functional three phase monitoring relays, automatic phase sequence correction and separate monitoring of over and undervoltage (window monitoring) configurable



Type	Rated control supply voltage = measuring voltage		Ordering code	L.P.(₹)
CM-MPN.52P	3x350-580 V AC		1SVR760487R8300	42,510
CM-MPN.52S			1SVR750487R8300	36,110
CM-MPN.62P	3x450-720 V AC		1SVR760488R8300	42,510
CM-MPN.62S			1SVR750488R8300	37,350
CM-MPN.72P	3x530-820 V AC		1SVR760489R8300	42,510
CM-MPN.72S			1SVR750489R8300 ■	37,350

Insulation monitors for unearthed supply systems



Type	Nominal voltage Un of the distribution system to be monitored	Rated control supply voltage	Ordering code	L.P.(₹)
CM-IWS.1P	0-250 V AC / 0-300 V DC	24-240 V AC/DC	1SVR740660R0100	48,700
CM-IWS.1S			1SVR730660R0100 ■	46,900
CM-IWS.2P	0-400 V AC	24-240 V AC/DC	1SVR740670R0200	43,150
CM-IWS.2S			1SVR730670R0200 ■	38,550
CM-IWN.1P	0-400 V AC / 0-600 V DC	24-240 V AC/DC	1SVR760660R0200	1,22,530
CM-IWN.1S			1SVR750660R0200	89,210

Coupling unit

CM-IVN.S	Passive device, no control supply voltage needed	0-690 V AC / 0-1000 V DC	1SVR750669R9400 ■	46,670
CM-IVN.P			1SVR760669R9400	56,800

Thermistor motor protection relays



Type	Rated control supply voltage		Ordering code	L.P.(₹)
CM-MSE	24 V AC		1SVR550805R9300	10,370
	110-130 V AC		1SVR550800R9300 ■	7,910
	220-240 V AC		1SVR550801R9300 ■	10,370
CM-MSS.12S	24 V AC/DC		1SVR730700R0100	13,180
CM-MSS.12P	24 V AC/DC		1SVR740700R0100	13,910
CM-MSS.13S	110-130 V AC/220-240 V AC		1SVR730700R2100	12,420
CM-MSS.13P	110-130 V AC/220-240 V AC		1SVR740700R2100	13,910
CM-MSS.22S	24 V AC/DC		1SVR730700R0200	13,250
CM-MSS.22P	24 V AC/DC		1SVR740700R0200	15,230
CM-MSS.23S	110-130 V AC/220-240 V AC		1SVR730700R2200	13,250
CM-MSS.23P	110-130 V AC/220-240 V AC		1SVR740700R2200	15,230

■ Stock items

S: Screw connection

P: Push-in connection

Electronic products and relays

Pluggable interface relays



CR-M



CR-M

Ordering details - CR-M range without LED

Version	Outputs	Type	Ordering code	L.P.(₹)	
12 V DC	2 c/o (SPDT)	CR-M012DC2	1SVR405611R4000	1,150	
24 V DC		CR-M024DC2	1SVR405611R1000 ■	1,150	
48 V DC		CR-M048DC2	1SVR405611R6000	1,150	
60 V DC		CR-M060DC2	1SVR405611R4200	1,150	
110 V DC		CR-M110DC2	1SVR405611R8000 ■	1,270	
125 V DC		CR-M125DC2	1SVR405611R8200	1,270	
220 V DC		CR-M220DC2	1SVR405611R9000	1,190	
24 V AC		CR-M024AC2	1SVR405611R0000	1,190	
48 V AC		CR-M048AC2	1SVR405611R5000	1,190	
110 V AC		CR-M110AC2	1SVR405611R7000	1,190	
120 V AC		CR-M120AC2	1SVR405611R2000	1,190	
230 V AC		CR-M230AC2	1SVR405611R3000 ■	1,320	
12 V DC		4 c/o (SPDT)	CR-M012DC4	1SVR405613R4000	1,150
24 V DC			CR-M024DC4	1SVR405613R1000 ■	1,150
48 V DC			CR-M048DC4	1SVR405613R6000	1,200
60 V DC			CR-M060DC4	1SVR405613R4200	1,160
110 V DC	CR-M110DC4		1SVR405613R8000 ■	1,320	
125 V DC	CR-M125DC4		1SVR405613R8200 ■	1,340	
220 V DC	CR-M220DC4		1SVR405613R9000 ■	1,400	
24 V AC	CR-M024AC4		1SVR405613R0000	1,340	
48 V AC	CR-M048AC4		1SVR405613R5000	1,260	
110 V AC	CR-M110AC4		1SVR405613R7000 ■	1,340	
120 V AC	CR-M120AC4		1SVR405613R2000	1,340	
230 V AC	CR-M230AC4		1SVR405613R3000 ■	1,400	

Ordering details - CR-M range with LED

Version	Outputs	Type	Ordering code	L.P.(₹)	
12 V DC	2 c/o (SPDT)	CR-M012DC2L	1SVR405611R4100	1,150	
24 V DC		CR-M024DC2L	1SVR405611R1100 ■	1,170	
48 V DC		CR-M048DC2L	1SVR405611R6100	1,200	
60 V DC		CR-M060DC2L	1SVR405611R4300	1,200	
110 V DC		CR-M110DC2L	1SVR405611R8100	1,370	
125 V DC		CR-M125DC2L	1SVR405611R8300	1,370	
220 V DC		CR-M220DC2L	1SVR405611R9100	1,410	
24 V AC		CR-M024AC2L	1SVR405611R0100	1,360	
48 V AC		CR-M048AC2L	1SVR405611R5100	1,230	
110 V AC		CR-M110AC2L	1SVR405611R7100	1,360	
120 V AC		CR-M120AC2L	1SVR405611R2100	1,370	
230 V AC		CR-M230AC2L	1SVR405611R3100	1,420	
12 V DC		4 c/o (SPDT)	CR-M012DC4L	1SVR405613R4100	1,460
24 V DC			CR-M024DC4L	1SVR405613R1100 ■	1,460
48 V DC			CR-M048DC4L	1SVR405613R6100	1,460
60 V DC			CR-M060DC4L	1SVR405613R4300	1,290
110 V DC	CR-M110DC4L		1SVR405613R8100 ■	1,600	
125 V DC	CR-M125DC4L		1SVR405613R8300	1,600	
220 V DC	CR-M220DC4L		1SVR405613R9100 ■	1,700	
24 V AC	CR-M024AC4L		1SVR405613R0100	1,600	
48 V AC	CR-M048AC4L		1SVR405613R5100	1,600	
110 V AC	CR-M110AC4L		1SVR405613R7100	1,600	
120 V AC	CR-M120AC4L		1SVR405613R2100	1,460	
230 V AC	CR-M230AC4L		1SVR405613R3100 ■	1,690	



CR-M4SS

Version	Type	Ordering code	L.P.(₹)
Standard socket for 2 c/o	CR-M2SS	1SVR405651R1000 ■	720
Standard socket for 2/4 c/o	CR-M4SS	1SVR405651R3000 ■	770
Plastic holder	CR-MH	1SVR405659R1000 ■	130
Metal holder	CR-MH1	1SVR405659R1100 ■	100

■ Stock items

Electronic products and relays

Pluggable interface relays



Ordering details - CR-MX range with LED

Ordering details - CR-MX range with Integrated LED & Test Button

Version	Outputs	Type	Ordering code	L.P.(₹)	Outputs	Type	Ordering code	L.P.(₹)
12 V DC		CR-MX012DC2L	1SVR405631R4100	490		CR-MX012DC2LT	1SVR405641R4100	610
24 V DC		CR-MX024DC2L	1SVR405631R1100 ■	530		CR-MX024DC2LT	1SVR405641R1100 ■	640
48 V DC		CR-MX048DC2L	1SVR405631R6100	580		CR-MX048DC2LT	1SVR405641R6100	660
110 V DC	2 c/o (SPDT), 250 V, 7 A	CR-MX110DC2L	1SVR405631R8100 ■	530	2 c/o (SPDT), 250 V, 7 A	CR-MX110DC2LT	1SVR405641R8100 ■	660
220 V DC		CR-MX220DC2L	1SVR405631R9100	950		CR-MX220DC2LT	1SVR405641R9100	1,030
24 V AC		CR-MX024AC2L	1SVR405631R0100 ■	490		CR-MX024AC2LT	1SVR405641R0100 ■	660
110 V AC		CR-MX110AC2L	1SVR405631R7100	490		CR-MX110AC2LT	1SVR405641R7100	700
230 V AC		CR-MX230AC2L	1SVR405631R3100 ■	580		CR-MX230AC2LT	1SVR405641R3100 ■	740
12 V DC		CR-MX012DC4L	1SVR405633R4100	580		CR-MX012DC4LT	1SVR405643R4100	700
24 V DC		CR-MX024DC4L	1SVR405633R1100 ■	600		CR-MX024DC4LT	1SVR405643R1100 ■	720
48 V DC		CR-MX048DC4L	1SVR405633R6100	610		CR-MX048DC4LT	1SVR405643R6100	740
110 V DC	4 c/o (SPDT), 250 V, 5 A	CR-MX110DC4L	1SVR405633R8100 ■	610	4 c/o (SPDT), 250 V, 5 A	CR-MX110DC4LT	1SVR405643R8100 ■	750
220 V DC		CR-MX220DC4L	1SVR405633R9100	1,020		CR-MX220DC4LT	1SVR405643R9100	1,180
24 V AC		CR-MX024AC4L	1SVR405633R0100 ■	610		CR-MX024AC4LT	1SVR405643R0100 ■	750
110 V AC		CR-MX110AC4L	1SVR405633R7100 ■	660		CR-MX110AC4LT	1SVR405643R7100 ■	770
230 V AC		CR-MX230AC4L	1SVR405633R3100 ■	660		CR-MX230AC4LT	1SVR405643R3100 ■	770



CR-MX with Base and Holder

Ordering details - Accessories* - CR-MX range

Version	Type	Ordering code	L.P.(₹)
For 2 c/o (SPDT) contacts, black	CR-M2SFB	1SVR405651R1400 ■	290
For 2 or 4 c/o (SPDT) contacts, black	CR-M4SFB	1SVR405651R3400 ■	370
Metal holder	CR-MH1	1SVR405659R1100 ■	100

■ Stock items

Primary switch mode power supplies

CP-Range



- Five power supplies families from single- to three-phase and economic- to high end versions for every industrial application
- ABB power supplies – preferred by engineers – for their compact, space saving design and ability to accept almost any input voltage



CP-D range

Distribution panel design. The CP-D range of power supply units in MDRC design (modular DIN-Rail components) fits into all domestic installation and distribution panels. With their width between 18 to 90 mm only, the CP-D range switch mode power supplies are ideally suited for installation in distribution panels. The range is optimized for world-wide applications: The CP-D power supplies can be supplied with 90-264 V AC or 120-375 V DC. The continuously adjustable output voltage (CP-D > 10 W) ensures optimal adaptation to the application, e.g. compensating the voltage drop caused by a long line length. Additional redundancy unit CP-RUD available to establish true redundancy is available.



CP-E range

Economy range. The CP-E range offers enhanced functionality while the number of different types have been considerably reduced. Now all power supply units can be operated at an ambient temperature of up to +70 °C. The CP-E range 24 V devices over 18 W offer an output/ contact for monitoring of the output voltage and remote diagnosis. Optimized for world-wide applications, the CP-E power supplies can be supplied within a wide range of AC or DC voltage. The output voltage is continuously adjustable, ensuring optimal adaptation to the application, e.g. compensating the voltage drop caused by a long line length. For decoupling of parallel connected power supplies below or equal 56 V, redundancy modules are available in order to achieve true redundancy.



CP-S.3 power supplies:

High efficiency and reliability delivered in a compact footprint. with 3 phase input range of 3 x 320 - 575 V AC and output range available in 24V DC - 5A, 10A, 20A and 40A. Designed for a huge variety of applications, including machine building segments, wind, solar and marine applications.

Approvals / Marks: CB scheme, CE, UKCA, cULus, DNV, RCM



CP-S.DC power supplies:

CP-S.DC range can be used in multiple installations in the world. With wide DC input voltage range of 420 - 870 V DC and output voltage of 24 V DC and current up to 20A. Suitable for a variety of application including marine. Approvals / Marks: CB scheme, CE, UKCA, cULus, DNV, RCM



CP-S.1 power supplies

High efficiency and reliability delivered in a compact footprint. Designed for a huge variety of applications, including machine building segments, this advanced range boosts an integrated 150% power reserve for five seconds and operates at an efficiency of up to 94%. With overheat protection, active power factor correction, a broad certified AC and DC input range and extensive worldwide approvals including marine, the all-new CP-S.1 power supplies are a preferred choice for multiple industrial applications.



CP-C.1 range High-performance range

The CP-C.1 power supplies are ABB's high-performance and most advanced range. With excellent efficiency, high reliability and innovative functionality, it is prepared for the most demanding industrial applications. These power supplies have a 150% integrated power reserve and operate at an efficiency of up to 94%. They are equipped with overheat protection and active power factor correction. Combined with a broad AC and DC input voltage range and extensive worldwide approvals the CP-C.1 power supplies are the preferred choice for professional DC applications, giving the power to control.



CP-B range Short time buffers

ABB offers an innovative and completely maintenance-free product range for buffering the 24 V DC supply in case of interrupted mains on the primary side of the switch mode power supply. • Ultra cap based buffer modules for short time UPS systems • Rated input voltage 24 V DC • Rated currents 3 A, 10 A and 20 A • Expandable with CP-B EXT.2 module • LEDs for status indication • High efficiency, higher than 90% • Signaling and status outputs • Buffering times at 100% load current from 13 s to 38 s (depending on device)



CP-S.3

Input voltage range	Rated output Voltage/Current	Type	Ordering code	L.P. (₹)
3 x 320 - 575 V AC	24 V DC / 5 A	CP-S.3 24/5.0	1SVR340567R1000	23,190
3 x 320 - 575 V AC	24 V DC / 10 A	CP-S.3 24/10.0	1SVR340667R1000	36,140
3 x 320 - 575 V AC	24 V DC / 20 A	CP-S.3 24/20.0	1SVR340767R1000	41,540
3 x 320 - 575 V AC	24 V DC / 40 A	CP-S.3 24/40.0	1SVR340867R1000	67,190

CP-S.DC

Input voltage range	Rated output Voltage/Current	Type	Ordering code	L.P. (₹)
420 - 870 V DC	24 V DC / 20 A	CP-S.DC 24/20.0	1SVR320766R1000	68,930

CP-C.1



Input voltage range	Rated output Voltage/Current	Type	Ordering code	L.P. (₹)
100-240 V AC, 90-300 V DC	24 V DC / 5 A	CP-C.1 24/5.0	1SVR360563R1001	38,820
100-240 V AC, 90-300 V DC	24 V DC / 10 A	CP-C.1 24/10.0	1SVR360663R1001	61,650
100-240 V AC, 90-300 V DC	24 V DC / 20 A	CP-C.1 24/20.0	1SVR360763R1001	96,250

CP-S.1



Input voltage range	Rated output Voltage/Current	Type	Ordering code	L.P. (₹)
100-240 V AC, 100-250 V DC	24 V DC / 3 A	CP-S.1 24/3.0 Power supply	1SVR320361R1000	15,730
100-240 V AC, 100-250 V DC	24 V DC / 5 A	CP-S.1 24/5.0 Power supply	1SVR320561R1000	20,110
100-240 V AC, 100-250 V DC	24 V DC / 10 A	CP-S.1 24/10.0 Power supply	1SVR320661R1000	33,650
100-240 V AC, 100-250 V DC	24 V DC / 20 A	CP-S.1 24/20.0 Power supply	1SVR320761R1000	54,080
110-240 V AC, 110-250 V DC	24 V DC / 40 A	CP-S.1 24/40.0 Power supply	1SVR320861R1000	1,16,210
10 - 58 V DC	12 - 48 V DC 2 x 20 A or 1 x 40 A	CP-C.1-A-RU	1SVR360060R1001	25,540

CP-E range



Rated I/P voltage	Rated O/P Voltage/Current	Type	Ordering code	L.P. (₹)
100-240 V AC	5 V DC / 3 A	CP-E 5/3.0	1SVR427033R3000	11,230
100-240 V AC	12 V DC / 2.5 A	CP-E 12/2.5	1SVR427032R1000 ■	11,630
115 / 230 V AC auto select	12 V DC / 10 A	CP-E 12/10.0	1SVR427035R1000 ■	21,360
100-240 V AC	24 V DC / 0.75 A	CP-E 24/0.75	1SVR427030R0000	8,610
100-240 V AC	24 V DC / 1.25 A	CP-E 24/1.25	1SVR427031R0000 ■	9,370
100-240 V AC	24 V DC / 2.5 A	CP-E 24/2.5	1SVR427032R0000 ■	9,660
115 / 230 V AC auto select	24 V DC / 5 A	CP-E 24/5.0	1SVR427034R0000 ■	17,420
115 / 230 V AC auto select	24 V DC / 10 A	CP-E 24/10.0	1SVR427035R0000 ■	25,260
115 / 230 V AC	24 V DC / 20 A	CP-E 24/20.0	1SVR427036R0000 ■	45,030
100-240 V AC	48 V DC / 0.625 A	CP-E 48/0.62	1SVR427030R2000	11,980
100-240 V AC	48 V DC / 1.25 A	CP-E 48/1.25	1SVR427031R2000	15,200
115 / 230 V AC auto select	48 V DC / 5 A	CP-E 48/5.0	1SVR427034R2000	30,710
115 / 230 V AC	48 V DC / 10 A	CP-E 48/10.0	1SVR427035R2000 ■	43,770

Note: Refer technical data sheet for DC voltage input range

CP-PX

Panel Mounted Power Supply



Input voltage range	Rated output Voltage/Current/Power	Type	MOQ	Ordering code	L.P. (₹)
90-264 V AC	24 V DC / 2.2 A / 25 Watt	CP-PX 24/2.2	20	1SVR427091R0020	3,260
90-132/180-264VAC, by dip switch	24 V DC / 4.5 A / 100 Watt	CP-PX 24/4.5	20	1SVR427091R0040	4,840
90-132/180-264VAC, by dip switch	24 V DC / 6.5 A / 150 Watt	CP-PX 24/6.5	20	1SVR427091R0050	5,770
90-132/180-264VAC, by dip switch	24 V DC / 10.5 A / 250 Watt	CP-PX 24/10.5	10	1SVR427091R0060	8,780
90-132/180-264VAC, by dip switch	24 V DC / 14.6 A / 350 Watt	CP-PX 24/14.6	10	1SVR427091R0070	14,170

Accessories for DIN-Rail installation



All CP-PX products (for flat rail mounting) Flat rail mounting feet (including required screws ¹⁾)	DIN-Rail Mounting	CP-PX-A-DINCLIP	10	1SVR427091R9000	130
24 V DC / 2.2 A L-bracket 2	Vertical Mounting	CP-PX-A-LBR.03	10	1SVR427091R9120	280
24 V DC / 4.5 A L-bracket 2	Vertical Mounting	CP-PX-A-LBR.05	10	1SVR427091R9140	370
24 V DC / 6.5 A L-bracket 2	Vertical Mounting	CP-PX-A-LBR.06	10	1SVR427091R9150	400
24 V DC / 10.5 A and 24 V DC / 14.6 A L-brackets2	Vertical Mounting	CP-PX-A-LBR.07	10	1SVR427091R9160	480

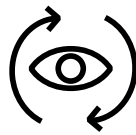
■ Stock items

Smart temperature monitoring relays

Setup via display or smartphone app

The temperature monitoring relays can measure temperatures of solids, liquids and gaseous media in up to three sensor circuits using various types of sensors.

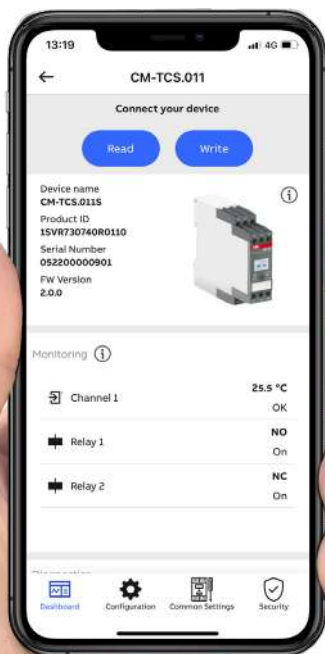
One...



look to have the information needed the display shows the measured values and relay status at a glance. The symbol-based menu structure and pre-settings make parametrization simple.



touch for up to 80% faster setup for easy parametrization and copying of settings between multiple devices via NFC with the ABB EPiC smartphone app – even if the relay is not powered.

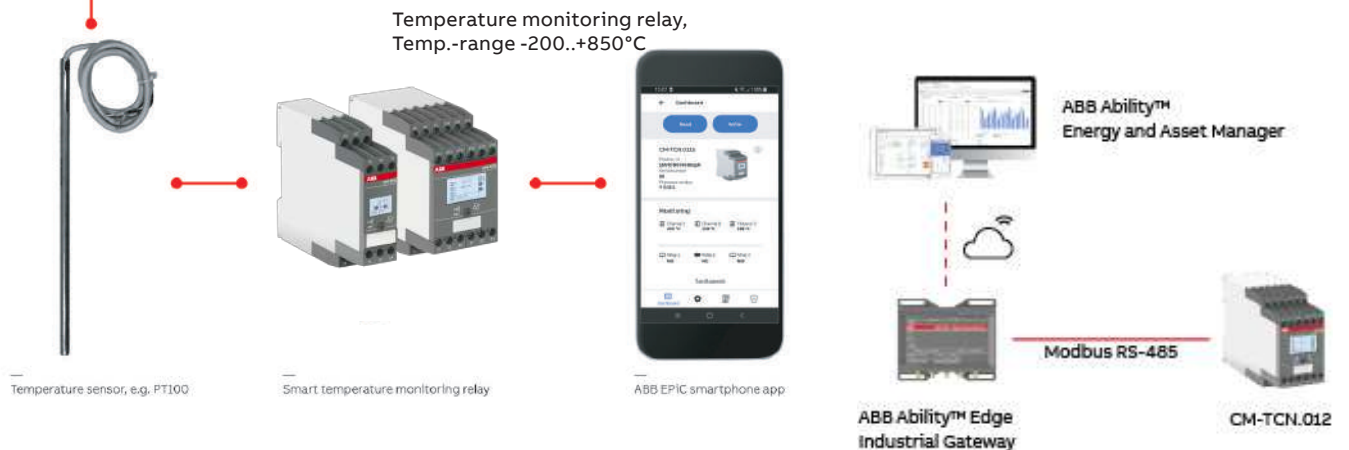




Monitoring ⓘ	
Channel 1	25.5 °C OK
Relay 1	NO On
Relay 2	NC On



device for thermal protection and condition monitoring

Just one relay to cover many different applications, monitor their condition, improve safety and ensure uptime.



Temperature monitoring relay
Temperature range -200..+850°C, over temperature, under temperature, window monitoring, digitally adjustable with 24-240V AC/DC control voltage

Description	Type	Ordering code	L.P.(₹)
Temperature monitoring relay 45 mm wide, 3 thresholds, 3 c/o, Screw connection terminals	CM-TCN.011S	1SVR750740R0110	53,480
Temperature monitoring relay 45 mm wide, 3 thresholds, 3 c/o, Push-in terminals	CM-TCN.011P	1SVR760740R0110	54,220
Temperature monitoring relay 45 mm wide, 3 thresholds, 3 c/o, Screw connection terminals with Modbus RTU communication	CM-TCN.012S	1SVR750740R0120	58,770
Temperature monitoring relay 45 mm wide, 3 thresholds, 3 c/o, Push-in terminals with Modbus RTU communication	CM-TCN.012P	1SVR760740R0120	59,610
Temperature monitoring relay 22.5 mm wide, 1 threshold, 2 c/o, Screw connection terminals	CM-TCS.011S	1SVR730740R0110	45,370
Temperature monitoring relay 22.5 mm wide, 1 threshold, 2 c/o, Push-in terminals	CM-TCS.011P	1SVR740740R0110	46,120

Intelligent motor management system - UMC100.3

Ordering details - Universal Motor Controller UMC100.3

Description

Intelligent motor management system for single and three-phase motors with $I_e = 0.24 - 63$ A in one single device. Compact housing with integrated current transformer for cable cross-section up to 25 mm^2 (max. \varnothing with Insulation 11 mm). Higher currents with additional external current transformer. Thermal overload protection according to EN/IEC 60947-4-1, selectable trip classes 5E, 10E, 20E, 30E, 40E. Some functions require an additional expansion module.



UMC100.3 DC



UMC100.3 UC



UMC100-PAN

- **Motor protection functions:**
Over-/underload, over-/undercurrent, over-/undervoltage, rotor blocking, phase failure/imbalance/sequence Earth fault detection integrated or with external sensor CEM11
Hot motor protection with thermistor or temperature measurement
- **Motor control functions:**
Easily configurable motor control functions: direct, reverse, star-delta starter, pole-changing, overload relay, actuator mode, softstarter mode. Additionally free programmable application specific logic with function blocks
- **Service and diagnostic data:**
Operating hours, number of motor starts and overload trips, energy, standstill and operation hours supervision, motor status, faults and warnings, fault history (16 events)
Motor current, phase voltages, thermal load, power factor (cos), active power, apparent power, energy, total harmonic distortion (THD).
- **Integrated I/Os:**
6 digital inputs, 1 PTC input, 4 digital outputs. Maximum number of I/Os with expansion modules: 14 digital inputs, 1 PTC input, 9 digital outputs, 6 analogue inputs, 1 analogue output
- **Communication interfaces for fieldbuses and ethernet networks, interface for operator panel UMC100-PAN, bus interface for connection of expansion modules**
Versions for supply voltage 24 V DC and 110 – 240 V AC/DC and with ATEX approval

Ordering details

Designation	Supply voltage	Type	Ordering code	L.P. (₹)
Universal Motor Controller	24 V DC	UMC100.3 DC	1SAJ530000R0100	
Universal Motor Controller	110-240 V AC/DC	UMC100.3 UC	1SAJ530000R1100	
Universal Motor Controller, ATEX	24 V DC	UMC100.3 DC EX	1SAJ530000R0200	
Universal Motor Controller, ATEX	110-240 V AC/DC	UMC100.3 UC EX	1SAJ530000R1200	
Universal Motor Controller, DC, ATEX, Conformal Coating	24 V DC	UMC100.3 DC EX coated	1SAJ530000R0210	Upon request
Universal Motor Controller, UC, ATEX, Conformal Coating	110-240 V AC/DC	UMC100.3 DC EX coated	1SAJ530000R1210	
FIM UMC Edition, single user license		FIM UMC Edition	1SAJ925000R0001	

Operating panel UMC100-PAN

Operator panel for Universal Motor Controller UMC100. Backlit graphical and multi-lingual full text display, LEDs for status. Assembly directly on UMC100 or on the control cabinet door via extension cable and door mounting set.

Functions:

- **Monitoring:** Shows motor status and diagnostics
- **Operate:** Start, stop, fault reset
- **Parametrize:** Setting and changing of motor and fieldbus parameters (password protection possible)
- **Copy settings**
- **USB port for up/download of parameters and logic**

Supports 8 languages: English, French, German, Italian, Spanish, Polish, Portuguese, Russian
Replaces all former UMC100 operator panels

Ordering details

Designation	Type	Ordering code	L.P. (₹)
Operating panel	UMC100-PAN	1SAJ590000R0103	
0.7 m ext. cable with door mounting set	UMCPAN-CAB.070	1SAJ510003R0002	
1.5 m ext. cable with door mounting set	UMCPAN-CAB.150	1SAJ510004R0002	Upon request
3 m ext. cable with door mounting set	UMCPAN-CAB.300	1SAJ510002R0002	
Protection cap for operating panel	UMC100-PAN CAP	1SAJ510005R0001	

Intelligent motor management system - UMC100.3

Ordering details - Expansion modules



DX122

Description

Up to 4 expansion-modules can be connected to one UMC100.3

- 1 digital expansion module DX111 or DX122
- 1 voltage expansion module VI150 or VI155
- 2 analog/temperature expansion modules AI111 (possible)

Supply voltage is 24 V DC; the 110-240 V AC/DC version of the UMC100.3 provides the 24 V DC supply for expansion modules



AI111

DX111

I/O-expansion module with 8 digital inputs 24 V DC, 4 relay outputs, 1 analog output 0/4-20 mA or 0...10 V

DX122

I/O-expansion module with 8 digital inputs 110 / 230 V AC, 4 relay outputs, 1 analog output 0/4-0 mA or 0-10 V

VI15x

Voltage modules for the determination of phase voltages, power factor (cosφ), apparent power, energy, total harmonic distortion (THD).

For use in grounded networks (VI150) or in all networks (VI155), 150-690 V AC



VI150

AI111

Analog / temperature expansion module, 3 inputs PT100, PT1000, KTY83, KTY84, NTC, 0-10 V, 0/4-20 mA

1 or 2 modules AI111 can be connected to an UMC100.3.

Ordering details

Designation	Type	Ordering code	L.P.(₹)
I/O module for UMC100, 24 V DC digital input	DX111	1SAJ611000R0102	
I/O module for UMC100, 110 – 230 V AC digital input	DX122	1SAJ622000R0102	
3 phase voltage module for grounded networks	VI150	1SAJ650000R0101	
3 phase voltage module for all networks	VI155	1SAJ655000R0101	
Analog/temperature module 3 analogue inputs	AI111	1SAJ613000R0102	
Connection cable UMC100 - I/O module, length 0.30 m	UMCIO-CAB.030	1SAJ691000R0001	Upon request
Connection cable IO-module - IO-module, length 0,30 m	IOIO-CAB.030	1SAJ692000R0001	
Terminal set for UMC100.3 DC (spare parts)	UMCTB	1SAJ929160R0001	
Terminal set for UMC100.3 UC (spare parts)	UMCTB	1SAJ929160R0002	

Fieldbus interfaces

Ordering details



PDP32.0

2CDC34101550014



MRP31.0

2CDC34101650014



PDR31.0

2CDC34101850014

Description

Fieldbus communication interfaces enable the UMC100.3 to communicate via fieldbus.

The interfaces can be used in two ways:

- Mounted directly on an UMC100.3 – the interface is supplied from the UMC100.3 and no additional accessory is required
- Mounted separately on a SMK3.0 adapter in the cable chamber of an MCC, the interface plugged on SMK3.0 requires a 24 V DC supply. Ready-made cables for applications in withdrawable systems are available, as well as terminal blocks for other cables:
CDP18.150: Cable for use inside the drawer CDP24.150: Cable from SMK3.0 to drawer outside

PDP32.0

- Communication interface for PROFIBUS DP; supports the protocols PROFIBUS DP/V0 and V1
- PNO-certified PROFIBUS slave
- Data transfer rate up to 12 Mbit/s
- Diagnostic LEDs
- Fieldbus connection via nine-pole Sub-D connector or terminal blocks
- GSD download from UMC100.3 webpage

MRP31.0

- Communication interface for Modbus RTU
- Data transfer rate up to 57.6 kbit/s
- Diagnostic LEDs
- Fieldbus connection via terminal blocks

PDR31.0

- External active fieldbus termination for Profibus DP; the PDR31.0 needs to be mounted on a SMK3.0 adapter and supplied by 24 V DC

Designation	Type	Ordering code	L.P. (₹)
Profibus DP communication interface	PDP32.0	1SAJ242000R0001	
Modbus RTU communication interface; terminal block for fieldbus connection included	MRP31.0	1SAJ251000R0001	Upon request
Profibus DP active bus termination	PDR31.0	1SAJ243000R0001	

Ethernet interfaces

Ordering details



MTQ22-FBP.0

2CDC341003S0012

Description

Ethernet communication interfaces enable the UMC100.3 to communicate via an Ethernet network. There are two types of interfaces:

Interfaces for the connection of one to four Universal Motor Controllers UMC100.3:

- MTQ22-FBP.0 for Modbus TCP
- PNQ22-FBP.0 for Profinet IO

Interface for a single universal motor controller UMC100.3:

- EIU32.0 for EtherNet/IP™

PNQ22-FBP.0

- Protocol Profinet IO
- PNO-certified
- For one to four UMC100.3 devices
- Integrated Ethernet switch
- Supports all network topologies
- Ring topology with redundancy (MRP protocol)
- Easy to use in withdrawable applications
- No special Ethernet connectors required in MCCs
- Fully integrated into ABB 800xA
- Time-stamped events with ABB 800xA
- 24 V DC supply voltage
- DIN-Rail mounting
- GSDML downloaded from UMC100.3 webpage

EIU32.0

- Protocol EtherNet/IP™
- ODVA-certified
- For one motor controller UMC100.3
- Mounting directly on an UMC100.3 (supplied by UMC100.3) or remotely on a SMK3.0 adapter (24 V DC supply required)
- Integrated Ethernet switch
- Supports all network topologies
- DLR (Device Level Ring) function for redundancy
- Easy to use in withdrawable applications
- No special Ethernet connectors required in MCCs
- EDS download from UMC100.3 webpage



PNQ22-FBP.0

2CDC341001S0014



EIU32.0

2CDC341009V0018

MTQ22-FBP.0

- Protocol Modbus TCP
- For one to four UMC100.3
- Master supervision with timeout control for up to four masters
- Micro USB-port for configuration via PC (configuration software downloaded from UMC100.3 webpage)
- Integrated Ethernet switch
- Supports all network topologies
- Ring topology with redundancy (MRP protocol)
- Easy to use in withdrawable applications
- No special Ethernet connectors required in MCCs
- 24 V DC supply voltage
- DIN-Rail mounting

Highlighted features:

- The PNU32.0 Ethernet adapter module, provides Ethernet connectivity for the motor controller UMC100.3
- Through the PNU32.0 Ethernet Adapter module it is possible to:
 - give control commands to the device (Start, Stop, Auto, etc.). The commands' meaning depends on the connected device
 - read status information and actual values from the device
 - change parameter values
 - read maintenance counters
 - reset a trip
- The PNU32.0 supports the Profinet S2 redundancy function
- Configuration from within the control system by using start-up parameters (similar to block parameters of PROFIBUS)
- A built-in two-port switch allows the flexible usage in bus, star or ring network topologies
- The Media Redundancy Protocol (MRP) is implemented (client). MRP is standardized in IEC/EN 62439-2 and offers cable redundancy in case of a single failure
- Location supervision for the detection of interchanged drawers in withdrawable systems
- Time stamped diagnosis: ABB proprietary Sequence of Event (SoE) support (800xA)



PNU32



PNU32+SMK3.0

Designation	Type	Ordering code	L.P. (₹)
Ethernet Modbus TCP interface	MTQ22-FBP.0	1SAJ26000R0100	
Ethernet Profinet IO interface	PNQ22-FBP.0	1SAJ261000R0100	Upon request
EtherNet/IP™ interface	EIU32.0	1SAJ262000R0100	
Ethernet Profinet IO interface	PNU32.0	1SAJ263000R0100	

Adapter and accessories

Ordering details



2CDC34100150015

SMK3.0



2CDC341007F0018

CDP18.150



2CDC345008V0014

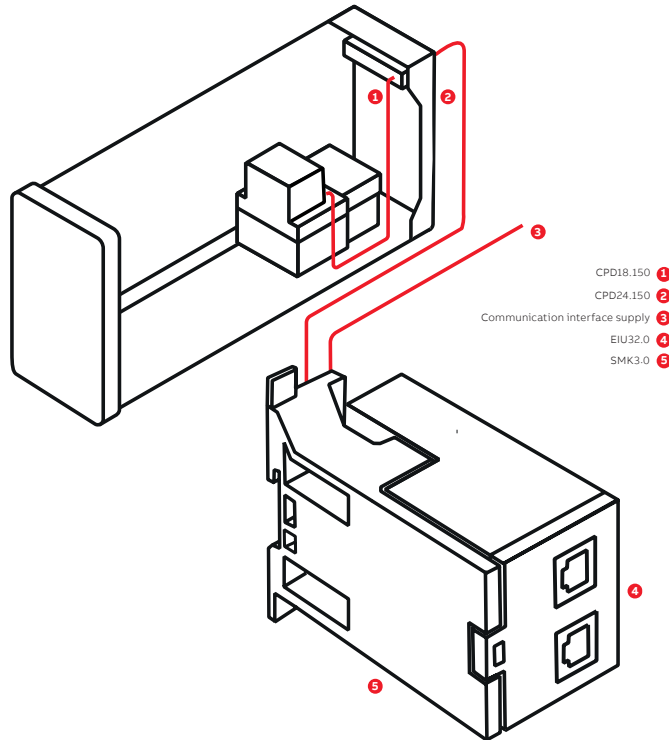


2CDC341010V0018

EIU32.0 on SMK3.0

Adapter and ready-made cables

Adapter SMK3.0 for external mounting of a fieldbus or EtherNet/IP™ interface EIU32.0 outside a drawer. SMK3.0 can be mounted on a DIN-Rail or fixed by screws. 24 V DC supply is required. Ready-made cables for inside and outside the drawer, including a terminal block on one side and open end on the other. Terminal blocks are also separately available for making own cables.



- CPD18.150 1
- CPD24.150 2
- Communication interface supply 3
- EIU32.0 4
- SMK3.0 5

Separate wiring of the EtherNet/IPTM communication interface EIU32.0

Description	Type	Ordering code	LP.(₹)
Adapter for separate mounting of a communication interface; terminal block for 24 V DC supply included	SMK3.0	1SAJ929600R0001	
Cable from SMK3.0 to drawer's outside, length 1.5 m	CDP24.150	1SAJ929240R0015	
Terminal block 2-pole for SMK3.0 supply (spare parts)	SMK3-X2.10	1SAJ929610R0001	
Terminal block 5-pole for SMK3.0 comm. (spare parts)	SMK3-X1.10	1SAJ929620R0001	
Cable for inside and outside drawer, length 1.5 m	CDP18.150	1SAJ929180R0015	Upon request
Cable Ethernet interface - UMC100.3, length 1.5 m	CDP23.150	1SAJ929230R0015	
Cable Ethernet interface - UMC100.3, length 3 m	CDP23.300	1SAJ929230R0030	
Cable from SMK3.0 to drawer's outside, length 1.5 m	CDP24.150	1SAJ929240R0015	
Terminal blocks for MTQ22/PNQ22 X1...X4	ETHTB-FBP.4	1SAJ929200R0001	
Terminal blocks for MTQ22/PNQ22 X1...X4	ETHTB-FBP.50	1SAJ929200R0002	

Earth fault monitors, current transformers

Ordering details



2CDC345011F0008

CEM11-FBP.xxx

Earth fault monitors CEM11-FBP.xxx for use with the Universal Motor Controller UMC100.3

The CEM11-FBP.xxx device monitors if the sum of the currents flowing through it is zero (factorial addition). If the sum is zero, no residual current is present. If the residual current is above an adjusted threshold value, the output signal of the CEM11-FBP.xxx changes. It can be used in motor feeders to detect leakage currents, as well as ground faults, caused for example by insulation breakdowns.

- CEM11-FBP.xxx is connected to a digital input of the UMC100.3
- Earth fault current threshold can be set in eight steps with a screwdriver
- Test position for easy control of the wiring

CEM11-FBP.xxx is delivered with adapters for DIN-Rail or wall mounting. CEM-11.FBP.120 is for wall-mounting only.



2CDC34100150012

CT4L185R/4, CT4L310R/4

Earth fault currents [mA]	Through-hole diameter	Type	Ordering code	LP.(₹)
80 ¹⁾ , 300, 550, 750, 1000, 1200, 1500, 1700	20 mm	CEM11-FBP.20	1SAJ929200R0020	Upon request
100 ¹⁾ , 500, 1000, 1400, 2000, 2400, 3000, 3400	35 mm	CEM11-FBP.35	1SAJ929200R0035	
120 ¹⁾ , 1000, 2000, 2800, 4000, 4800, 6000, 6800	60 mm	CEM11-FBP.60	1SAJ929200R0060	
300 ¹⁾ , 2000, 4000, 5600, 8000, 9600, 12000, 13600	120 mm	CEM11-FBP.120	1SAJ929200R0120	



2CDC34100250012

CT5L500R/4, CT5L850R/4

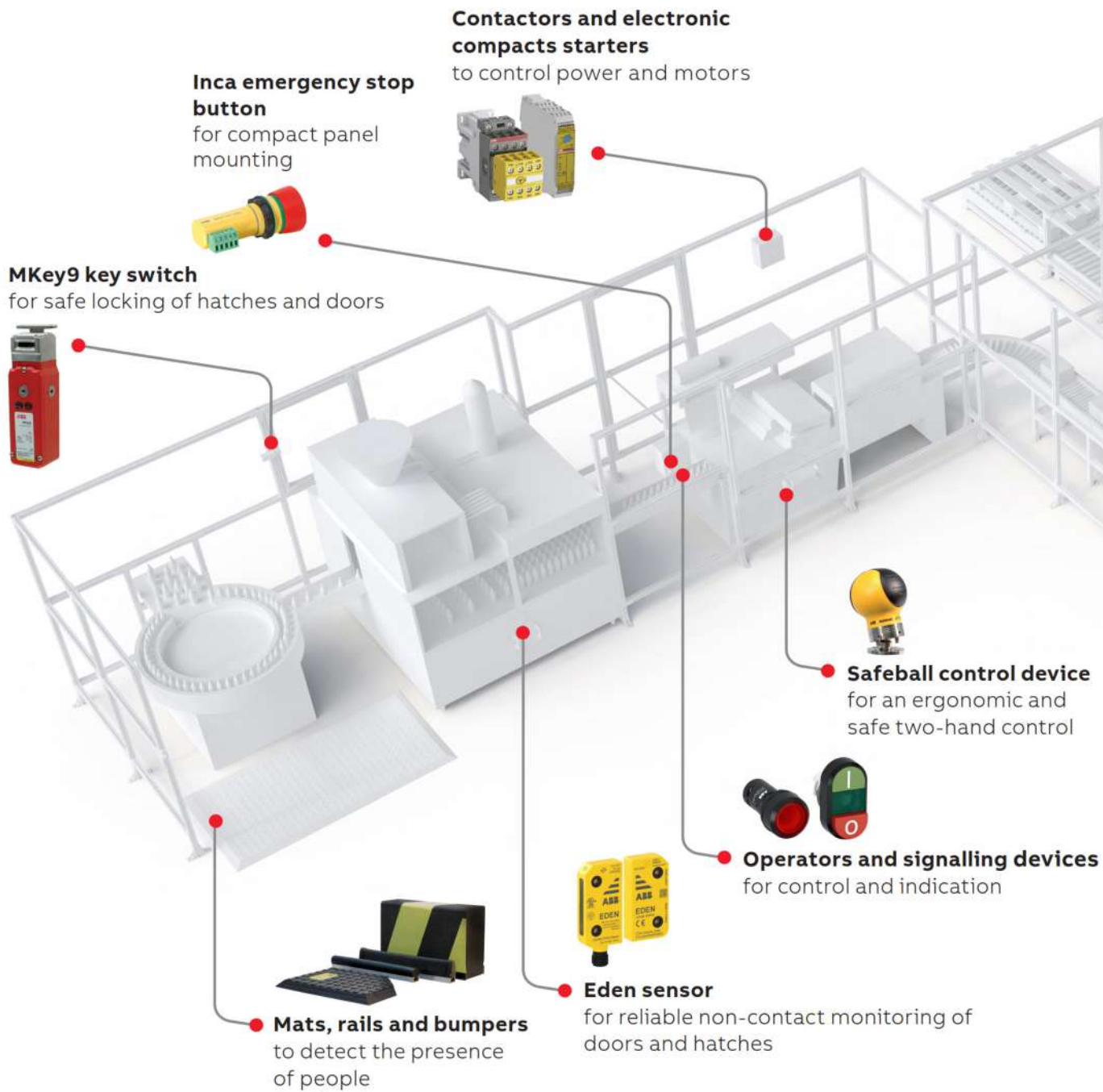
Current transformers for use with the Universal Motor Controller UMC100.3

Linear type three-phase transformers, for use with the UMC100.3 and nominal motor currents >63 A. Terminal blocks for conductors Cu 2.5 mm² for wiring on the UMC100.3 side.

Description	Recommended current range	Type	Ordering code	LP.(₹)
Current transformer	60...185 A AC	CT4L185R/4	1SAJ929500R0185	Upon request
Current transformer	150...300 A AC	CT4L310R/4	1SAJ929500R0310	
Current transformer	200...500 A AC	CT5L500R/4	1SAJ929501R0500	
Current transformer	400...850 A AC	CT5L850R/4	1SAJ929501R0850	

UMC100-FBP.0 and FBP system accessories are being phased out. Please contact your local ABB contact for spare parts or retrofit solutions.

Production-friendly safety systems from ABB Safety



Magne magnetic lock
to keep doors and hatches
locked during a process



**Pluto programmable safety controller,
Vital safety controller and Sentry safety relays**
for flexible monitoring of safety devices



Smile emergency stop button
to safely stop machinery in hazardous
situations



Orion light guards
for a production friendly
safety detection



Knox safety lock
for safe locking of doors



JSDH4 three-position device
for safe and ergonomic
inspection and troubleshooting



**LineStrong pull wire
emergency stop switch**
for easy access of emergency stop
function



ABB safety

Sentry safety relays

Expansion	Safety devices	Test/Reset	Safety relay outputs	Timer function	Feature	Power supply
Expansion of safety controller outputs	1 channel 2 channels with equivalent contacts 2 channels with antivalent contacts OSSD outputs / PNP outputs Contact mats, bumpers and safety edges ^{c)} Two-hand devices	Manual reset (all models have auto reset) Start/Test	3 NO + 1 NC 4 NO 2 NO + 2 delayed/delayable NO 4 NO + 1 NC	Off-delay 0.5 s Off-delay 1.5 s Advanced timer functions 0 – 999 s ^{d)}	configurable with display	85-265 VAC / 120-375 VDC +24 VDC



						Type	Ordering code	L.P.(₹)
a)	● b)	●	●			● BSR10	2TLA010040R0000	21,940
						● BSR10P	2TLA010040R0001	22,970
a)	● b)	●	●			● BSR11	2TLA010040R0200	21,940
						● BSR11P	2TLA010040R0201	22,970
a)				●		● BSR23 ^{e)}	2TLA010041R0600	19,110
						● BSR23P ^{e)}	2TLA010041R0601	19,990
●	● ● ●	●	●			● SSR10	2TLA010050R0000	26,950
						● SSR10P	2TLA010050R0001	28,190
●	●	●	●			● SSR10M	2TLA010050R0100	34,070
						● SSR10MP	2TLA010050R0101	35,900
		●	●			● SSR20	2TLA010051R0000	29,570
						● SSR20P	2TLA010051R0001	30,940
		●	●			● SSR20M	2TLA010051R0100	37,780
						● SSR20MP	2TLA010051R0101	39,810
	● ● ●	●	●	●		● SSR32	2TLA010052R0400	43,020
						● SSR32P	2TLA010052R0401	45,280
	● ● ●	●	●	●		● SSR42	2TLA010053R0400	43,020
						● SSR42P	2TLA010053R0401	45,030
●	● ● ●	●	●	● ● ● ●		● TSR10	2TLA010060R0000	34,580
						● TSR10P	2TLA010060R0001	36,170
●	● ● ●	●	●	● ●		● TSR20	2TLA010061R0000	34,580
						● TSR20P	2TLA010061R0001	36,490
●	●	●	●	● ●		● TSR20M	2TLA010061R0100	34,070
						● TSR20MP	2TLA010061R0101	35,650
	● ● ● ● ● ●	●	●	● ● ● ●		● USR10	2TLA010070R0000	41,050
						● USR10P	2TLA010070R0001	42,950
	● ● ● ● ● ●	●	●	● ● ● ●		● USR22	2TLA010070R0400	57,280
						● USR22P	2TLA010070R0401	59,900

^{a)} These models can also be used for expansion of Pluto safe transistor outputs (-24 VDC)

^{b)} No monitoring of two-channel fault, i.e. max Category 3 without fault exclusion.

^{c)} The safety relay detects a short-circuit, not a change in resistance.

^{d)} Off-delay, On-delay, Time bypass or Time reset.

^{e)} BSR23 must be monitored by another device in order to reach higher than Category 1/PL c according to EN ISO 13849-1, for example a safety relay, safety PLC or an Orion light guard (EDM function).



Safety controller

DYNlink circuits	Maximum DYNlink devices	Safe outputs	Type	Order code	L.P.(₹)
1	30	2 NO	Vital 1	2TLA020052R1000	52,160

S: Screw connection
P: Push-in connection

ABB safety

Programmable safety controller

Safety bus	Failsafe outputs ^{a)}	Failsafe inputs (max) ^{b)}	Analog inputs (max) ^{b)}	Fast counter inputs (max) ^{b)}	StatusBus inputs (max) ^{b)}	Non-failsafe outputs (max) ^{b)}	Width mm	Type	Ordering code	L.P.(₹)
No	4	16	1 ^{c)}		4	8	45	Pluto S20	2TLA020070R4700	1,32,380
	6	40	3 ^{c)}		4	16	90	Pluto S46	2TLA020070R1800	1,88,060
Yes		22	1 ^{c)}		4	8	45	Pluto B22 ^{e)}	2TLA020070R4800	1,26,290
	2	4			2	2	45	Pluto O2 ^{f)}	2TLA020070R8500	1,14,260
	4	16	1 ^{c)}		4	8	45	Pluto A20 ^{g)}	2TLA020070R4500	1,80,990
								Pluto B20	2TLA020070R4600	1,66,460
			4 ^{d)} + 1 ^{c)}		4	8	45	Pluto D20	2TLA020070R6400	2,21,680
	6	40	3 ^{c)}		4	16	90	Pluto B46	2TLA020070R1700	2,21,680
		39	8 ^{d)}	4	4	15	90	Pluto D45	2TLA020070R6600	2,70,430

^{a)} Failsafe outputs

2 failsafe outputs:

- 2 independent individually safe potential free relay outputs (Q0 and Q1) with 3 contacts each

4 failsafe outputs:

- 2 independent individually safe potential free relay outputs (Q0 and Q1)
- 2 independent individually safe transistor outputs (-24 VDC) (Q2 and Q3)

6 failsafe outputs:

- 2 independent individually safe potential free relay outputs (Q0 and Q1)
- 2 independent individually safe potential free relay outputs with common supply (Q4 and Q5)
- 2 independent individually safe transistor outputs (-24 VDC) (Q2 and Q3)

^{b)} -The number of failsafe inputs available decreases with the number of used non-failsafe outputs, analog inputs, fast counter inputs and StatusBus inputs.

-The number of analogue inputs available decreases with the number of used fast counter inputs.

-The number of non-failsafe outputs available decreases with the number of StatusBus inputs used.

Check the Pluto hardware manual for more information.

^{c)} 0-27 V analog inputs

^{d)} 0-10 V/4-20 mA (high resolution) analog inputs

^{e)} Expansion model with failsafe inputs and no failsafe outputs.

^{f)} Expansion model with 2 failsafe outputs with 3 contacts each. Also possible to use as stand-alone unit.

^{g)} Model with current monitoring



Gateway for communication

Fieldbus	Ethernet	Type	Ordering code	L.P.(₹)
CANopen		GATE-C2	2TLA020071R8100	54,340
DeviceNet		GATE-D2	2TLA020071R8200	64,490
PROFIBUS-DP		GATE-P2	2TLA020071R8000	64,490
EtherCAT	X	GATE-EC	2TLA020071R9100	82,030
Ethernet/IP	X	GATE-EIP	2TLA020071R9000	80,950
Modbus TCP	X	GATE-MT	2TLA020071R9400	82,030
PROFINET	X	GATE-PN	2TLA020071R9300	82,030



ABB safety



Safety and process locks Switches

Material (body)	Positions for pilot devices	Manual unlock	Type	Ordering code	L.P.(₹)
Die cast	4	Yes	GKey4 RU	2TLA050304R0002	1,41,730

Mounting plate with front handle

Type of handle	Material (mounting plates and sliding bolt)	Type	Ordering code	L.P.(₹)
Sliding	Die cast	FHS GKey4	2TLA050310R0032	45,150

Accessories - Rear handle and spring loaded catch

Type of handle	Material	Description	Type	Ordering code	L.P.(₹)
Sliding	Die cast	Rear handle	RHS GKey MKey	2TLA050040R0510	4,690
		Spring catch	SCS GKey MKey	2TLA050040R0511	

Safety light curtains/Grids



Detection (Resolution mm)	Protected height mm	Type (Transmitter + receiver)	Ordering code	L.P.(₹)
Finger (14)	150	Orion1-4-14-015-B	2TLA022300R0000	1,30,130
	450	Orion1-4-14-045-B	2TLA022300R0200	2,32,350
	750	Orion1-4-14-075-B	2TLA022300R0400	3,28,200
	1050	Orion1-4-14-105-B	2TLA022300R0600	4,21,940
	1200	Orion1-4-14-120-B	2TLA022300R0700	4,70,210
	1050	Orion1-4-14-105-E	2TLA022301R0600	5,22,790
	1200	Orion1-4-14-120-E	2TLA022301R0700	5,74,280
Hand (30)	1500	Orion1-4-14-150-E	2TLA022301R0900	6,88,870
	450	Orion1-4-30-045-B	2TLA022302R0200	1,70,060
	750	Orion1-4-30-075-B	2TLA022302R0400	2,19,350
	1050	Orion1-4-30-105-B	2TLA022302R0600	2,69,690
	1200	Orion1-4-30-120-B	2TLA022302R0700	2,98,690
	1500	Orion1-4-30-150-B	2TLA022302R0900	3,48,150
	1800	Orion1-4-30-180-B	2TLA022302R1100	4,01,090
	1050	Orion1-4-30-105-E	2TLA022303R0600	3,69,600
	1200	Orion1-4-30-120-E	2TLA022303R0700	3,99,200
	1500	Orion1-4-30-150-E	2TLA022303R0900	4,76,450
1800	Orion1-4-30-180-E	2TLA022303R1100	5,54,990	

**Note:- for other variants please contact Local Sales of ABB.

ABB safety



Orion 2 Base/Extended

Detection	Protected height mm	Type (Transmitter + receiver)	Ordering code	L.P.(₹)
Body	900 (4 beams)	Orion2-4-K2-090-B	2TLA022304R0200	1,85,390
	1200 (4 beams)	Orion2-4-K4-120-B	2TLA022304R0300	2,05,950
Body	500(2 beams)	Orion2-4-K2-050-E	2TLA022305R0000	1,61,620
	800 (3 beams)	Orion2-4-K2-080-E	2TLA022305R0100	1,89,410
	900 (4 beams)	Orion2-4-K2-090-E	2TLA022305R0200	2,13,220
	1200 (4 beams)	Orion2-4-K2-120-E	2TLA022305R0300	2,36,860



Orion 3 Base/Extended

Detection	Protected height mm	Active or passive Part	Type	Ordering code	L.P.(₹)
Body	500 (2 beams)	Active part	Orion3-4-K1C-050-B	2TLA022306R0000	91,980
		Passive part	Orion3-4-M1C-050	2TLA022306R1000	35,560
	800 (3 beams)	Active part	Orion3-4-K2C-080-B	2TLA022306R0100	1,20,880
		Passive part	Orion3-4-M2C-080	2TLA022306R1100	48,900
	900 (4 beams)	Active part	Orion3-4-K2C-090-B	2TLA022306R0200	1,32,430
		Passive part	Orion3-4-M2C-090	2TLA022306R1300	53,330
Body	1200 (4 beams)	Active part	Orion3-4-K2C-120-B	2TLA022306R0300	1,40,860
		Passive part	Orion3-4-M2C-120	2TLA022306R1400	67,570
	500 (2 beams)	Active part	Orion3-4-K1C-050-E	2TLA022307R0000	1,18,630
		Passive part	Orion3-4-M1C-050	2TLA022306R1000	35,560
	800 (3 beams)	Active part	Orion3-4-K2C-080-E	2TLA022307R0100	1,44,860
		Passive part	Orion3-4-M2C-080	2TLA022306R1100	48,900
	900 (4 beams)	Active part	Orion3-4-K2C-090-E	2TLA022307R0200	1,56,830
		Passive part	Orion3-4-M2C-090	2TLA022306R1300	53,330
	1200 (4 beams)	Active part	Orion3-4-K2C-120-E	2TLA022307R0300	1,71,950
		Passive part	Orion3-4-M2C-120	2TLA022306R1400	67,570

**Note:- for other variants please contact Local Sales of ABB.



Safeball JSTD1

Types of switches	Cable length	Type	Ordering code	L.P.(₹)
1 NO + 1 NC	2 m	JSTD1-A	2TLA020007R3000	23,090
	0.2 m	JSTD1-B	2TLA020007R3100	18,750
	10 m	JSTD1-C	2TLA020007R3200	28,110
2 NO	0.2 m	JSTD1-E	2TLA020007R3400	18,350



Two-hand control devices JSTD25

Extra feature	Connector male	Type	Ordering code	L.P.(₹)
None	M12-5	JSTD25F	2TLA020007R6000	65,880
	M12-8	JSTD25H	2TLA020007R6300	78,000
Pre-mounted Smile 10 EK emergency stop button	M12-8	JSTD25K	2TLA020007R6900	89,110

Accessories

Description	Type	Ordering code	L.P.(₹)
Mounting bracket for JSTD1 with orientation possibility (ball joint)	JSM C5	2TLA020007R0900	9,330
Suspension shelf for JSTD25F/H/K	JSM C7	2TLA020007R1200	9,940
coat for Safeball	Safeball coat	2TLA020007R1900	4,970

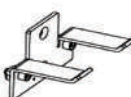


ABB safety

Three positional safety device Complete list of JSHD4 models



Top Part Buttons and LEDs	Bottom part Feature	ID	Connection	Anti-tamper	Type	Ordering code	L.P.(₹)
JSHD4-1	Use your own cable	AA	Cable gland and 5 screw connections		JSHD4-1-AA	2TLA019995R0000	46,100
No LEDs No buttons	Cost-effective and quick connection	AC	M12-5 male		JSHD4-1-AC	2TLA019995R0100	51,810
JSHD4-2	Cost-effective and robust	AB	Cannon 12 male pins		JSHD4-2-AB	2TLA019995R0200	65,800
	Use your own cable, full pin connection	AJ	Cable gland and 16 screw connections	●	JSHD4-2-AJ-A	2TLA019995R1100	88,980
	Replacement of old units*	AK	Cannon 12 male pins		JSHD4-2-AK	2TLA019995R4800	62,920

HD5 ordering information



Emergency stop with LED	Home position sensor	Motion sensor	LED flashlight	Connector	Two top	Type	Ordering code	L.P.(₹)
No	No	No	No	M23-12	No	HD5-S-102	2TLA023001R0000	1,08,040
					Yes	HD5-S-104	2TLA023001R0200	1,27,090
Yes	Yes	Yes	Yes	M23-19	Yes	HD5-S-111	2TLA023001R0100	1,90,610

HD5 accessories



Description	Suitable for	Type	Ordering code	L.P.(₹)
Active holder (for home position sensor)	All models	HD5-M-001	2TLA920509R0001	7,690
Passive holder	All models	HD5-M-002	2TLA920509R0002	6,360
10 m cable with M23-12 female connector	HD5-S-102/104	JSD-TK10-12	2TLA930051R0000	59,570
5 m cable with M23-12 female connector	HD5-S-102/104	JSD-TK5-12	2TLA930050R0000	45,540
10 m spiral cable with M23-12 female connector	HD5-S-102/104	JSD-TK100S-12	2TLA930034R0000	1,09,120

Emergency Stop Sign Panel mounting



IP rating	Depth	Connection type	Type of safety signal	Feature	Type	Ordering code	L.P.(₹)
IP65	26 mm	1 x M12-5 male	DYNlink 2 NC	Status LED	Smile 11 EAR Tina	2TLA030050R0100	17,810
				Status LED	Smile 11 EAR	2TLA030051R0100	15,480
Button IP65, connector IP20	53 mm	Removable terminal block	2 NC	Status LED, StatusBus	INCA 1 EC Tina	2TLA030054R1400	20,820
				Status LED	INCA 1	2TLA030054R0100	16,650

ABB safety



Emergency Stop Button External mounting

Description	Type of safety signal	Connection type	Feature	Type	Ordering code	L.P.(₹)
Compact size Plastic housing IP65	DYNlink	1 m cable from bottom 1 x M12-5 male 1 x M12-5 male 2 x M12-5 male	Status LED	Smile 10 EA Tina	2TLA030050R0400	17,980
			Status LED	Smile 11 EA Tina	2TLA030050R0000	17,300
			Status LED, StatusBus	Smile 11 EC Tina	2TLA030050R0900	18,970
			Status LED	Smile 12 EA Tina	2TLA030050R0200	18,810
Plastic housing IP66, IP67 and IP69K	2 NC	1 m cable from bottom 1 m leads from bottom 1 x M12-5 male 2 x M12-5 male	Status LED	Smile 10 EA	2TLA030051R0400	15,660
			-	Smile 10 EK	2TLA030051R0600	11,660
			Status LED	Smile 11 EA	2TLA030051R0000	14,990
			Status LED	Smile 12 EA	2TLA030051R0200	16,470
Plastic housing IP66, IP67 and IP69K	2 NC*	2 x M20 conduits	-	CEPY1-1002 (Compact)	1SFA619821R1002	6,276
			With shroud	CEPY1-2002 (Compact)	1SFA619821R2002	6,722
Metal housing IP67 and IP69K	2 NO + 2 NC	3 x M20 conduits	Status LED	EStrongZ LED	2TLA050220R0222	44,870
			-	EStrongZ	2TLA050220R0020	40,560

* Can be adapted to DYNlink with Tina

Emergency stop grab wire safety switch



IP rating	Material	E-stop button	Contacts	Max. wire length (m)		Feature	Type	Ordering code	L.P.(₹)
				1 unit	2 units				
IP67	Yellow die cast aluminum alloy	No	2 NO + 2 NC	30	50	-	LineStrong1	2TLA050200R0030	29,720
				60	80	-	LineStrong2	2TLA050202R0332	42,380
		Yes	2 NO + 4 NC	100	125	Left hand	LineStrong3L	2TLA050206R0332	53,790
				100	125	Right hand	LineStrong3R	2TLA050208R0332	53,790
				200	325	Both sides	LineStrong3D	2TLA050204R0332	81,500
IP67, IP69K	Stainless steel 316	Yes	2 NO + 2 NC	80	100	-	LineStrong2Z	2TLA050202R0322	88,010
				100	125	Left hand	LineStrong3LZ	2TLA050206R0322	1,02,680
		Yes	2 NO + 4 NC	100	125	Right hand	LineStrong3RZ	2TLA050208R0322	1,02,680
				200	325	Both sides	LineStrong3DZ	2TLA050204R0322	1,30,360

Safety bumper -ASB



Overtravel ^{a)} mm	Description	Material	Type	Ordering code	L.P.(₹)
60	60x100 mm bumper. Length in m needs to be specified on order.	Imitation leather	Bumper ASB 60-100 black/ yellow	2TLA076200R0500	Upon request
120	100x200 mm bumper. Length in m needs to be specified on order.	Imitation leather	Bumper ASB 100-200 black/yellow	2TLA076200R0600	
180	150x300 mm bumper. Length in m needs to be specified on order.	Imitation leather	Bumper ASB 150-300 black/yellow	2TLA076200R0700	
240	200x400 mm bumper. Length in m needs to be specified on order.	Imitation leather	Bumper ASB 200-400 black/yellow	2TLA076200R0800	

^{a)} 60% of bumper height at 10 mm/s

Production cost and cables

Description	Type	Ordering code	L.P.(₹)
Bumpers production cost, including aluminum rail and cables	Bumper production cost	2TLA076200R0000	Upon request

ABB safety

Safety mat ASK – standard sizes




Size mm	Description	Connectors	Type	Ordering code	L.P.(₹)
750x1000	750x1000 safety mat with molded ramp rail and two 5 m cables	1x M8 male 1x M8 female	Safety mat ASK T4 750x1000mm	2TLA076310R1000	Upon request
1000x1000	1000x1000 safety mat with molded ramp rail and two 5 m cables	1x M8 male 1x M8 female	Safety mat ASK T4 1000x1000mm	2TLA076310R1100	
1000x1500	1000x1500 safety mat with molded ramp rail and two 5 m cables	1x M8 male 1x M8 female	Safety mat ASK T4 1000x1500mm	2TLA076310R1200	

Safety mat ASK – custom sizes

Description	Connectors	Type	Ordering code	L.P.(₹)
Base price for custom made safety mat with molded ramp rail	-	Safety mat ASK CM T4, base price	2TLA076301R0200	Upon request
Order code for size (m2) and two 5 m cables. Specify dimensions (width x length in mm) in text.	1x M8 male 1x M8 female	Safety mat ASK CM T4	2TLA076301R0600	

Safety edge TT



Overtravel mm	Description	Material	Type	Ordering code	L.P.(₹)
15	30 mm high safety edge with 25-14 aluminum rail. Length in m needs to be specified on order.	TPE	Safety edge TT 25-30 TPE	2TLA076025R3010	Upon request
22.7	45 mm high safety edge with 25-14 aluminum rail. Length in m needs to be specified on order.	TPE	Safety edge TT 25-45 TPE	2TLA076025R4510	

Production cost and cables

Length of cables m	Description	Type	Ordering code	L.P.(₹)
2.5	Production cost with a 2,5 m cable in each end.	Safety edge production cost 2,5m cable	2TLA076010R0100	Upon request
5	Production cost with a 5 m cable in each end.	Safety edge production cost 5,0m cable	2TLA076010R0500	
10	Production cost with a 10 m cable in each end.	Safety edge production cost 10,0m cable	2TLA076010R1000	

Eden sensors Eva



Code description	Code level	Type	Ordering code	L.P.(₹)
General code. (Eva is interchangeable)	Low level	Eva General code	2TLA020046R0800	3,830
Unique code. (Prevents defeat/fraud)	High level	Eva Unique code	2TLA020046R0900	6,500

Adam



Type of safety controller	Status Bus	Info signal	Local reset	Series connection	Connector male	Type	Ordering code	L.P.(₹)
Pluto	x	x ¹⁾	x	x	M12-5	Adam DYN-Status M12-5	2TLA020051R5200	14,280
Pluto or Vital		x		x	M12-5	Adam DYN-Info M12-5	2TLA020051R5100	12,580
			x	x	M12-5	Adam DYN-Reset M12-5	2TLA020051R5300	16,650
OSSD compatible (incl. Pluto and Sentry)		x			M12-5	Adam OSSD-Info M12-5	2TLA020051R5400	10,840
			x		M12-5	Adam OSSD-Reset M12-5	2TLA020051R5600	14,690
		x	x	x	M12-8	Adam OSSD-Reset M12-8	2TLA020051R5900	17,990

ABB safety

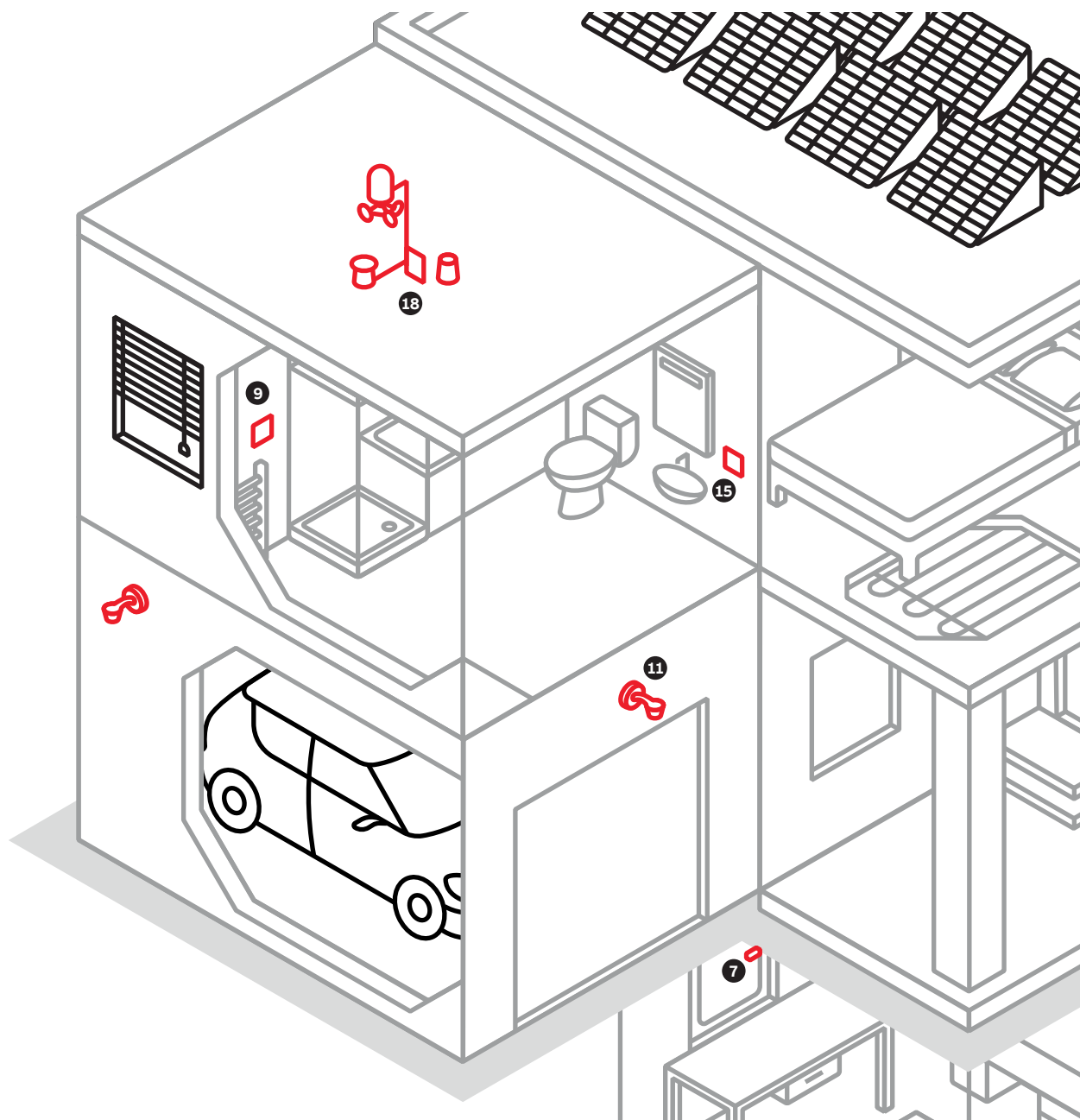
MKey ordering information

Locking function	Material housing	Material head	Holding force	Special feature	Type	Ordering code	L.P.(₹)
—	Plastic	Plastic	12 N		MKey5	2TLA050003R0100	8,860
			40 N		MKey5+	2TLA050003R0101	9,790
	Stainless steel	Stainless steel	12 N		MKey5 SSH	2TLA050003R0110	12,520
			40 N		MKey5+ SSH	2TLA050003R0111	13,890
Process lock (power to lock)	Plastic	Stainless steel	12 N	IP69K	MKey5Z	2TLA050003R0120	36,000
			40 N	IP69K	MKey5+Z	2TLA050003R0121	40,890
	Die cast	Die cast	1800 N		MKey9M 24VDC	2TLA050009R0112	48,200
			2000 N		MKey8M 24VDC	2TLA050013R0132	67,120
Safety lock (power to unlock)	Plastic	Stainless steel	1800 N		MKey9 24VDC	2TLA050007R0112	44,900
				No key supplied	MKey9 24VDC, No Key	2TLA050007R0012	43,870
	Die cast	Die cast	2000 N		MKey8 24VDC	2TLA050011R0132	62,150
				With escape release button	MKey8ER 24VDC	2TLA050015R0132	88,370
	Stainless steel	Stainless steel	2000 N	IP69K	MKey8Z 24VDC	2TLA050011R0122	98,020



Electrical installation solutions for buildings

A world of advantages

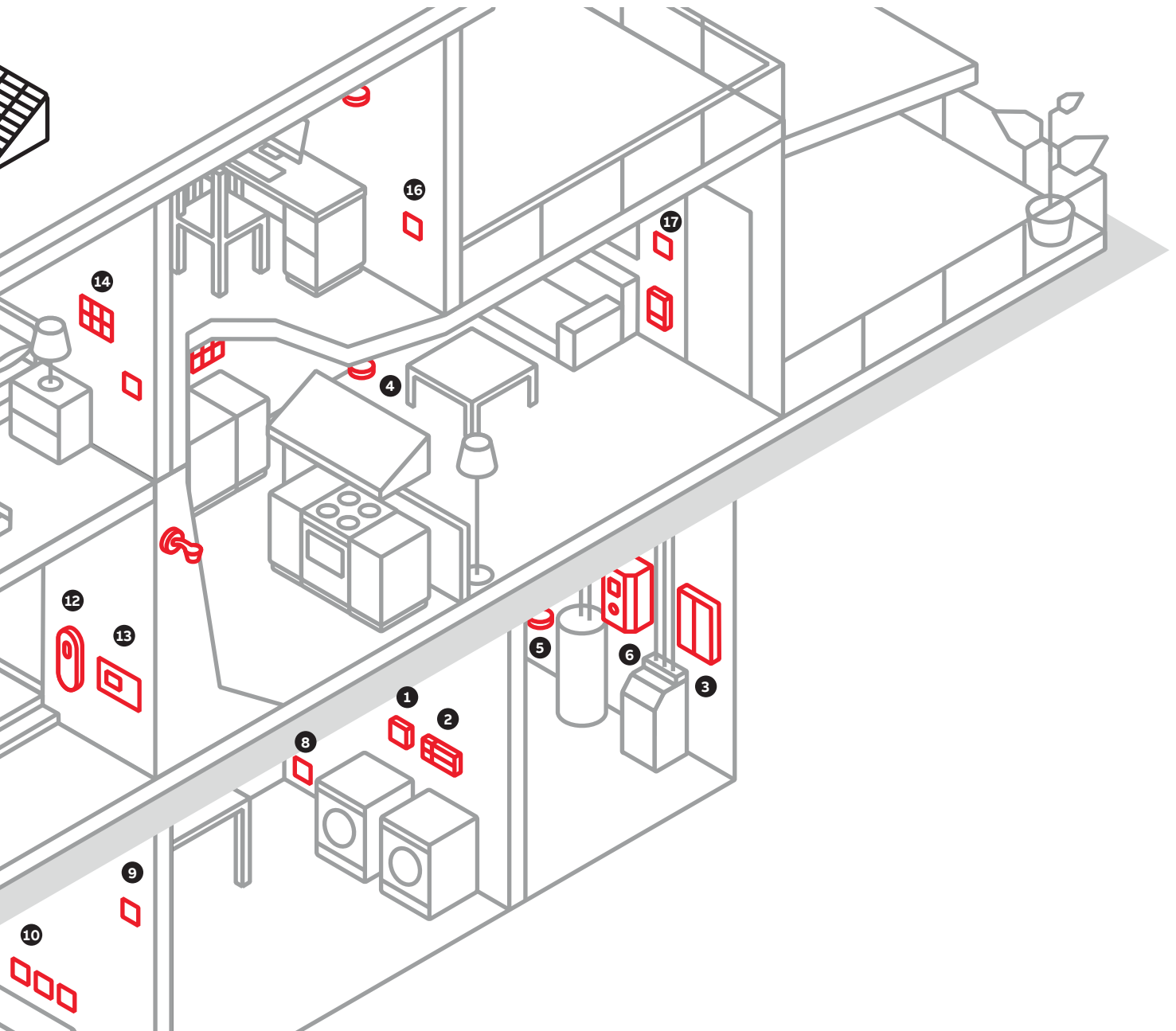


1. Safety switch
2. Energy meter
3. Small and home distributor
4. Smoke detectors
5. Movement detectors
6. Photovoltaic inverter
7. CO₂ indoor air sensor
8. Switches and socket outlets

9. Room temperature controller with venetian blind control unit
10. Busch-DigitalRadio
11. Movement detector
12. Access control systems
13. Burglar alarm systems
14. ABB i-bus® KNX touch panel
15. Safety socket outlets
16. Communications socket outlets

Electrical installation solutions for buildings

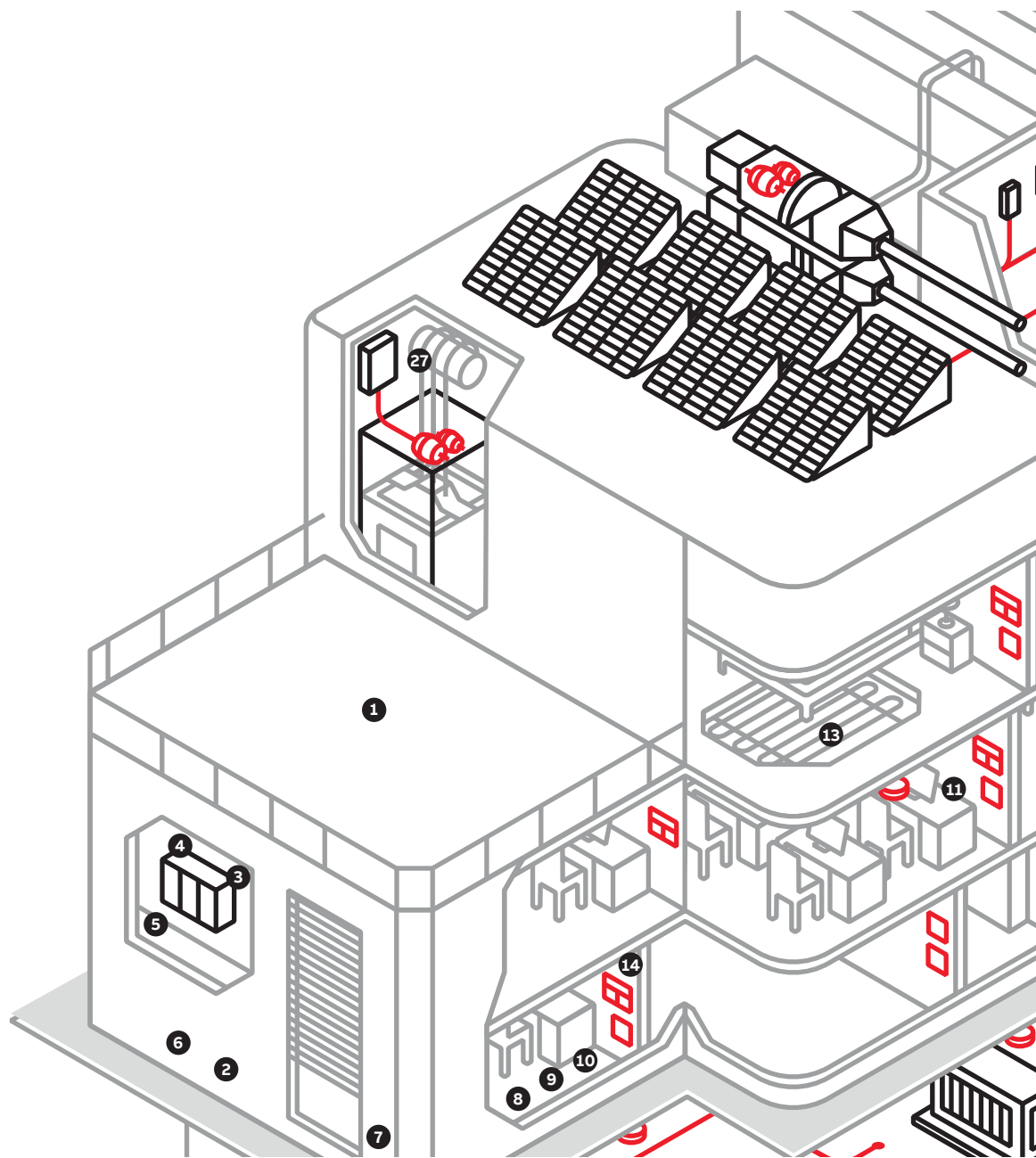
A world of advantages



- 17. Switches and socket outlets for outdoor and wet areas
- 18. Weather sensor unit

Electrical installation solutions for buildings

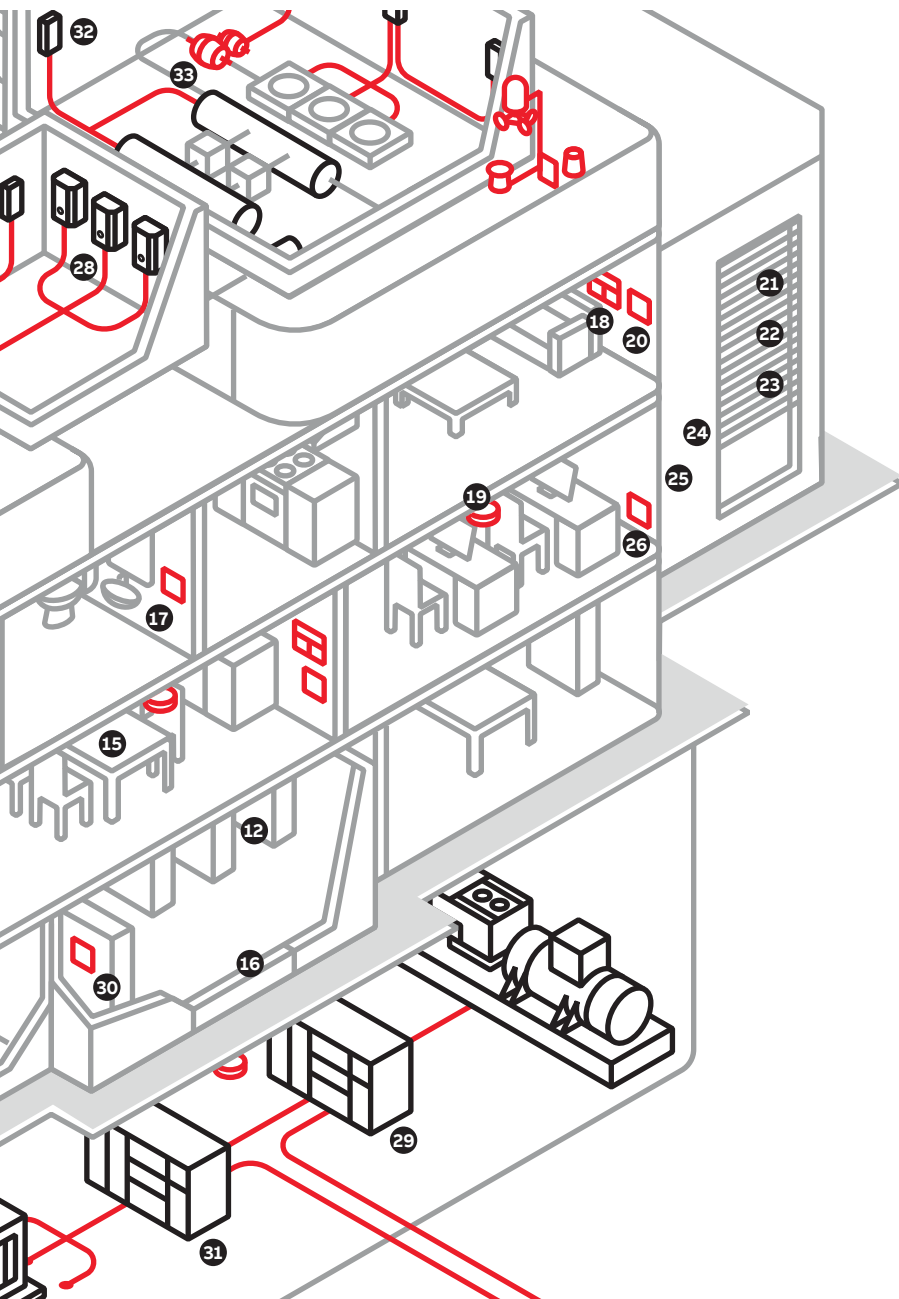
A world of advantages



- | | |
|-------------------------------|--|
| 1. Lightning protection | 10. Push-button |
| 2. Circuit breakers | 11. Non-metallic, flexible cable ducts |
| 3. Central battery systems | 12. Cable duct, cable ties |
| 4. Cable ties and accessories | 13. Protection relay |
| 5. Cable connections | 14. AC & DC switches in housing |
| 6. Distributors | 15. Bus modules |
| 7. Energy meter | 16. Overvoltage protection devices |
| 8. Industrial connectors | 17. Earth-fault relay |
| 9. Terminal blocks | 18. Door communication |

Electrical installation solutions for buildings


A world of advantages



- 19. Emergency lighting
- 20. Timers
- 21. Electrical and grounding connections
- 22. Safety components
- 23. Electrical distribution systems
- 24. Motor starter combinations, soft starters
- 25. Energy distribution unit
- 26. Cable connections & accessories
- 27. EMC safety switch
- 28. DC load-break switches
- 29. Tmax XT power circuit breaker
- 30. OT load-break switches
- 31. XLP safety load-break switch
- 32. Safety switches for aeration or air-conditioning systems
- 33. HVAC controls

Miniature Circuit Breaker SB200M

The details make the difference





State-of-the-art design
Elegant in appearance.
Knob designed for easy operation.



Labelling area
Provision for providing label enables easy identification of circuit during installation, operation & maintenance.



Accessories mountable
Wide range of add-on accessories having 30 different types.
Maximum possibility of mounting: 4 different accessories on the right side and 1 on the left side.



Finger-safe cage terminals
Finger-safe terminals, equipped with cage terminals suitable for 25 mm² cables and pin-type busbars up to 10 mm².



Housing cover with fire retardant material
100% recyclable plastic material with fire retardant, high melting point, low water absorption, high dielectric strength properties and is 100% free of halogens.



Laser marking
Laser printed information ensures a friction, scratch and solvent resistant marking for easy identification of the products.

Miniature Circuit Breaker SB200 M

The details make the difference 



Technical Features

General data

Standards	IS/IEC 60898-1
Poles	B: 1P, 1P+N, 2P C: 1P, 2P, 3P, 4P, 1P+N, 3P+N D: 1P, 2P, 3P, 4P
Rated short-circuit capacity (Icn)	10 kA
Tripping characteristics	B, C, D
Reference temperature for tripping characteristics	30°C
Energy limiting class (B-,C- Curve)	3
Rated voltage Ue	1P : 240/415 V AC 1P + N : 240 V AC 2...4P : 415 V AC 3P + N : 415 V AC
Rated current In	B: 6, 10, 16, 20, 25, 32, 40 A C&D: 0,5, 1, 1,6, 2, 3, 4, 6, 10, 16, 20, 25, 32, 40, 50, 63 A
Rated frequency	50/60 Hz
Max. Power frequency recovery voltage (Umax)	1P: 264 V AC; 60V DC; 1P+N:264 V AC; 60V DC; 2...4P : 457 V AC; 2P: 120V DC; 3P+N: 457 V AC; 120V DC;
Min. operating voltage	12 V AC
Rated insulation voltage Ui acc. to IEC/EN 60664-1	250 V AC (phase to ground) , 440 V AC (phase to phase)
Rated impulse withstand voltage Uimp. (1.2/50µs)	4 kV (test voltage 6.2kV at sea level, 5kV at 2000m)
Dielectric test voltage	2 kV (50 / 60Hz, 1 min.)
Overvoltage category	III
Pollution degree	2
Electrical endurance	In < 32A: 20.000 ops.(AC), In ≥ 32A: 10.000 ops.(AC); 1.000 ops. (DC); 1 cycle (2s - ON, 13s - OFF, In ≤ 32A), 1 cycle (2s - ON, 28s - OFF, In >32A)
Approvals	
BIS approved (as per IS/IEC 60898-1)	yes

MCB SB200 M B characteristic

SB200 M B characteristic

Function: protection and control of the circuits against overloads and short-circuits; protection for resistive and inductive loads with low inrush current.

Applications: residential and commercial.

Standard: IS/IEC 60898-1

Icn=10 kA



SB201 M B 16

SB201 M B

Number of poles	Rated current In A	Order details		Standard pack	Unit MRP (₹)
		Type code	Order code		
1P	6	SB201 M-B6	1SYS271012R0065 ■	12	450
	10	SB201 M-B10	1SYS271012R0105 ■	12	450
	16	SB201 M-B16	1SYS271012R0165 ■	12	450
	20	SB201 M-B20	1SYS271012R0205 ■	12	450
	25	SB201 M-B25	1SYS271012R0255 ■	12	450
	32	SB201 M-B32	1SYS271012R0325 ■	12	450
	40	SB201 M-B40	1SYS271012R0405 ■	12	890



SB201M B 6 NA

SB201 M B NA

Number of poles	Rated current In A	Order details		Standard pack	Unit MRP (₹)
		Type code	Order code		
1P+N	6	SB201 M-B6 NA	1SYS271112R0065 ■	6	1,440
	10	SB201 M-B10 NA	1SYS271112R0105 ■	6	1,440
	16	SB201 M-B16 NA	1SYS271112R0165 ■	6	1,440
	20	SB201 M-B20 NA	1SYS271112R0205 ■	6	1,440
	25	SB201 M-B25 NA	1SYS271112R0255 ■	6	1,440
	32	SB201 M-B32 NA	1SYS271112R0325 ■	6	1,440
	40	SB201 M-B40 NA	1SYS271112R0405 ■	6	2,340



SB202M B 16

SB202 M B

Number of poles	Rated current In A	Order details		Standard pack	Unit MRP (₹)
		Type code	Order code		
2P	6	SB202 M-B6	1SYS272012R0065 ■	6	1,430
	10	SB202 M-B10	1SYS272012R0105 ■	6	1,430
	16	SB202 M-B16	1SYS272012R0165 ■	6	1,430
	20	SB202 M-B20	1SYS272012R0205 ■	6	1,430
	25	SB202 M-B25	1SYS272012R0255 ■	6	1,430
	32	SB202 M-B32	1SYS272012R0325 ■	6	1,430
	40	SB202 M-B40	1SYS272012R0405 ■	6	2,290

■ Stock items

MCB SB200 M C characteristic

SB200 M C characteristic

Function: protection and control of the circuits against overloads and short-circuits; protection for resistive and inductive loads with low inrush current.

Applications: residential and commercial.

Standard: IS/IEC 60898-1

Icn=10 kA



SB201 M C 16

SB201 M C

Number of poles	Rated current In A	Order details		Standard pack	Unit MRP (₹)
		Type code	Order code		
1P	0.5	SB201 M-C0.5	1SYS271012R0984	12	760
	1	SB201 M-C1	1SYS271012R0014	12	760
	1.6	SB201 M-C1.6	1SYS271012R0974	12	760
	2	SB201 M-C2	1SYS271012R0024	12	660
	3	SB201 M-C3	1SYS271012R0034	12	660
	4	SB201 M-C4	1SYS271012R0044	12	660
	6	SB201 M-C6	1SYS271012R0064 ■	12	450
	10	SB201 M-C10	1SYS271012R0104 ■	12	450
	16	SB201 M-C16	1SYS271012R0164 ■	12	450
	20	SB201 M-C20	1SYS271012R0204 ■	12	450
	25	SB201 M-C25	1SYS271012R0254 ■	12	450
	32	SB201 M-C32	1SYS271012R0324 ■	12	450
	40	SB201 M-C40	1SYS271012R0404	12	890
	50	SB201 M-C50	1SYS271012R0504	12	890
	63	SB201 M-C63	1SYS271012R0634	12	890

SB201 M C NA



SB201M C 16 NA

Number of poles	Rated current In A	Order details		Standard pack	Unit MRP (₹)
		Type code	Order code		
1P+N	0.5	SB201 M-C0.5 NA	1SYS271112R0984	6	2,390
	1	SB201 M-C1 NA	1SYS271112R0014	6	2,390
	1.6	SB201 M-C1.6 NA	1SYS271112R0974	6	2,390
	2	SB201 M-C2 NA	1SYS271112R0024	6	2,080
	3	SB201 M-C3 NA	1SYS271112R0034	6	2,080
	4	SB201 M-C4 NA	1SYS271112R0044	6	2,080
	6	SB201 M-C6 NA	1SYS271112R0064 ■	6	1,440
	10	SB201 M-C10 NA	1SYS271112R0104 ■	6	1,440
	16	SB201 M-C16 NA	1SYS271112R0164 ■	6	1,440
	20	SB201 M-C20 NA	1SYS271112R0204 ■	6	1,440
	25	SB201 M-C25 NA	1SYS271112R0254 ■	6	1,440
	32	SB201 M-C32 NA	1SYS271112R0324 ■	6	1,440
	40	SB201 M-C40 NA	1SYS271112R0404 ■	6	2,340
	50	SB201 M-C50 NA	1SYS271112R0504 ■	6	2,340
	63	SB201 M-C63 NA	1SYS271112R0634 ■	6	2,340

■ Stock items

MCB SB200 M

C characteristic



SB202 M C 16

SB202 M C

Number of poles	Rated current In A	Order details		Standard pack	Unit MRP (₹)
		Type code	Order code		
2P	0.5	SB202 M-C0.5	1SYS272012R0984	6	2,210
	1	SB202 M-C1	1SYS272012R0014	6	2,210
	1.6	SB202 M-C1.6	1SYS272012R0974	6	2,210
	2	SB202 M-C2	1SYS272012R0024	6	2,030
	3	SB202 M-C3	1SYS272012R0034	6	2,030
	4	SB202 M-C4	1SYS272012R0044	6	2,030
	6	SB202 M-C6	1SYS272012R0064 ■	6	1,430
	10	SB202 M-C10	1SYS272012R0104 ■	6	1,430
	16	SB202 M-C16	1SYS272012R0164 ■	6	1,430
	20	SB202 M-C20	1SYS272012R0204 ■	6	1,430
	25	SB202 M-C25	1SYS272012R0254 ■	6	1,430
	32	SB202 M-C32	1SYS272012R0324 ■	6	1,430
	40	SB202 M-C40	1SYS272012R0404 ■	6	2,290
	50	SB202 M-C50	1SYS272012R0504 ■	6	2,290
	63	SB202 M-C63	1SYS272012R0634 ■	6	2,290



SB203 M C 16

SB203 M C

Number of poles	Rated current In A	Order details		Standard pack	Unit MRP (₹)
		Type code	Order code		
3P	0.5	SB203 M-C0.5	1SYS273012R0984	4	3,410
	1	SB203 M-C1	1SYS273012R0014	4	3,410
	1.6	SB203 M-C1.6	1SYS273012R0974	4	3,410
	2	SB203 M-C2	1SYS273012R0024	4	3,120
	3	SB203 M-C3	1SYS273012R0034	4	3,120
	4	SB203 M-C4	1SYS273012R0044	4	3,120
	6	SB203 M-C6	1SYS273012R0064 ■	4	2,340
	10	SB203 M-C10	1SYS273012R0104 ■	4	2,340
	16	SB203 M-C16	1SYS273012R0164 ■	4	2,340
	20	SB203 M-C20	1SYS273012R0204 ■	4	2,340
	25	SB203 M-C25	1SYS273012R0254 ■	4	2,340
	32	SB203 M-C32	1SYS273012R0324 ■	4	2,340
	40	SB203 M-C40	1SYS273012R0404 ■	4	3,590
	50	SB203 M-C50	1SYS273012R0504 ■	4	3,590
	63	SB203 M-C63	1SYS273012R0634 ■	4	3,590

■ Stock items

MCB SB200 M C characteristic



SB203 M C 16 NA

SB203M C NA

Number of poles	Rated current In A	Order details		Standard pack	Unit MRP (₹)
		Type code	Order code		
3P+N	0.5	SB203 M-C0.5 NA	1SYS273112R0984	3	5,040
	1	SB203 M-C1 NA	1SYS273112R0014	3	5,040
	1.6	SB203 M-C1.6 NA	1SYS273112R0974	3	5,040
	2	SB203 M-C2 NA	1SYS273112R0024	3	4,440
	3	SB203 M-C3 NA	1SYS273112R0034	3	4,440
	4	SB203 M-C4 NA	1SYS273112R0044	3	4,440
	6	SB203 M-C6 NA	1SYS273112R0064 ■	3	3,190
	10	SB203 M-C10 NA	1SYS273112R0104 ■	3	3,190
	16	SB203 M-C16 NA	1SYS273112R0164 ■	3	3,190
	20	SB203 M-C20 NA	1SYS273112R0204 ■	3	3,190
	25	SB203 M-C25 NA	1SYS273112R0254 ■	3	3,190
	32	SB203 M-C32 NA	1SYS273112R0324 ■	3	3,190
	40	SB203 M-C40 NA	1SYS273112R0404 ■	3	4,500
	50	SB203 M-C50 NA	1SYS273112R0504 ■	3	4,500
	63	SB203 M-C63 NA	1SYS273112R0634 ■	3	4,500



SB204 M C 16

SB204 M C

Number of poles	Rated current In A	Order details		Standard pack	Unit MRP (₹)
		Type code	Order code		
4P	0.5	SB204 M-C0.5	1SYS274012R0984	3	4,780
	1	SB204 M-C1	1SYS274012R0014	3	4,780
	1.6	SB204 M-C1.6	1SYS274012R0974	3	4,780
	2	SB204 M-C2	1SYS274012R0024	3	4,200
	3	SB204 M-C3	1SYS274012R0034	3	4,200
	4	SB204 M-C4	1SYS274012R0044	3	4,200
	6	SB204 M-C6	1SYS274012R0064 ■	3	3,010
	10	SB204 M-C10	1SYS274012R0104 ■	3	3,010
	16	SB204 M-C16	1SYS274012R0164 ■	3	3,010
	20	SB204 M-C20	1SYS274012R0204 ■	3	3,010
	25	SB204 M-C25	1SYS274012R0254 ■	3	3,010
	32	SB204 M-C32	1SYS274012R0324 ■	3	3,010
	40	SB204 M-C40	1SYS274012R0404 ■	3	4,610
	50	SB204 M-C50	1SYS274012R0504 ■	3	4,610
	63	SB204 M-C63	1SYS274012R0634 ■	3	4,610

■ Stock items

MCB SB200 M D characteristic

SB200 M D characteristic

Function: protection and control of the circuits against overloads and short-circuits; protection for resistive and inductive loads with low inrush current.

Applications: residential and commercial.

Standard: IS/IEC 60898-1

Icn=10 kA



SB201 M D 16

SB201 M D

Number of poles	Rated current In A	Order details		Standard pack	Unit MRP (₹)
		Type code	Order code		
1P	0.5	SB201 M-D0,5	1SYS271012R0981	12	880
	1	SB201 M-D1	1SYS271012R0011	12	880
	1.6	SB201 M-D1,6	1SYS271012R0971	12	880
	2	SB201 M-D2	1SYS271012R0021	12	770
	3	SB201 M-D3	1SYS271012R0031	12	770
	4	SB201 M-D4	1SYS271012R0041	12	770
	6	SB201 M-D6	1SYS271012R0061	12	630
	10	SB201 M-D10	1SYS271012R0101	12	630
	16	SB201 M-D16	1SYS271012R0161	12	630
	20	SB201 M-D20	1SYS271012R0201	12	630
	25	SB201 M-D25	1SYS271012R0251	12	630
	32	SB201 M-D32	1SYS271012R0321	12	630
	40	SB201 M-D40	1SYS271012R0401	12	1,060
	50	SB201 M-D50	1SYS271012R0501	12	1,060
	63	SB201 M-D63	1SYS271012R0631	12	1,060

SB202 M D



SB202 M D 16

Number of poles	Rated current In A	Order details		Standard pack	Unit MRP (₹)
		Type code	Order code		
2P	0.5	SB202 M-D0.5	1SYS272012R0981	6	2,620
	1	SB202 M-D1	1SYS272012R0011	6	2,620
	1.6	SB202 M-D1.6	1SYS272012R0971	6	2,620
	2	SB202 M-D2	1SYS272012R0021	6	2,300
	3	SB202 M-D3	1SYS272012R0031	6	2,300
	4	SB202 M-D4	1SYS272012R0041	6	2,300
	6	SB202 M-D6	1SYS272012R0061	6	1,640
	10	SB202 M-D10	1SYS272012R0101	6	1,640
	16	SB202 M-D16	1SYS272012R0161	6	1,640
	20	SB202 M-D20	1SYS272012R0201	6	1,640
	25	SB202 M-D25	1SYS272012R0251	6	1,640
	32	SB202 M-D32	1SYS272012R0321	6	1,640
	40	SB202 M-D40	1SYS272012R0401	6	2,700
	50	SB202 M-D50	1SYS272012R0501	6	2,700
	63	SB202 M-D63	1SYS272012R0631	6	2,700

MCB SB200 M

D characteristic



SB203 M D 16

SB203 M D

Number of poles	Rated current In A	Order details		Standard pack	Unit MRP (₹)
		Type code	Order code		
3P	0.5	SB203 M-D0.5	1SYS273012R0981	4	4,050
	1	SB203 M-D1	1SYS273012R0011	4	4,050
	1.6	SB203 M-D1.6	1SYS273012R0971	4	4,050
	2	SB203 M-D2	1SYS273012R0021	4	3,550
	3	SB203 M-D3	1SYS273012R0031	4	3,550
	4	SB203 M-D4	1SYS273012R0041	4	3,550
	6	SB203 M-D6	1SYS273012R0061	4	2,680
	10	SB203 M-D10	1SYS273012R0101	4	2,680
	16	SB203 M-D16	1SYS273012R0161	4	2,680
	20	SB203 M-D20	1SYS273012R0201	4	2,680
	25	SB203 M-D25	1SYS273012R0251	4	2,680
	32	SB203 M-D32	1SYS273012R0321	4	2,680
	40	SB203 M-D40	1SYS273012R0401	4	4,230
	50	SB203 M-D50	1SYS273012R0501	4	4,230
63	SB203 M-D63	1SYS273012R0631	4	4,230	



SB204 M D 16

SB204 M D


Number of poles	Rated current In A	Order details		Standard pack	Unit MRP (₹)
		Type code	Order code		
4P	0.5	SB204 M-D0.5	1SYS274012R0981	3	4,450
	1	SB204 M-D1	1SYS274012R0011	3	4,450
	1.6	SB204 M-D1.6	1SYS274012R0971	3	4,450
	2	SB204 M-D2	1SYS274012R0021	3	4,680
	3	SB204 M-D3	1SYS274012R0031	3	4,680
	4	SB204 M-D4	1SYS274012R0041	3	4,680
	6	SB204 M-D6	1SYS274012R0061	3	3,720
	10	SB204 M-D10	1SYS274012R0101	3	3,720
	16	SB204 M-D16	1SYS274012R0161	3	3,720
	20	SB204 M-D20	1SYS274012R0201	3	3,720
	25	SB204 M-D25	1SYS274012R0251	3	3,720
	32	SB204 M-D32	1SYS274012R0321	3	3,720
	40	SB204 M-D40	1SYS274012R0401	3	4,890
	50	SB204 M-D50	1SYS274012R0501	3	4,890
63	SB204 M-D63	1SYS274012R0631	3	4,890	



Miniature Circuit Breaker SB200M Industrial range

NEW


The new dimension in efficiency and power



IP20 - finger safety.

Save your time – all-important data available right away.

Robust marking thanks to laser marking.

 BIS approved (as per IS/IEC 60947-2)

Captive screws: don't lose what's important for you.

Whatever your application need is – applicable with a wide range of accessories.





State-of-the-art design
Elegant in appearance.
Knob designed for easy operation.



Accessories mountable
Wide range of add-on accessories having 30 different types.
Maximum possibility of mounting: 4 different accessories on the right side and 1 on the left side.



Labelling area
Provision for providing label enables easy identification of circuit during installation, operation & maintenance.



Housing cover with fire retardant material
100% recyclable plastic material with fire retardant, high melting point, low water absorption, high dielectric strength properties and is 100% free of halogens.



Laser marking
Laser printed information ensures a friction, scratch and solvent resistant marking for easy identification of the products.



Finger-safe cage terminals
Finger-safe terminals, equipped with cage terminals suitable for 25 mm² cables and pin-type busbars up to 10 mm².

Miniature Circuit Breaker SB200M Industrial range

The new dimension in efficiency and power



Technical Features

General data

Standards	IS/IEC 60947-2
Poles	B: 1P, 1P+N, 2P C: 1P, 2P, 3P, 4P, 1P+N, 3P+N D: 1P, 2P, 3P, 4P
Rated ultimate short-circuit breaking capacity (I _{cu})	10 kA
Rated service short-circuit breaking capacity (I _{cs})	7.5 kA
Tripping characteristics	B, C, D
Reference temperature for tripping characteristics	30°C
Energy limiting class (B-,C- Curve)	3
Rated voltage U _e	1P : 240/415 V AC 1P + N : 240 V AC 2...4P : 415 V AC 3P + N : 415 V AC
Rated current I _n	B: 6, 10, 16, 20, 25, 32, 40 A C&D: 0,5, 1, 1,6, 2, 3, 4, 6, 10, 16, 20, 25, 32, 40, 50, 63 A
Rated frequency	50 / 60 Hz
Max. power frequency recovery voltage (U _{max})	1P: 264 V AC; 60V DC; 1P+N: 264 V AC; 2...4P : 457 V AC; 2P: 120V DC; 3P+N: 457 V AC
Min. operating voltage	12 V AC
Rated insulation voltage U _i acc. to IEC/EN 60664-1	250 V AC (phase to ground) , 440 V AC (phase to phase)
Rated impulse withstand voltage U _{imp} . (1.2/50µs)	4 kV (test voltage 6.2kV at sea level, 5kV at 2.000m)
Dielectric test voltage	2 kV (50 / 60Hz, 1 min.)
Overvoltage category	III
Pollution degree	3
Electrical endurance	I _n < 32A: 20.000 ops.(AC), I _n ≥ 32A: 10.000 ops.(AC); 1.000 ops. (DC); 1 cycle (2s - ON, 13s - OFF, I _n ≤ 32A), 1 cycle (2s - ON, 28s - OFF, I _n >32A)
Approvals	
BIS approved (as per IS/IEC 60947-2)	yes

MCB SB200M Industrial

B characteristic

SB200M Industrial B characteristic

Function: protection and control of the circuits against overloads and short-circuits; protection for resistive and inductive loads with low inrush current.

Applications: industrial

Standard: IS/IEC 60947-2

Icu=10 kA



SB201M I B 16

SB201M Industrial B

Number of poles	Rated current	Order details		Pack unit	Unit MRP (₹)
	In A	Type code	Order code	pc.	
1P	6 A	SB201M I-B6	1SYS271022R0065	12	470
	10 A	SB201M I-B10	1SYS271022R0105	12	470
	16 A	SB201M I-B16	1SYS271022R0165	12	470
	20 A	SB201M I-B20	1SYS271022R0205	12	470
	25 A	SB201M I-B25	1SYS271022R0255	12	470
	32 A	SB201M I-B32	1SYS271022R0325	12	470
	40 A	SB201M I-B40	1SYS271022R0405	12	930



SB201M I B 6 NA

SB201M Industrial B NA

Number of poles	Rated current	Order details		Pack unit	Unit MRP (₹)
	In A	Type code	Order code	pc.	
1P+N	6 A	SB201M I-B6 NA	1SYS271122R0065	6	1,510
	10 A	SB201M I-B10 NA	1SYS271122R0105	6	1,510
	16 A	SB201M I-B16 NA	1SYS271122R0165	6	1,510
	20 A	SB201M I-B20 NA	1SYS271122R0205	6	1,510
	25 A	SB201M I-B25 NA	1SYS271122R0255	6	1,510
	32 A	SB201M I-B32 NA	1SYS271122R0325	6	1,510
	40 A	SB201M I-B40 NA	1SYS271122R0405	6	2,460



SB202M I B 16

SB202M Industrial B

Number of poles	Rated current	Order details		Pack unit	Unit MRP (₹)
	In A	Type code	Order code	pc.	
2P	6 A	SB202M I-B6	1SYS272022R0065	6	1,500
	10 A	SB202M I-B10	1SYS272022R0105	6	1,500
	16 A	SB202M I-B16	1SYS272022R0165	6	1,500
	20 A	SB202M I-B20	1SYS272022R0205	6	1,500
	25 A	SB202M I-B25	1SYS272022R0255	6	1,500
	32 A	SB202M I-B32	1SYS272022R0325	6	1,500
	40 A	SB202M I-B40	1SYS272022R0405	6	2,410

MCB SB200M Industrial C characteristic

SB200M Industrial C characteristic

Function: protection and control of the circuits against overloads and short-circuits; protection for resistive and inductive loads with low inrush current.

Applications: industrial

Standard: IS/IEC 60947-2

Icu=10 kA



SB201M I C 16

SB201M Industrial C

Number of poles	Rated current	Order details		Pack unit pc.	Unit MRP (₹)
	In A	Type code	Order code		
1P	0.5 A	SB201M I-C0.5	1SYS271022R0984	12	800
	1 A	SB201M I-C1	1SYS271022R0014	12	800
	1.6 A	SB201M I-C1.6	1SYS271022R0974	12	800
	2 A	SB201M I-C2	1SYS271022R0024	12	690
	3 A	SB201M I-C3	1SYS271022R0034	12	690
	4 A	SB201M I-C4	1SYS271022R0044	12	690
	6 A	SB201M I-C6	1SYS271022R0064	12	470
	10 A	SB201M I-C10	1SYS271022R0104	12	470
	16 A	SB201M I-C16	1SYS271022R0164	12	470
	20 A	SB201M I-C20	1SYS271022R0204	12	470
	25 A	SB201M I-C25	1SYS271022R0254	12	470
	32 A	SB201M I-C32	1SYS271022R0324	12	470
	40 A	SB201M I-C40	1SYS271022R0404	12	930
	50 A	SB201M I-C50	1SYS271022R0504	12	930
	63 A	SB201M I-C63	1SYS271022R0634	12	930

SB201M Industrial C NA



SB201M I C 6 NA

Number of poles	Rated current	Order details		Pack unit pc.	Unit MRP (₹)
	In A	Type code	Order code		
1P+N	0.5 A	SB201M I-C0.5 NA	1SYS271122R0984	6	2,510
	1 A	SB201M I-C1 NA	1SYS271122R0014	6	2,510
	1.6 A	SB201M I-C1.6 NA	1SYS271122R0974	6	2,510
	2 A	SB201M I-C2 NA	1SYS271122R0024	6	2,190
	3 A	SB201M I-C3 NA	1SYS271122R0034	6	2,190
	4 A	SB201M I-C4 NA	1SYS271122R0044	6	2,190
	6 A	SB201M I-C6 NA	1SYS271122R0064	6	1,510
	10 A	SB201M I-C10 NA	1SYS271122R0104	6	1,510
	16 A	SB201M I-C16 NA	1SYS271122R0164	6	1,510
	20 A	SB201M I-C20 NA	1SYS271122R0204	6	1,510
	25 A	SB201M I-C25 NA	1SYS271122R0254	6	1,510
	32 A	SB201M I-C32 NA	1SYS271122R0324	6	1,510
	40 A	SB201M I-C40 NA	1SYS271122R0404	6	2,460
	50 A	SB201M I-C50 NA	1SYS271122R0504	6	2,460
	63 A	SB201M I-C63 NA	1SYS271122R0634	6	2,460

MCB SB200M Industrial C characteristic



SB202M I C 16

SB202M Industrial C

Number of poles	Rated current	Order details		Pack unit pc.	Unit MRP (₹)
	In A	Type code	Order code		
2P	0.5 A	SB202M I-C0.5	1SYS272022R0984	6	2,320
	1 A	SB202M I-C1	1SYS272022R0014	6	2,320
	1.6 A	SB202M I-C1.6	1SYS272022R0974	6	2,320
	2 A	SB202M I-C2	1SYS272022R0024	6	2,130
	3 A	SB202M I-C3	1SYS272022R0034	6	2,130
	4 A	SB202M I-C4	1SYS272022R0044	6	2,130
	6 A	SB202M I-C6	1SYS272022R0064	6	1,500
	10 A	SB202M I-C10	1SYS272022R0104	6	1,500
	16 A	SB202M I-C16	1SYS272022R0164	6	1,500
	20 A	SB202 M I-C20	1SYS272022R0204	6	1,500
	25 A	SB202M I-C25	1SYS272022R0254	6	1,500
	32 A	SB202M I-C32	1SYS272022R0324	6	1,500
	40 A	SB202M I-C40	1SYS272022R0404	6	2,410
	50 A	SB202M I-C50	1SYS272022R0504	6	2,410
	63 A	SB202M I-C63	1SYS272022R0634	6	2,410



SB203M I C 16

SB203M Industrial C

Number of poles	Rated current	Order details		Pack unit pc.	Unit MRP (₹)
	In A	Type code	Order code		
3P	0.5 A	SB203M I-C0.5	1SYS273022R0984	4	3,590
	1 A	SB203M I-C1	1SYS273022R0014	4	3,590
	1.6 A	SB203M I-C1.6	1SYS273022R0974	4	3,590
	2 A	SB203M I-C2	1SYS273022R0024	4	3,270
	3 A	SB203M I-C3	1SYS273022R0034	4	3,270
	4 A	SB203M I-C4	1SYS273022R0044	4	3,270
	6 A	SB203M I-C6	1SYS273022R0064	4	2,460
	10 A	SB203M I-C10	1SYS273022R0104	4	2,460
	16 A	SB203M I-C16	1SYS273022R0164	4	2,460
	20 A	SB203M I-C20	1SYS273022R0204	4	2,460
	25 A	SB203M I-C25	1SYS273022R0254	4	2,460
	32 A	SB203M I-C32	1SYS273022R0324	4	2,460
	40 A	SB203M I-C40	1SYS273022R0404	4	3,770
	50 A	SB203M I-C50	1SYS273022R0504	4	3,770
	63 A	SB203 M I-C63	1SYS273022R0634	4	3,770

MCB SB200M Industrial

C characteristic



SB203M I C 16 NA

SB203M Industrial C NA

Number of poles	Rated current In A	Order details		Pack unit pc.	Unit MRP (₹)
		Type code	Order code		
3P+N	0.5 A	SB203M I-C0.5 NA	1SYS273122R0984	3	5,290
	1 A	SB203M I-C1 NA	1SYS273122R0014	3	5,290
	1.6 A	SB203M I-C1.6 NA	1SYS273122R0974	3	5,290
	2 A	SB203M I-C2 NA	1SYS273122R0024	3	4,670
	3 A	SB203M I-C3 NA	1SYS273122R0034	3	4,670
	4 A	SB203M I-C4 NA	1SYS273122R0044	3	4,670
	6 A	SB203M I-C6 NA	1SYS273122R0064	3	3,350
	10 A	SB203M I-C10 NA	1SYS273122R0104	3	3,350
	16 A	SB203M I-C16 NA	1SYS273122R0164	3	3,350
	20 A	SB203M I-C20 NA	1SYS273122R0204	3	3,350
	25 A	SB203M I-C25 NA	1SYS273122R0254	3	3,350
	32 A	SB203M I-C32 NA	1SYS273122R0324	3	3,350
	40 A	SB203M I-C40 NA	1SYS273122R0404	3	4,730
	50 A	SB203M I-C50 NA	1SYS273122R0504	3	4,730
	63 A	SB203M I-C63 NA	1SYS273122R0634	3	4,730



SB204M I C 16

SB204M Industrial C

Number of poles	Rated current In A	Order details		Pack unit pc.	Unit MRP (₹)
		Type code	Order code		
4P	0.5 A	SB204M I-C0.5	1SYS274022R0984	3	5,020
	1 A	SB204M I-C1	1SYS274022R0014	3	5,020
	1.6 A	SB204M I-C1.6	1SYS274022R0974	3	5,020
	2 A	SB204M I-C2	1SYS274022R0024	3	4,410
	3 A	SB204M I-C3	1SYS274022R0034	3	4,410
	4 A	SB204M I-C4	1SYS274022R0044	3	4,410
	6 A	SB204M I-C6	1SYS274022R0064	3	3,160
	10 A	SB204M I-C10	1SYS274022R0104	3	3,160
	16 A	SB204M I-C16	1SYS274022R0164	3	3,160
	20 A	SB204M I-C20	1SYS274022R0204	3	3,160
	25 A	SB204M I-C25	1SYS274022R0254	3	3,160
	32 A	SB204M I-C32	1SYS274022R0324	3	3,160
	40 A	SB204M I-C40	1SYS274022R0404	3	4,840
	50 A	SB204M I-C50	1SYS274022R0504	3	4,840
	63 A	SB204M I-C63	1SYS274022R0634	3	4,840

MCB SB200M Industrial

D characteristic

SB200M Industrial D characteristic

Function: protection and control of the circuits against overloads and short-circuits; protection for resistive and inductive loads with low inrush current.

Applications: industrial

Standard: IS/IEC 60947-2

Icu=10 kA



SB201M I D 16

SB201M Industrial D

Number of poles	Rated current In A	Order details		Pack unit pc.	Unit MRP (₹)
		Type code	Order code		
1P	0.5 A	SB201M I-D0.5	1SYS271022R0981	12	920
	1 A	SB201M I-D1	1SYS271022R0011	12	920
	1.6 A	SB201M I-D1.6	1SYS271022R0971	12	920
	2 A	SB201M I-D2	1SYS271022R0021	12	810
	3 A	SB201M I-D3	1SYS271022R0031	12	810
	4 A	SB201M I-D4	1SYS271022R0041	12	810
	6 A	SB201M I-D6	1SYS271022R0061	12	660
	10 A	SB201M I-D10	1SYS271022R0101	12	660
	16 A	SB201M I-D16	1SYS271022R0161	12	660
	20 A	SB201M I-D20	1SYS271022R0201	12	660
	25 A	SB201M I-D25	1SYS271022R0251	12	660
	32 A	SB201M I-D32	1SYS271022R0321	12	660
	40 A	SB201M I-D40	1SYS271022R0401	12	1,110
	50 A	SB201M I-D50	1SYS271022R0501	12	1,110
	63 A	SB201M I-D63	1SYS271022R0631	12	1,110

SB202M Industrial D



SB202M I D 16

Number of poles	Rated current In A	Order details		Pack unit pc.	Unit MRP (₹)
		Type code	Order code		
2P	0.5 A	SB202M I-D0.5	1SYS272022R0981	6	2,750
	1 A	SB202M I-D1	1SYS272022R0011	6	2,750
	1.6 A	SB202M I-D1.6	1SYS272022R0971	6	2,750
	2 A	SB202M I-D2	1SYS272022R0021	6	2,420
	3 A	SB202M I-D3	1SYS272022R0031	6	2,420
	4 A	SB202M I-D4	1SYS272022R0041	6	2,420
	6 A	SB202M I-D6	1SYS272022R0061	6	1,730
	10 A	SB202M I-D10	1SYS272022R0101	6	1,730
	16 A	SB202M I-D16	1SYS272022R0161	6	1,730
	20 A	SB202M I-D20	1SYS272022R0201	6	1,730
	25 A	SB202M I-D25	1SYS272022R0251	6	1,730
	32 A	SB202M I-D32	1SYS272022R0321	6	1,730
	40 A	SB202M I-D40	1SYS272022R0401	6	2,840
	50 A	SB202M I-D50	1SYS272022R0501	6	2,840
	63 A	SB202M I-D63	1SYS272022R0631	6	2,840

MCB SB200M Industrial

D characteristic



SB203M I D 16

SB203M Industrial D

Number of poles	Rated current In A	Order details		Pack unit pc.	Unit MRP (₹)
		Type code	Order code		
3P	0.5 A	SB203M I-D0.5	1SYS273022R0981	4	4,260
	1 A	SB203M I-D1	1SYS273022R0011	4	4,260
	1.6 A	SB203M I-D1.6	1SYS273022R0971	4	4,260
	2 A	SB203M I-D2	1SYS273022R0021	4	3,730
	3 A	SB203M I-D3	1SYS273022R0031	4	3,730
	4 A	SB203M I-D4	1SYS273022R0041	4	3,730
	6 A	SB203M I-D6	1SYS273022R0061	4	2,810
	10 A	SB203M I-D10	1SYS273022R0101	4	2,810
	16 A	SB203M I-D16	1SYS273022R0161	4	2,810
	20 A	SB203M I-D20	1SYS273022R0201	4	2,810
	25 A	SB203M I-D25	1SYS273022R0251	4	2,810
	32 A	SB203M I-D32	1SYS273022R0321	4	2,810
	40 A	SB203M I-D40	1SYS273022R0401	4	4,450
	50 A	SB203M I-D50	1SYS273022R0501	4	4,450
	63 A	SB203M I-D63	1SYS273022R0631	4	4,450



SB204M I D 6

SB204M Industrial D

Number of poles	Rated current In A	Order details		Pack unit pc.	Unit MRP (₹)
		Type code	Order code		
4P	0.5 A	SB204M I-D0.5	1SYS274022R0981	3	4,680
	1 A	SB204M I-D1	1SYS274022R0011	3	4,680
	1.6 A	SB204M I-D1.6	1SYS274022R0971	3	4,680
	2 A	SB204M I-D2	1SYS274022R0021	3	4,910
	3 A	SB204M I-D3	1SYS274022R0031	3	4,910
	4 A	SB204M I-D4	1SYS274022R0041	3	4,910
	6 A	SB204M I-D6	1SYS274022R0061	3	3,900
	10 A	SB204M I-D10	1SYS274022R0101	3	3,900
	16 A	SB204M I-D16	1SYS274022R0161	3	3,900
	20 A	SB204M I-D20	1SYS274022R0201	3	3,900
	25 A	SB204M I-D25	1SYS274022R0251	3	3,900
	32 A	SB204M I-D32	1SYS274022R0321	3	3,900
	40 A	SB204M I-D40	1SYS274022R0401	3	5,140
	50 A	SB204M I-D50	1SYS274022R0501	3	5,140
	63 A	SB204M I-D63	1SYS274022R0631	3	5,140

Miniature Circuit Breaker SB200 DC

Right product for right application


Polarity marking.



IP20 - finger safety.

Captive screws.
Don't lose what's important for you.

Approvals and standard.



Whatever your application need is – applicable with a wide range of accessories.





State-of-the-art design
Elegant in appearance and the knob is designed for easy operation.



Housing cover with fire retardant material
100% recyclable plastic material with fire retardant, high melting point, low water absorption, high dielectric strength properties and is 100% free of halogens.



Labelling area
Provision for providing label enables easy identification and polarity marking of circuit during installation, operation & maintenance.



Laser marking
Laser printed information ensures a friction, scratch and solvent resistant marking for easy identification of the products.



Finger-safe cage terminals
Finger-safe terminals, equipped with cage terminals suitable for 25 mm² cables and pin-type busbars up to 10 mm².



Accessories mountable
Wide range of add-on accessories having 30 different types. Maximum possibility of mounting: 4 different accessories on the right side and 1 on the left side.

MCB SB200 DC

C characteristic

SB200 DC characteristic

Function: protection and control of the circuits against overloads and short-circuits; protection for resistive and inductive loads with low inrush current.

Applications: residential, commercial and industrial.

Standard: IS/IEC 60947-2

Icn=6 kA



SB201 C 6 DC

SB201 DC C

Number of poles	Rated current In A	Order details		Standard pack	Unit L.P. (₹)
		Type code	Order code		
1P	1.6	SB201-C1.6DC	1SYS251067R0974	12	1,470
	2	SB201-C2DC	1SYS251067R0024	12	1,470
	3	SB201-C3DC	1SYS251067R0034	12	1,470
	4	SB201-C4DC	1SYS251067R0044	12	1,470
	6	SB201-C6DC	1SYS251067R0064	12	1,200
	10	SB201-C10DC	1SYS251067R0104	12	1,200
	16	SB201-C16DC	1SYS251067R0164	12	1,200
	20	SB201-C20DC	1SYS251067R0204	12	1,200
	25	SB201-C25DC	1SYS251067R0254	12	1,200
	32	SB201-C32DC	1SYS251067R0324	12	1,200
	40	SB201-C40DC	1SYS251067R0404	12	1,540
	50	SB201-C50DC	1SYS251067R0504	12	1,540
	63	SB201-C63DC	1SYS251067R0634	12	1,540

SB202 DC




SB202 C 10 DC

Number of poles	Rated current In A	Order details		Standard pack	Unit L.P. (₹)
		Type code	Order code		
2P	1.6	SB202-C1.6DC	1SYS252067R0974	6	3,120
	2	SB202-C2DC	1SYS252067R0024	6	3,120
	3	SB202-C3DC	1SYS252067R0034	6	3,120
	4	SB202-C4DC	1SYS252067R0044	6	3,120
	6	SB202-C6DC	1SYS252067R0064	6	2,520
	10	SB202-C10DC	1SYS252067R0104	6	2,520
	16	SB202-C16DC	1SYS252067R0164	6	2,520
	20	SB202-C20DC	1SYS252067R0204	6	2,520
	25	SB202-C25DC	1SYS252067R0254	6	2,520
	32	SB202-C32DC	1SYS252067R0324	6	2,520
	40	SB202-C40DC	1SYS252067R0404	6	3,410
	50	SB202-C50DC	1SYS252067R0504	6	3,410
	63	SB202-C63DC	1SYS252067R0634	6	3,410

Switch Disconnecter SDB200

Assures protection of people and installations

Easy product coding – easy identification:
basic technical information already integrated into the name.



IP20 - finger safety.



BIS approved
(as per IS/IEC 60947-3)

Fully compatible with all System pro *M* devices and accessories.

Patented housing design:
Environment-friendly and performance-optimized.



Patented housing design

Elegant design with 100% halogen free thermoplastic material, possible to recycle completely without any environmental pollution.



Highest performance

With a rated voltage of 253/440 V AC, a rated conditional short-circuit current of 25 kA, terminals with protection from misconnection, a “Real CPI” switching position display, as well as full compatibility with all MCB accessories, the SDB200 is unique in its field of application. SDB200 complies with IS/IEC 60947-3.



Finger-safe cage terminals

Finger-safe terminals, equipped with cage terminals suitable for 25 mm² cables and pin-type busbars up to 10 mm².



ISI and CE marking

In addition to the International standards and markings IEC, the product is certified as per latest Indian Standards (ISI).



Laser printing

Laser printed information ensures a friction, scratch and solvent resistant marking for easy identification of the products.



Switch disconnectors, isolators & change over switches

SDB200, E200 & E 210



SDB203 16 A

SDB200

Number of poles	Rated current In A	Order details		Standard pack	Unit MRP (₹)
		Type code	Order code		
Double pole					
2P	40	SDB202/40	1SYD272115R0040 ■	6	1,030
	63	SDB202/63	1SYD272115R0063 ■	6	1,330
Triple pole					
3P	40	SDB203/40	1SYD273115R0040 ■	4	1,740
	63	SDB203/63	1SYD273115R0063 ■	4	2,040
Four pole					
4P	40	SDB204/40	1SYD274115R0040 ■	3	2,160
	63	SDB204/63	1SYD274115R0063 ■	3	2,390

Note: Standard packing quantity for SDB switch Disconnector: DP-6 Nos, TP-4 Nos, FP-3 Nos.



E202

E200

Number of poles	Rated current In A	Order details		Standard pack	Unit L.P. (₹)
		Type code	Order code		
Double pole					
2P	80	E202/80r	2CDE282001R0080	1	1,910
	100	E202/100r	2CDE282001R0100	1	3,010
	125	E202/125r	2CDE282001R0125	1	3,100
Triple pole					
3P	80	E203/80r	2CDE283001R0080	1	3,220
	100	E203/100r	2CDE283001R0100	1	3,510
	125	E203/125r	2CDE283001R0125	1	3,920
Four pole					
4P	80	E204/80r	2CDE284001R0080	1	3,620
	100	E204/100r	2CDE284001R0100	1	3,830
	125	E204/125r	2CDE284001R0125	1	4,290



E213

Change over switches

Contacts	Description	Ordering code	Standard pack	Unit L.P. (₹)
2CO	E213-16-002	2CCA703045R0001	10	4,360
	E213-25-002	2CCA703046R0001	10	5,420
	E214-16-202	2CCA703030R0001	10	4,900
	E214-25-202	2CCA703031R0001	10	5,500

■ Stock items

Residual Current Circuit Breaker FB200

A range designed to ensure efficiency and protection



Bi-directional cylindrical terminal ensures higher safety of connecting operations, making them easier.

Test push-button to verify the correct functioning of the device.

Information on the device is laser printed to make it clearly visible and long lasting.

Laser-marked order code on the front to make easier future orders.



ISI and CE marking

In addition to the international standards and markings IEC, the product is certified as per latest Indian Standards (ISI).



High performance

- Rated breaking capacity and rated residual breaking capacity laser printed on the device:
I_m=I_{Δm}= 1000 mA
- Co-ordination with a 63 A rated current with conditional short-circuit capacity I_{nc}=10000 A.



Accessories mountable

Wide range of add-on accessories having 30 different types of accessories. Max. possibility of mounting: 4 different accessories on the right side and 1 on the left side ensures highest flexibility of functions. Universal contact, motorised unique accessory like mechanical tripping devices available only with ABB.



Termination

The availability of two terminals offers different connection solutions, thanks to the possibility to connect two independent cables in the same device: the second terminal can be used for an auxiliary circuit or for the supply of devices with small section cables without connecting them together with the main circuit.



Auto reclosing

The FB200 can be coupled with the auto reclosing unit F2C-ARH in order to ensure continuity of service for the whole installation of your home, avoiding lack of supply.



Dual termination

Two terminals are available, the fore one for cables up to 25 mm², the back one for cables up to 10 mm² or for busbars.

RCCB FB200 and F200 higher rating

AC  type

FB200 AC and F200 type function: protection against the effects of sinusoidal alternating earth fault currents; protection against indirect contacts and additional protection against direct contacts (with $I_{\Delta n}=30$ mA).

Application: residential, commercial, industrial.

Standard: IEC/EN 61008-1; IEC/EN 61008-2-1

Marking: according to EN 61008-1; EN 61008-2-1

FB202 AC



FB202 AC

Number of poles	Rated current In A	Residual rated current (mA)	Order details		Standard pack	Unit MRP (₹)
			Type code	Order code		
2P	25	30	FB202 AC-25/0.03	1SYF202015R1250 ■	1	5,000
	25	100	FB202 AC-25/0.1	1SYF202015R2250 ■	1	5,250
	25	300	FB202 AC-25/0.3	1SYF202015R3250	1	5,270
	40	30	FB202 AC-40/0.03	1SYF202015R1400 ■	1	5,750
	40	100	FB202 AC-40/0.1	1SYF202015R2400 ■	1	6,020
	40	300	FB202 AC-40/0.3	1SYF202015R3400	1	6,190
	63	30	FB202 AC-63/0.03	1SYF202015R1630 ■	1	6,780
	63	100	FB202 AC-63/0.1	1SYF202015R2630 ■	1	7,010
	63	300	FB202 AC-63/0.3	1SYF202015R3630	1	7,150

F202 AC

Number of poles	Rated current In A	Residual rated current (mA)	Order details		Standard pack	Unit L.P. (₹)
			Type code	Order code		
2P	80	30	F202 AC-80/0.03	2CSF202005R1800	1	19,230
	80	100	F202 AC-80/0.1	2CSF202005R2800	1	19,050
	80	300	F202 AC-80/0.3	2CSF202005R3800	1	19,050
	100	30	F202 AC-100/0.03	2CSF202005R1900	1	17,240
	100	100	F202 AC-100/0.1	2CSF202005R2900	1	18,050
	100	300	F202 AC-100/0.3	2CSF202005R3900	1	19,540

FB204 AC



FB204 AC

Number of poles	Rated current In A	Residual rated current (mA)	Order details		Standard pack	Unit MRP (₹)
			Type code	Order code		
4P	25	30	FB204 AC-25/0.03	1SYF204015R1250	1	6,640
	25	100	FB204 AC-25/0.1	1SYF204015R2250	1	6,970
	25	300	FB204 AC-25/0.3	1SYF204015R3250	1	7,230
	40	30	FB204 AC-40/0.03	1SYF204015R1400 ■	1	6,780
	40	100	FB204 AC-40/0.1	1SYF204015R2400 ■	1	6,830
	40	300	FB204 AC-40/0.3	1SYF204015R3400 ■	1	7,280
	63	30	FB204 AC-63/0.03	1SYF204015R1630 ■	1	7,700
	63	100	FB204 AC-63/0.1	1SYF204015R2630 ■	1	8,240
	63	300	FB204 AC-63/0.3	1SYF204015R3630 ■	1	8,330

F204 AC


Number of poles	Rated current In A	Residual rated current (mA)	Order details		Standard pack	Unit L.P. (₹)
			Type code	Order code		
4P	80	30	F204 AC-80/0.03	2CSF204005R1800	1	20,390
	80	100	F204 AC-80/0.1	2CSF204005R2800	1	21,310
	80	300	F204 AC-80/0.3	2CSF204005R3800	1	21,550
	100	30	F204 AC-100/0.03	2CSF204005R1900	1	20,730
	100	100	F204 AC-100/0.1	2CSF204005R2900	1	23,070
	100	300	F204 AC-100/0.3	2CSF204005R3900	1	22,500
	125	30	F204 AC-125/0.03	2CSF204001R1950	1	Upon request
	125	100	F204 AC-125/0.1	2CSF204001R2950	1	
	125	300	F204 AC-125/0.3	2CSF204001R3950	1	

■ Stock items



RCBO DSB201 M

Compact solutions for a complete protection



■ Stock items




Easy installation

The terminals available on DSB200M make easier the supply operation in parallel with cables and busbars as they are composed by two different seats: a front seat for 25 mm² cables and a back seat for 10 mm² busbars. Supply is possible either from top or bottom side.



Mounting clip

Stable fixing on DIN-Rail, easy and fast mounting and dismounting operations thanks to the standard mounting clip.



Combination of auxiliary elements with DSB200M Accessories can be mounted directly in few steps combination possible with the same motor operating device suitable for SB200M combination possible with auxiliary contacts for bottom fitting making DSB200M series suitable for retrofitting and application with space constraints



ISI Marking

RCBO DSB200 M series features ISI marking to signify adherence to latest quality standards



Additional laser printing

Additional information are laser printed on the lateral side of the device, including also the wiring diagram for an easier installation and for an easier stock management.



RFI

Proc
proc
ass
IEC
proc

Residual current circuit breaker with overcurrent protection RCBO - DSB201M series AC & A Type

Technical data

		DSB201M			
Standards		IS 12640-2 / IEC 61009-1			
Electrical features	Type (wave form of the earth leakage sensed)	A / AC Type			
	Number of poles -Module	1P + N			
	Rated current I_n	A	$6 \leq I_n \leq 40$		
	Rated sensitivity $I_{\Delta n}$	mA	30 / 100 / 300		
	Rated voltage U_e	V	240		
	Insulation voltage U_i	V	500 V AC		
	Overvoltage category	III			
	Pollution degree	2			
	Operating voltage of circuit test U_t	V	110 (170 for 30 mA) - 254		
	Rated frequency	Hz	50		
	Rated breaking capacity (I_{cn})	A	10000		
	Rated service short circuit capacity (I_{cs})	kA	7.5		
	Rated residual non-operating current ($I_{\Delta no}$)	mA	15 / 50 / 150		
	Rated impulse withstand voltage (1.2/50) U_{imp}	kV	4		
	Dielectric test voltage at ind. freq. for 1 min.	kV	2.5		
	Thermomagnetic release - characteristic	C: $5 I_n \leq I_n \leq 10 I_n$			
Energy limiting class acc. to EN 61009-1	3				
Mechanical features	Housing	Insulation group I - II, RAL 7035			
	Toggle	Insulation group II, Black RAL 9005, sealable in ON-OFF positions			
	Electrical life	operations	10000		
	Mechanical life	operations	20000		
	Protection degree acc. to EN 60529	housing	IP40		
		housing	IP20		
	Shock resistance acc. to IEC/EN 60068-2-27	25g - 2 shocks - 13ms			
	Vibration resistance acc. to IEC/EN 60068-2-6	0.1 mm or 1g - 20 cycles at 5...150...5 Hz			
	Environmental conditions (damp heat) acc. to IEC/EN 60068-2-30	°C/RH	28 cycles with 55°C/90-96% and 25°C/95-100%		
	Reference temperature for setting of thermal element	°C	30		
	Ambient temperature (with daily average $\leq +35$ °C)	°C	-25...+55		
	Storage temperature	°C	-40...+70		
Installation	Method of connection	Screw type			
	Terminal type	top / bottom	failsafe bi-directional cylinder-lift terminal (shock protected)		
	Terminal size for cables	top / bottom	mm ²	Rigid 1...35	
		top / bottom		Flexible 1...25	
	Tightening torque	top / bottom	Nm	2.8	
	Stripping length of the cable		mm	12	
	Mounting	DIN rail EN 60715 (35mm)			
	Mounting position	Any			
Supply from	Top/Bottom terminals				
Dimensions and weight	Dimensions (H x D x W)	mm	85 x 69 x 35		
	Weight	g	200		
Auxiliary elements	Combinable with accessories and auxiliaries	yes			
Marking	ISI Marking	yes			

RCBO - DSB201M

AC Type ( marked)



DSB201M 1P+N

Features

- Product Standard : IS 12640 (Part 2) : 2016, IEC 61009-1
- Type (wave form of the earth leakage sensed) : AC
- Tripping characteristic : C
- Poles : 2 Poles, 2 Modules
- Rated Current In (A) : 6, 10, 16, 20, 25, 32, 40
- Rated sensitivity IΔn (mA): 30, 100, 300
- Rated frequency (Hz) : 50
Rated voltage Un (V) : 240 V
- Breaking capacity, Icn (A) acc. to IEC 61009 : 10 kA
- Rated Impulse withstand Voltage : 4 kV
Electrical life (operations) : 10000
- Mechanical life (operations) : 20000
Ambient temperature (with daily average ≤ +35°C) : -25...+55°C
- Auxiliary devices : Compatible

RCBO 10kA AC Type - DSB201M

Number of poles / module	Description	Current rating (A)	Residual rated current (mA)	Pack unit (Pc)	Ordering code	Unit L.P. (₹)
1P+N / 2 module	DSB201 M C6 AC30	6	30	1	2CSR275075R1064	7,620
	DSB201 M C10 AC30	10	30	1	2CSR275075R1104	7,620
	DSB201 M C16 AC30	16	30	1	2CSR275075R1164	7,620
	DSB201 M C20 AC30	20	30	1	2CSR275075R1204	7,620
	DSB201 M C25 AC30	25	30	1	2CSR275075R1254 ■	7,620
	DSB201 M C32 AC30	32	30	1	2CSR275075R1324	8,270
	DSB201 M C40 AC30	40	30	1	2CSR275075R1404 ■	9,830
	DSB201 M C6 AC100	6	100	1	2CSR275075R2064	8,580
	DSB201 M C10 AC100	10	100	1	2CSR275075R2104	8,580
	DSB201 M C16 AC100	16	100	1	2CSR275075R2164	8,580
	DSB201 M C20 AC100	20	100	1	2CSR275075R2204	8,580
	DSB201 M C25 AC100	25	100	1	2CSR275075R2254 ■	8,580
	DSB201 M C32 AC100	32	100	1	2CSR275075R2324	8,880
	DSB201 M C40 AC100	40	100	1	2CSR275075R2404 ■	10,380
	DSB201 M C6 AC300	6	300	1	2CSR275075R3064	8,270
	DSB201 M C10 AC300	10	300	1	2CSR275075R3104	8,270
	DSB201 M C16 AC300	16	300	1	2CSR275075R3164	8,270
	DSB201 M C20 AC300	20	300	1	2CSR275075R3204	8,270
	DSB201 M C25 AC300	25	300	1	2CSR275075R3254	8,270
	DSB201 M C32 AC300	32	300	1	2CSR275075R3324	8,580
DSB201 M C40 AC300	40	300	1	2CSR275075R3404	10,110	

RCBO - DSB201M

A Type ( marked)



DSB201M 1P+N

Features


- Product Standard : IS 12640 (Part 2) : 2016, IEC 61009-1
- Type (wave form of the earth leakage sensed) : A
- Tripping characteristic : C
- Poles : 2 Poles, 2 Modules
- Rated Current In (A) : 6, 10, 16, 20, 25, 32, 40
- Rated sensitivity IΔn (mA): 30, 100, 300
- Rated frequency (Hz) : 50
- Rated voltage Un (V) : 240 V
- Breaking capacity, Icn (A) acc. to IEC 61009 : 10 kA
- Rated Impulse withstand Voltage : 4 kV
- Electrical life (operations) : 10000
- Mechanical life (operations) : 20000
- Ambient temperature (with daily average ≤ +35°C) : -25...+55°C
- Auxiliary devices : Compatible

RCBO 10kA A Type - DSB201M

Number of poles / module	Description	Current rating (A)	Residual rated current (mA)	Pack unit (Pc)	Ordering code	Unit L.P. (₹)
1P+N / 2 module	DSB201M A-C6/0.03	6	30	1	2CSR275475R1064	11,180
	DSB201M A-C10/0.03	10	30	1	2CSR275475R1104	11,180
	DSB201M A-C16/0.03	16	30	1	2CSR275475R1164	11,180
	DSB201M A-C20/0.03	20	30	1	2CSR275475R1204	11,180
	DSB201M A-C25/0.03	25	30	1	2CSR275475R1254	11,180
	DSB201M A-C32/0.03	32	30	1	2CSR275475R1324	11,560
	DSB201M A-C40/0.03	40	30	1	2CSR275475R1404	11,800
	DSB201M A-C6/0.1	6	100	1	2CSR275475R2064	14,120
	DSB201M A-C10/0.1	10	100	1	2CSR275475R2104	14,120
	DSB201M A-C16/0.1	16	100	1	2CSR275475R2164	14,120
	DSB201M A-C20/0.1	20	100	1	2CSR275475R2204	14,120
	DSB201M A-C25/0.1	25	100	1	2CSR275475R2254	14,120
	DSB201M A-C32/0.1	32	100	1	2CSR275475R2324	15,930
	DSB201M A-C40/0.1	40	100	1	2CSR275475R2404	16,230
	DSB201M A-C6/0.3	6	300	1	2CSR275475R3064	13,830
	DSB201M A-C10/0.3	10	300	1	2CSR275475R3104	13,830
	DSB201M A-C16/0.3	16	300	1	2CSR275475R3164	13,830
	DSB201M A-C20/0.3	20	300	1	2CSR275475R3204	13,830
	DSB201M A-C25/0.3	25	300	1	2CSR275475R3254	13,830
	DSB201M A-C32/0.3	32	300	1	2CSR275475R3324	15,620
DSB201M A-C40/0.3	40	300	1	2CSR275475R3404	15,930	

Residual current circuit breaker with overcurrent protection

Factory Fitted RCBO DSB202M and DSB204M AC Type





Easy installation
Finger-safe cage terminals suitable for 25 mm² cables and pin-type bus bars up to 10 mm².



Combination of auxiliary elements with DSB200M
Accessories can be mounted directly in few steps combination possible with the same motor operating device suitable for SB200M combination possible with auxiliary contacts for bottom fitting making DSB200M series suitable for retrofitting and application with space constraints.



ISI Marking
RCBO DSB200M series features ISI marking to signify adherence to latest quality standards.



Additional laser printing
Additional information is laser printed on the lateral side of the device, including also the wiring diagram for an easier installation and for an easier stock management.

RCBO DSB200M

Technical features



		DSB202M	DSB204M	
	Standards	IS 12640-2 / IEC 61009-2-1	IS 12640-2 / IEC 61009-2-1	
Electrical features	Type (wave form of the earth leakage sensed)	AC	AC	
	Number of poles - Module	2P - 4 modules	4P - 6/8 modules	
	Rated current In	A	6A to 63A	
	Rated sensitivity IΔn	mA	30 / 100 / 300	
	Rated voltage Ue	V	240	
	Rated voltage Ui	V	500	
	Overtoltage category		III	
	Pollution degree		2	
	Operating voltage of circuit test Ut	V	110 (170 f or 30 mA) - 254	195 (300 for 30 mA) - 440
	Rated frequency	Hz	50	50
	Rated breaking capacity (Icn)	A	10000	10000
	Rated service short circuit capacity (Ics)	kA	7.5	7.5
	Rated residual non-operating current (IΔno)	mA	15 / 50 / 150	15 / 50 / 150
	Rated impulse withstand voltage (1.2/50) Uimp	kV	4	4
	Dielectric test voltage at ind. freq. for 1 min.	kV	2.5	2.5
	Thermomagnetic release - characteristic		C: 5 In ≤ In ≤ 10 In	C: 5 In ≤ In ≤ 10 In
	Energy limiting class acc. to EN 61009-1		3	3
Mechanical features	Housing	Insulation group I - II, RAL 7035	Insulation group I - II, RAL 7035	
	Toggle	Insulation group II, Black RAL 9005, sealable in ON-OFF positions	Insulation group II, Black RAL 9005, sealable in ON-OFF positions	
	Electrical life	operations		
	Mechanical life	operations		
	Protection degree acc. to EN 60529	housing	IP40	IP40
	Shock resistance acc. to IEC/EN 60068-2-27		25g - 2 shocks - 13ms	25g - 2 shocks - 13ms
	Vibration resistance acc. to IEC/EN 60068-2-6		0.1 mm or 1g - 20 cycles at 5...150...5 Hz	0.1 mm or 1g - 20 cycles at 5...150...5 Hz
	Environmental conditions (damp heat) acc. to IEC/EN 60068-2-30	°C/RH	28 cycles with 55°C/90-96% and 25°C/95-100%	28 cycles with 55°C/90-96% and 25°C/95-100%
	Reference temperature for setting of thermal element	°C	30	30
	Ambient temperature (with daily average ≤ +35 °C)	°C	-25...+55	-25...+55
	Storage temperature	°C	-40...+70	-40...+70
Installation	Method of connection		Screw type	
	Terminal type	top / bottom	failsafe bi-directional cylinder-lift terminal (shock protected)	
	Terminal size for cables	top / bottom	mm2	4M Rigid 1...35
		top / bottom		6 M Rigid 1...25
		top / bottom		8 M Rigid 1...25
	Tightening torque	top / bottom	Nm	2.8
	Stripping length of the cable		mm	12
	Mounting			DIN-Rail EN 60715 (35mm)
	Mounting position			Any
Supply from			Top/Bottom terminals	
Dimensions and weight	Dimensions (H x D x W)	mm	4M 93 x 69 x 70	
	Weight		g	6M 93 x 69 x 105
				g
Auxiliary elements	Combinable with accessories and auxiliaries	yes	yes	
Marking	ISI Marking	yes	yes	

Residual current circuit breaker with overcurrent protection



Factory Fitted RCBO DSB202M and DSB204M AC Type



DSB204M

Features

- Product Standard : IS 12640 (Part 2) : 2016, IEC 61009-2-1
- Type (wave form of the earth leakage sensed) : AC
- Tripping characteristic : C
- Poles : 2 Pole 4 Module, 4 Pole 6 Module, 4 Pole 8 Module
- Rated Current In (A) : 25, 40, 63
- Rated sensitivity IΔn (mA): 30, 100, 300
- Rated frequency (Hz) : 50
- Rated voltage Un (V) : 240 V
- Breaking capacity, Icn (A) : 10 kA
- Rated Impulse withstand Voltage : 4 kV
- Electrical life (operations) : 10000
- Mechanical life (operations) : 20000
- Ambient temperature (with daily average ≤ +35°C) : -25...+55°C
- Auxiliary devices : Compatible

DSB202M 10kA AC Type Double Pole

Number of poles/Module	Description	Current rating (A)	Residual rated current (mA)	Pack unit (Pc)	Old Ordering code	New Ordering code*	Unit L.P. (₹)
2 Pole / 4 Module	DSB202M AC-C25/30mA	25	30	1	2CSR272027R1254	1SYF272027R1254	6,350
	DSB202M AC-C25/100mA	25	100	1	2CSR272027R2254	1SYF272027R2254	7,910
	DSB202M AC-C25/300mA	25	300	1	2CSR272027R3254	1SYF272027R3254	8,020
	DSB202M AC-C40/30mA	40	30	1	2CSR272027R1404	1SYF272027R1404	7,920
	DSB202M AC-C40/100mA	40	100	1	2CSR272027R2404	1SYF272027R2404	8,750
	DSB202M AC-C40/300mA	40	300	1	2CSR272027R3404	1SYF272027R3404	9,000
	DSB202M AC-C63/30mA	63	30	1	2CSR272027R1634	1SYF272027R1634	9,460
	DSB202M AC-C63/100mA	63	100	1	2CSR272027R2634	1SYF272027R2634	10,110
	DSB202M AC-C63/300mA	63	300	1	2CSR272027R3634	1SYF272027R3634	10,290

DSB204M 10kA AC Type Four Pole

Number of poles/Module	Description	Current rating (A)	Residual rated current (mA)	Pack unit (Pc)	Old Ordering code	New Ordering code*	Unit L.P. (₹)
4 Pole / 6 Module	DSB204M AC-C25/30mA	25	30	1	2CSR274027R1254	1SYF274027R1254	8,560
	DSB204M AC-C25/100mA	25	100	1	2CSR274027R2254	1SYF274027R2254	9,660
	DSB204M AC-C25/300mA	25	300	1	2CSR274027R3254	1SYF274027R3254	9,950
4 Pole / 8 Module	DSB204M AC-C40/30mA	40	30	1	2CSR274027R1404	1SYF274027R1404	8,970
	DSB204M AC-C40/100mA	40	100	1	2CSR274027R2404	1SYF274027R2404	9,600
	DSB204M AC-C40/300mA	40	300	1	2CSR274027R3404	1SYF274027R3404	9,810
	DSB204M AC-C63/30mA	63	30	1	2CSR274027R1634	1SYF274027R1634	10,610
	DSB204M AC-C63/100mA	63	100	1	2CSR274027R2634	1SYF274027R2634	10,930
	DSB204M AC-C63/300mA	63	300	1	2CSR274027R3634	1SYF274027R3634	11,100

Note: New Made-in-India DSB200M RCBO order codes will be active for supplies starting April 2026. During the transition period, the existing order codes will remain valid for fulfilling open orders and ongoing project requirements. Please refer to the technical catalog for detailed technical specifications and additional information.

Solution for unwanted tripping - AP-R type (high immunity) RCCB / RCBO

The ABB range of AP-R anti-disturbance residual current circuit-breakers and blocks was designed to overcome the problem of unwanted tripping due to overvoltages of atmospheric or operation origin.

The electronic circuit in these devices can distinguish between temporary leakage caused by disturbances on the mains and permanent leakage due to actual faults, only breaking the circuit in the latter case.

AP-R residual current circuit-breakers and blocks have a slight delay into the tripping time, but this does not compromise the safety limits set by the Standards in force (release time at $2 I_{\Delta n}=150$ ms).

Compared with standard type breakers, AP-R residual current breakers are therefore characterised, for any given sensibility, by:

- Higher residual trip current
- Tripping time delay
- Better resistance to overvoltages, harmonics and impulse disturbances

Guaranteeing conventional residual current protection, their installation in the electrical circuit therefore allows any unwanted tripping to be avoided in domestic and industrial systems in which service continuity is essential.

This delay makes the AP-R residual current devices especially suited for installations involving motor starters/variable speed drives, fluorescent lamps or IT/electronic equipment.


The use of multiple electronic reactors for the supply of fluorescent lamps instead generates permanent leakage currents and inrush currents that can cause nuisance tripping of a standard residual current circuit breaker.

IT system loads and other electronic equipment (e.g. dimmers, computers, inverters) with capacitive input filters connected between the phases and ground can also generate permanent earth leakage currents whose sum may provoke the nuisance tripping of a standard residual current circuit-breaker. For these situations, the AP-R breakers allow a greater number of devices to be connected to the installation.

Frequency converters include a rectifier section and an inverter section.

In case of fault within a single-phase frequency converter AP-R type RCDs provide complete protection, because an earth fault occurring downstream the inverter, produces an earth fault current with multi-frequency shape with high amount of harmonics.

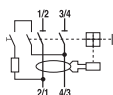
While, in case of fault within a three-phase frequency converter, B type RCDs ensure complete protection because in case of insulation fault between the rectifier and the inverter or downstream the inverter we can have a smooth DC earth fault current.



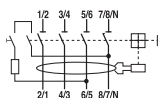
Residual Current Devices: AP-R (high immunity)



F202A



F204A



RCCB - F200 series APR type (high immunity)

Function: protection against the effects of sinusoidal alternating and direct pulsating earth fault currents, providing the best compromise between safety and continuity in the service, thanks to the resistance to unwanted trippings; protection against indirect contacts and additional protection against direct ($I_{\Delta n}=30$ mA) contacts.

Application: residential, commercial, industrial

Standard: IEC/EN 61008

Marking: according to EN 61008

RCCB - F200 series

Number of poles	Description	Current rating (A)	Residual rated current (mA)	Packing	Ordering code	Unit L.P. (₹)
2 Pole	F202 A-25/0.03 AP-R	25	30	1	2CSF202401R1250	11,520
	F202 A-40/0.03 AP-R	40	30	1	2CSF202401R1400	12,130
	F202 A-63/0.03 AP-R	63	30	1	2CSF202401R1630	14,640
	F202 A-80/0.03 AP-R	80	30	1	2CSF202401R1800	20,300
	F202 A-100/0.03 AP-R	100	30	1	2CSF202401R1900	22,720
4 Pole	F204 A-25/0.03 AP-R	25	30	1	2CSF204401R1250	14,170
	F204 A-40/0.03 AP-R	40	30	1	2CSF204401R1400	14,560
	F204 A-63/0.03 AP-R	63	30	1	2CSF204401R1630	16,530
	F204 A-80/0.03 AP-R	80	30	1	2CSF204401R1800	24,820
	F204 A-100/0.03 AP-R	100	30	1	2CSF204401R1900	27,350
	F204 A-125/0.03 AP-R	125	30	1	2CSF204401R1950	Upon Request

RCBO - DS200 series APR type (high immunity)

Function: protection against the effects of sinusoidal alternating and direct pulsating earth fault currents, providing an optimal compromise between safety and continuity of service, thanks to the resistance to unwanted tripping; protection against indirect contact and additional protection against direct ($I_{\Delta n}=30$ mA) contact; protection and isolation of resistive and inductive loads.

Application: residential, commercial, industrial

Standard: IEC/EN 61009

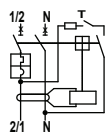
$I_{cn}=10$ kA

RCBO APR type - DS200 series

Number of poles / module	Description	Current rating (A)	Residual rated current (mA)	Packing	Ordering code	Unit L.P. (₹)
1P + N / 2 module	DS201 M C6 APR30	6	30	1	2CSR275480R1064	13,150
	DS201 M C10 APR30	10	30	1	2CSR275480R1104	13,150
	DS201 M C16 APR30	16	30	1	2CSR275480R1164	13,150
	DS201 M C20 APR30	20	30	1	2CSR275480R1204	13,150
	DS201 M C25 APR30	25	30	1	2CSR275480R1254	13,150
	DS201 M C32 APR30	32	30	1	2CSR275480R1324	13,600
	DS201 M C40 APR30	40	30	1	2CSR275480R1404	13,870
	DS201 M C6 APR100	6	100	1	2CSR275480R2064	16,610
	DS201 M C10 APR100	10	100	1	2CSR275480R2104	16,610
	DS201 M C16 APR100	16	100	1	2CSR275480R2164	16,610
	DS201 M C20 APR100	20	100	1	2CSR275480R2204	16,610
	DS201 M C25 APR100	25	100	1	2CSR275480R2254	16,610
	DS201 M C32 APR100	32	100	1	2CSR275480R2324	18,750
	DS201 M C40 APR100	40	100	1	2CSR275480R2404	19,120
	DS201 M C6 APR300	6	300	1	2CSR275480R3064	16,260
	DS201 M C10 APR300	10	300	1	2CSR275480R3104	16,260
	DS201 M C16 APR300	16	300	1	2CSR275480R3164	16,260
	DS201 M C20 APR300	20	300	1	2CSR275480R3204	16,260
	DS201 M C25 APR300	25	300	1	2CSR275480R3254	16,260
	DS201 M C32 APR300	32	300	1	2CSR275480R3324	18,370
DS201 M C40 APR300	40	300	1	2CSR275480R3404	18,750	



DS201M APR-1P+N



System pro M

Accessories for MCBs - SB200M/SB200M I/S200M, RCCBs - FB200/F200, RCBOs - DS201M/DSB201M/DSB200M, Switch Disconnecter - SDB200/E200



Thanks to the variety of control and monitoring accessories which enable you to build different monitory control logics of the protection devices.



S2C-H6...
Auxiliary contact



S2C-S/H6R
Signal/auxiliary contacts



S3C-A
Shunt trip



S3C-UA
Under voltage release



S2C-OVP
Over voltage release



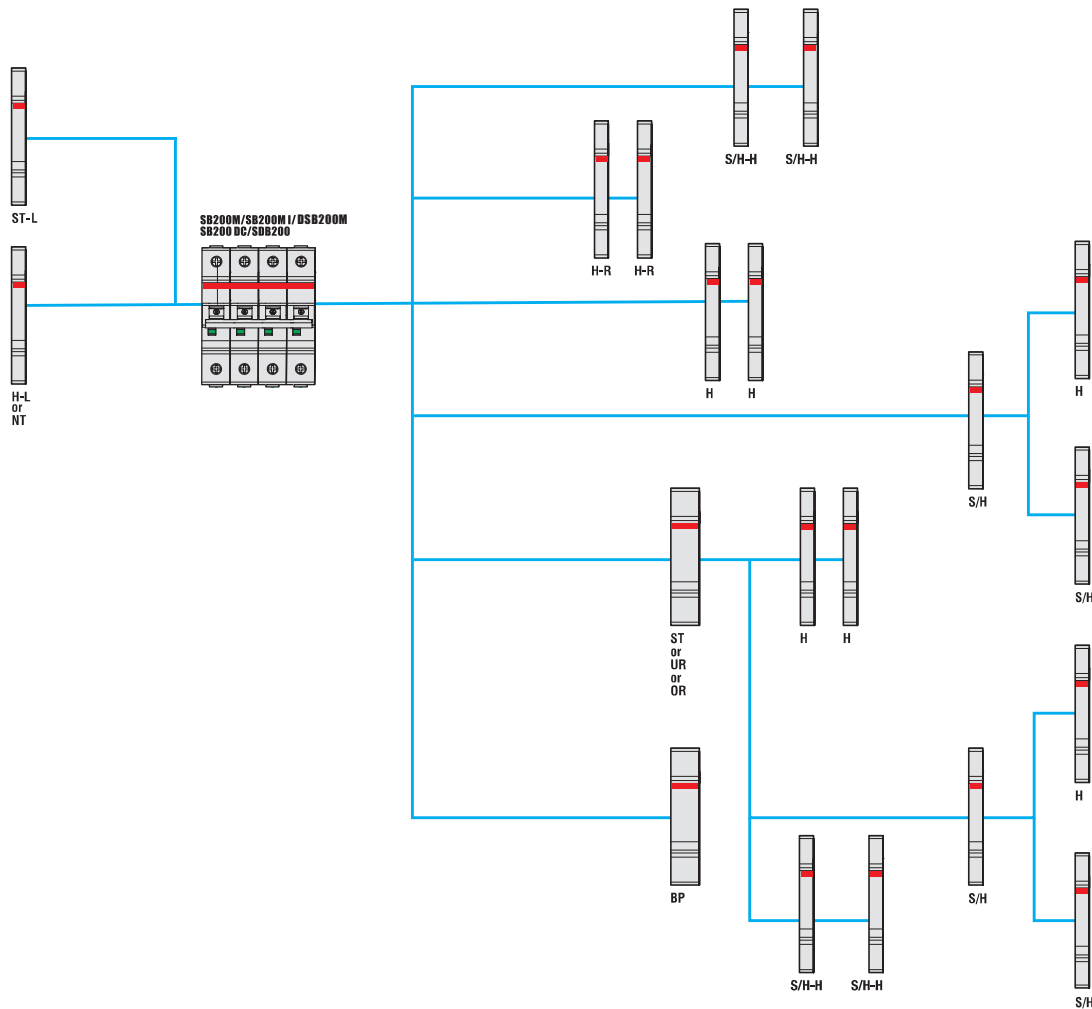
S3C-MOD24
Motor operating device



S2C-BP
Mechanical tripping device

System pro M

Accessories for MCBs - SB200M/SB200M I/SB200 DC/S200M, RCBOs - DSB200M, Switch Disconnecter - SDB200/E200



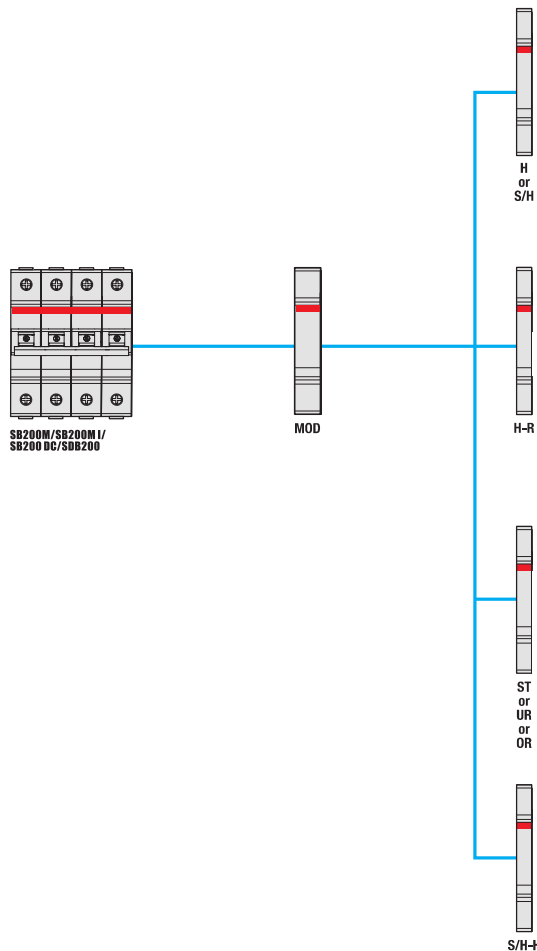
H	Auxiliary contact	S2C-H6R
H-R	Auxiliary contact	S2C-H6-...R
S/H	Signal/Auxiliary contact	S2C-S/H6R
S/H (H)	Signal/Auxiliary contact used as auxiliary contact	S2C-S/H6R
ST	Shunt trip	S3C-A ...
ST-L	Shunt trip to be mounted on the left	S3C-A ... L
UR	Undervoltage release	S3C-UA
OR	Oversvoltage release	S2C-OVP
H-L*	Auxiliary contact to be mounted on the left	S2C-H ... L
BP	Mechanical tripping device	S2C-BP
NT	Switched neutral	S2C-Nt
MOD***	Motor operating device	S3C-MOD ...

In case of using rotary operating mechanism S2C-DH (only right side mountable) the auxiliary devices left side and bottom fitting auxiliary contact could be used.

System pro M

Accessories for MCBs - SB200M/SB200M I/SB200 DC, RCBOs - DSB200M, Switch Disconnecter - SDB200/E200

Combination of SB200M/SB200M I/SB200 DC/DSB200M/SDB200 with motor operating device

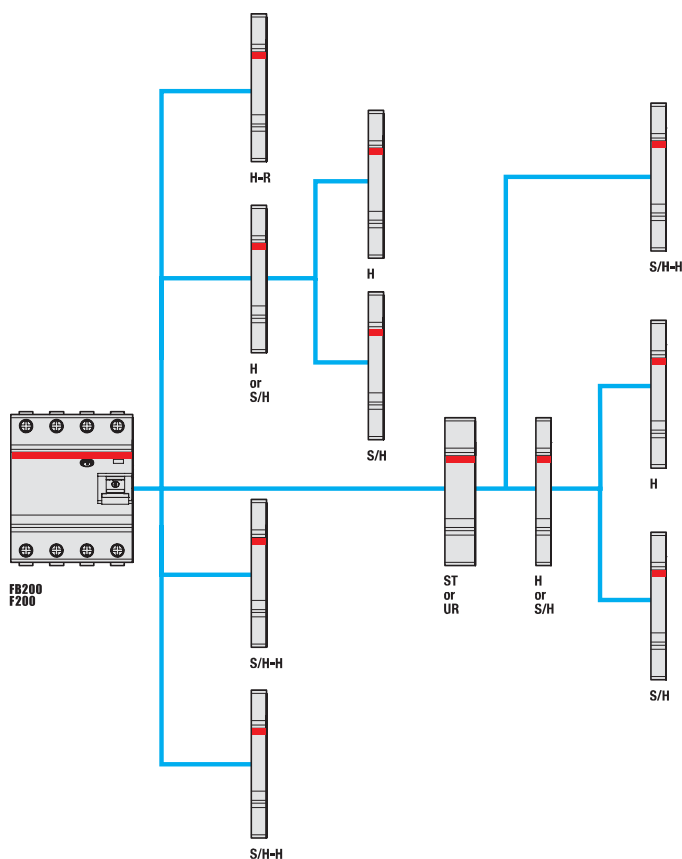


H	Auxiliary contact	S2C-H6R
H-R	Auxiliary contact	S2C-H6-...R
S/H	Signal/Auxiliary contact	S2C-S/H6R
S/H (H)	Signal/Auxiliary contact used as auxiliary contact	S2C-S/H6R
S/H-H	Auxiliary contact-Signal contact/ Auxiliary contact 2CO	S3C-H-S/H6R
ST	Shunt trip	S3C-A ...
UR	Undervoltage release	S3C-UA
OR	Overvoltage release	S2C-OVP
MOD**"	Motor operating device	S3C-MOD ...

System pro M

Accessories for RCCBs - FB200/F200

Combination of auxiliary elements with FB200/F200



H	Auxiliary contact	S2C-H6R
S/H	Signal/Auxiliary contact	S2C-S/H6R
S/H (H)	Signal/Auxiliary contact used as auxiliary contact	S2C-S/H6R
H-R	Auxiliary contact	S2C-H6-... R
UR	Undervoltage release	S3C-UA
OR	Overvoltage release	S2C-OVP
AR*	Auto reclosing unit	F3C-AR24& F3C-AR230
MOD*	Motor operating device	S3C-MOD ...
ST	Shunt trip	S3C-A ...

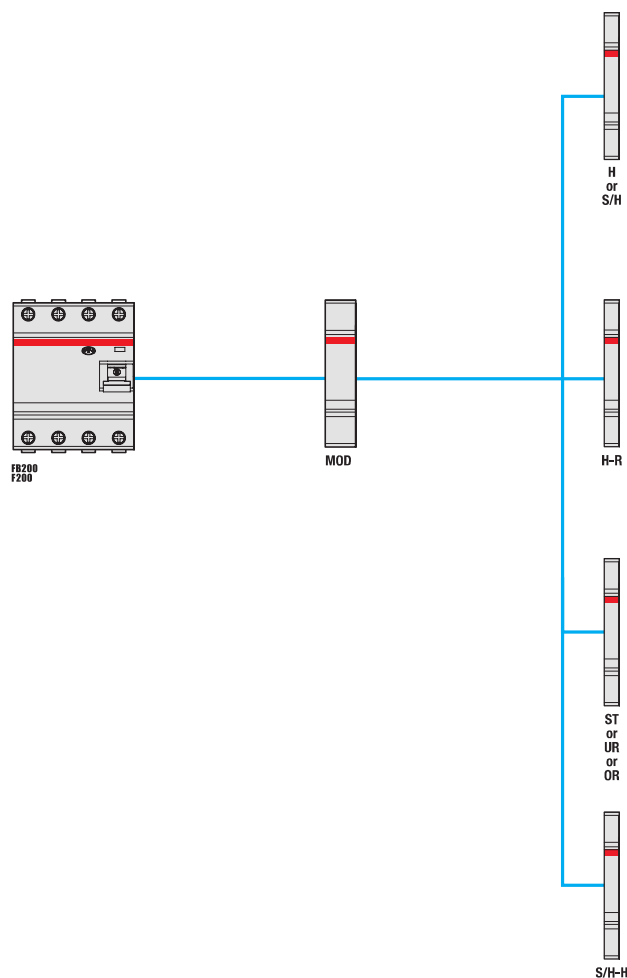
* Applicable only for RCCB.

• Please check that the scheme can be found in Combination of F200 (up to 100A), F200 B type (up to 63 A) and DS201.

System pro M

Accessories for RCCBs - FB200/F200

Combination of FB200/F200 with motor operating device



H	Auxiliary contact	S2C-H6R
H-R	Auxiliary contact	S2C-H6-xxR
S/H	Signal/Auxiliary contact	S2C-S/H6R
S/H (H)	Signal/Auxiliary contact used as auxiliary contact	S2C-S/H6R
S/H-H	Auxiliary contact signal contact/ Auxiliary contact 2CD	S3C-H-S/H6R
ST	Shunt Trip	S3C-A...
OR	Overvoltage release	S2C-OVP
UR	Undervoltage release	S3C-UA**
MOD*	Motor operating device	S3C-MOD...

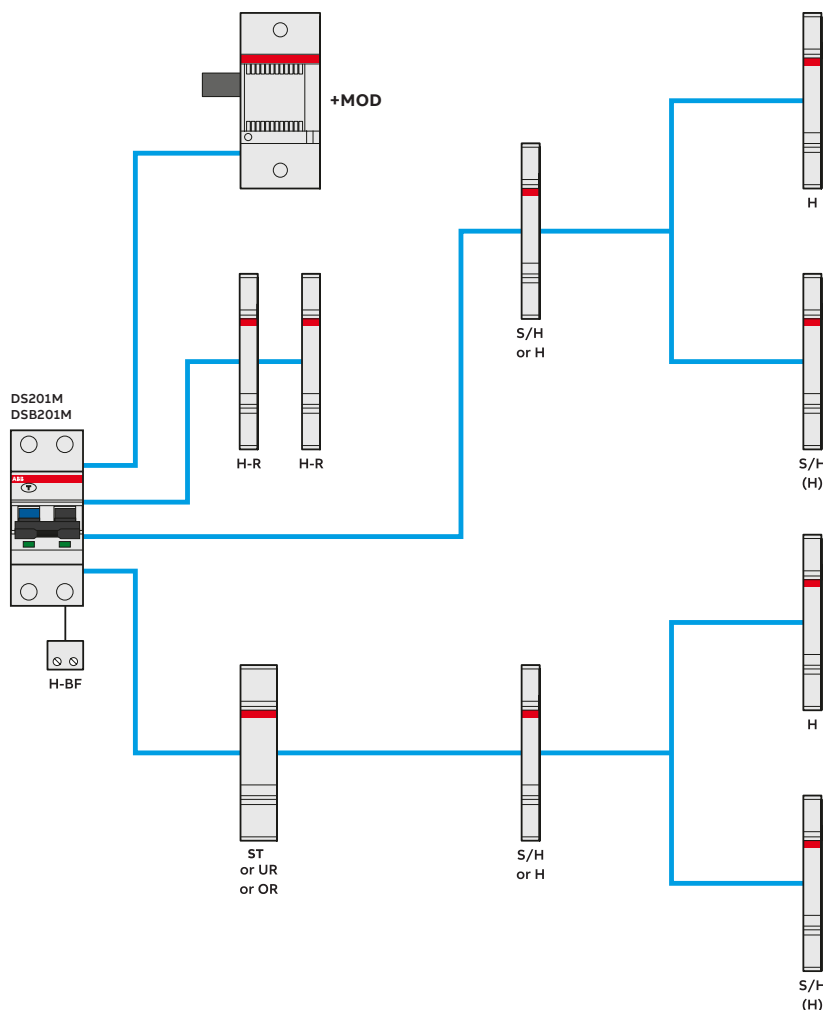
* Accessory combination is not allowed for DS201

** S3C-UA can accept only one auxiliary or signal contact mounted after it

System pro M

Accessories for RCBOs - DS201M/DSB201M

Combination of auxiliary elements and motor operating device with DS201M/DSB201M



H	Auxiliary contact	S2C-H6R
H-R	Auxiliary contact	S2C-H6-xxR
S/H	Signal / auxiliary contact	S2C-S/H6R
S/H (H)	Signal / auxiliary contact used as auxiliary contact	S2C-S/H6R
ST	Shunt trip	S3C-A...
UR	Undervoltage release	S3C-UA
OR	Oversvoltage release	S2C-OVP
H-BF	Auxiliary contact for bottom fitting (only DS201 (2019))	S2C-H01 / S2C-H10
MOD	Motor operating device (for DS201 (2019))	S3C-MOD...
MOD	Motor operating device (for DS201 and DS202C)	S3C-MOD...

Accessories for MCBs, RCCBs, RCBOs, AFDDs and Switch Disconnectors



SA 1

Locking device for MCBs and switches

Prevents unauthorised or dangerous operation of the operating lever. An adaptor makes it possible to block the operating lever whether switched ON or OFF. The lever is blocked with a padlock having a cross bar section of 3 or, as the case may be, 6 mm max. For multipole devices, one lock may be fitted per pole.

The lock adaptor can be used for all MCBs of the SB200 series, SB200 DC, switch disconnector SDB200, RCBO DS201M, DSB201M and E200.



SA 2

Description	Order details		Standard pack	Unit L.P. (₹)
	Type code	Order code		
Locking Device 3mm	SA 1	GJF1101903R0001	10	960
Lock Adaptor 6mm	SA 1E	GJF1101903R0004	10	930
Padlock with 2 keys	SA 2	GJF1101903R0002	10	3,050
Padlock, identical locking with 2 keys	SA 2 i	GJF1109999R0001	10	2,320
Lock adaptor incl. padlock with 3 keys in transparent box	SA 3	GJF1101903R0003	10	2,890

Auxiliary elements for MCBs, RCCBs, RCBOs, AFDDs and Switch Disconnectors



2C5C400468F0201

S2C-S/H6R

Signal/auxiliary contacts:

Signal contacts indicate if a device trips due to a failure (overcurrent/short-circuit for MCBs and RCBOs; earth fault for RCCBs and RCBOs). Auxiliary contacts indicate the position of the contacts, independent if a failure occurred or the device was operated manually.

S2C-S/H6R:

Choice through a selector between signal and auxiliary contact.

S2C-H6R and S2C-HxxR:

Auxiliary contacts with contact configuration according to the following table. All right-side mounted contacts are suitable for MCBs, RCDs, switch disconnectors SDB200 according the "Selection tables" which are displayed at the beginning of chapter 4.



2C5C400468F0201

S2C-H6-...

S2C-HxxL:

Auxiliary contacts with contact configuration according to the following table. These contacts are left-side mounted and fit to SB200 MCB series and switch disconnectors SDB200 according to the "Selection tables". Especially when using a motor operating device, this is a possibility to add a contact as the right side mounted ones do not fit within this combination.

Description	Bbn 4016779	Order details		Standard pack	Unit L.P. (₹)
	EAN	Type code	Order code		
Signal contact/ auxiliary switch 1CO	563819	S2C-S/H6R	2CDS200922R0001 ■	1	2,730
Auxiliary contact 1CO	563826	S2C-H6R	2CDS200912R0001 ■	1	1,510
Auxiliary contact 1NO/1NC	697941	S2C-H6-11R	2CDS200946R0001 ■	1	1,560
Auxiliary contact 2NO	697958	S2C-H6-20R	2CDS200946R0002	1	1,570
Auxiliary contact 2NC	697965	S2C-H6-02R	2CDS200946R0003	1	1,570

Auxiliary contacts mounting on the left side

Description	Bbn 4016779	Order details		Standard pack	Unit L.P. (₹)
	EAN	Type code	Order code		
Auxiliary contact 1 NO/1NC	648820	S2C-H11L	2CDS200936R0001	1	1,750
Auxiliary contact 2 NO	648837	S2C-H20L	2CDS200936R0002	1	1,720
Auxiliary contact 2 NC	648844	S2C-H02L	2CDS200936R0003	1	1,720

■ Stock items

Auxiliary elements for MCBs, RCCBs, RCBOs, AFDDs and Switch Disconnectors



S3C-A1

Shunt trips

Function: remote opening of the device when a voltage is applied. Suitable for MCBs SB200 series, Switch Disconnector SDB200 RCCBs FB200, F200, RCBOs DSB200, DS200 series.

Shunt trips use a coil like MCBs for tripping. To trip a shunt, it is necessary to choose the right voltage and make sure the corresponding I_{bmax} (as mentioned in the table above) is provided by the power supply used. If the power supply can provide higher currents the shunt trip will reduce the current to I_{bmax} due to its internal resistance.

As soon as the shunt trips, the contact inside is open – the electrical circuit is disconnected even if the shunt trip is still powered on. The free-tripping mechanism of the shunt trip allows a restart of the MCB only after the shunt trip gets no external release signal anymore.



S3C-A2

Auxiliary contacts mounting on the left side

Rated voltage	Bbn 4016779	Order details		Standard pack	Unit L.P. (₹)
	EAN	Type code	Order code		
AC/DC 12...110 V	116625	S3C-A1	2CDS200982R0001	1	6,400
AC 110...415 V/DC110...250 V	116663	S3C-A2	2CDS200982R0002	1	

Auxiliary elements for MCBs, RCCBs, RCBOs, AFDDs and Switch Disconnectors



S3C-UA

Undervoltage releases

Function: protection of the load in the event of a voltage drop (between 70% and 35% of its rated value); positive safety (devices tripping when the voltage is disconnected) emergency stop by means of a button. S3C-UA 230D version will trip the main protection device after waiting around 200 ms from the first voltage drop detection. Led function implemented to show if an undervoltage drop occurred. Suitable for MCBs SB200 series, RCCBs FB200 series and RCBOs DS201M, DSB201M, SDB200 switch disconnectors series.

Rated voltage	Bbn 8012542	Order details		Standard pack	Unit L.P. (₹)
	EAN	Type code	Order code		
12	159318	S3C-UA 12 DC/AC	2CDS200985R0041	1	Upon Request
24	159356	S3C-UA 24 DC/AC	2CDS200985R0042	1	
48	159394	S3C-UA 48 DC/AC	2CDS200985R0043	1	
110	159431	S3C-UA 110 DC/AC	2CDS200985R0044	1	
230	159479	S3C-UA 230 DC/AC	2CDS200985R0045	1	
230	159554	S3C-UA 230D DC/AC	2CDS200985R0047	1	

Overvoltage release

Function: monitoring voltage between the neutral and phase; when an overvoltage reaches the threshold value, the OVP device causes the tripping of the associated MCB or RCCB. Suitable for MCBs of the SB200 series up to 63 A, and RCCBs of the FB200 series up to 100 A and RCBOs DS201M, DSB201M Suitable for SDB200 switch disconnectors series.

Description	Bbn 8012542	Order details		Standard pack	Unit L.P. (₹)
	EAN	Type code	Order code		
Overvoltage release (max. tripping voltage AC: 275V)	748137	S2C-OVP1	2CSS200910R0005	1/5	10,390
Overvoltage release (max. tripping voltage AC: 290V)	952039	S2C-OVP2	2CSS200993R0005	1/5	



S2C-Nt

Hand operated neutral left side mounted

S2C-Nt		
Rated current	A	max. 40
Terminal	mm ²	10; cage terminal
Tightening torque	Nm	1.2
Dimensions (H x D x W)	mm	85 x 69 x 8.8

Hand operated neutral

The hand operated neutral has to be mounted to the left side of the MCB and be snapped onto the DIN-Rail. It is used for measuring duties where the neutral conductor must be in the open position. Due to the special design of the handle - when switching ON the MCB - the neutral will make before the MCB is closed. Suitable for SDB200 switch disconnector series. The S2C - Nt is not to switch with a tool (screwdriver).

Description	Bbn 4016779	Order details		Standard pack	Unit L.P. (₹)
	EAN	Type code	Order code		
Max 40A	647625	S2C-Nt	2CDS200918R0001	1	1,570

■ Stock items

Accessories

Rotary operating mechanism for SB200M



S2C-DH

Rotary operating mechanism (usable just with SB200/S200 devices)

For the actuation of 2-, 3- or 4pole miniature circuit-breakers in closed distribution boards for driveaxles of 5 or 6 mm² (square)

Description	Bbn 4012233	Order details		Standard pack	Unit L.P. (₹)
	EAN	Type code	Order code		
Rotary operating mechanism	57960 5	S2C-DH	GHS2001901R0003	1	Upon request

Note: S2C-DH cannot be used on DS200

Handles

Handle IP 65, 65 x 65 mm, padlockable with max. 3 padlocks (bail diameter 5 - 8 mm), door interlock in ON-position, adjustable*



OH

Color	Suitable for switches	Bbn 4012233	Order details		Standard pack	Unit L.P. (₹)
		EAN	Type code	Order code		
Black	OT16...40F	40978 8	OHBS2AJ	1SCA105213R1001	1	Upon request
Yellow-red	OT16...40F	41226 9	OHYS2AJ	1SCA105296R1001	1	
Silver	OT16...40F	41199 6	OHSS2AJ	1SCA105278R1001	1	
Grey	OT16...40F	41186 6	OHGS2AJ	1SCA105265R1001	1	

Handle IP 65, 65 x 65 mm, padlockable with max. 3 padlocks (bail diameter 5 - 8 mm), door interlock in ON-position



OXS6X

Color	Suitable for switches	Bbn 4012233	Order details		Standard pack	Unit L.P. (₹)
		EAN	Type code	Order code		
Black	OT16...40F	41140 8	OHBS2AJ1	1SCA105215R1001	1	Upon request
Yellow-red	OT16...40F	41227 6	OHYS2AJ1	1SCA105297R1001	1	
Silver	OT16...40F	41210 8	OHSS2AJ1	1SCA105279R1001	1	
Grey	OT16...40F	41187 3	OHGS2AJ1	1SCA105266R1001	1	

* OH_2_J enables selection of MCB behavior when opening panel door (remain switched on or switch off). OH_2_J1 will cause MCB to switch off when opening panel door.

Axle extension

Type and order numbers are for one piece. For selector type handles. Shaft diameter 6 mm.

Length	Suitable for switches	Bbn 4012233	Order details		Standard pack	Unit L.P. (₹)
		EAN	Type code	Order code		
85	OT16...40F	36571 8	OXS6X85	1SCA101647R1001	10	Upon request
105	OT16...40F	42411 8	OXS6X105	1SCA108043R1001	10	
120	OT16...40F	36578 7	OXS6X120	1SCA101654R1001	10	
130	OT16...40F	36577 0	OXS6X130	1SCA101655R1001	10	
160	OT16...40F	36580 0	OXS6X160	1SCA101656R1001	10	
180	OT16...40F	36583 1	OXS6X180	1SCA101659R1001	10	
250	OT16...40F	36584 8	OXS6X250	1SCA101660R1001	10	
330	OT16...40F	36585 5	OXS6X330	1SCA101661R1001	10	

Motor operating and auto-reclosing device for MCBs, RCCBs, RCBOs and Switch Disconnectors



Motor operating devices

Function: S3C-MOD, allow the remote control (opening or closing) of the coupled device. Suitable for SB200 series MCBs and SDB200 switch disconnectors, FB200, F200 RCCBs, RCBOs DS201M and DSB201M. F2-125A Suitable for F200 125A RCCBs

Description	Bbn 8012542	Order details		Standard pack	Unit L.P. (₹)
	EAN	Type code	Order code		
Motor Operating Device, 24-48 V AC/DC	539254	S3C-MOD24	2CSS201998R0033	1	Upon request
Motor Operating Device, 110-240 V AC	539353	S3C-MOD230	2CSS202998R0033	1	
Motor operating device for F200 125A RCCB	020721	F2-125A-24V-CM4	2CSF200997R1214	1	
Motor operating device for F200 125A RCCB	600626	F2-125A-230V-CM4	2CSF200997R1205	1	



Auto-reclosing units

Function: Auto-reclosing units are used to automatically operate the reclosing of the associated device in case of unwanted tripping. Suitable for F200 series up to 100 A and F200 B type up to 63 A

Description	Bbn 8012542	Order details		Standard pack	Unit L.P. (₹)
	EAN	Type code	Order code		
Auto-reclosing unit, 24-48 V AC/DC	539452	F3C-AR24	2CSF201998R0034	1	Upon request
Auto-reclosing unit, 110-240 V AC	539551	F3C-AR230	2CSF202998R0034	1	
Auto-reclosing unit, 110-240 V AC, with 30s waiting time	539650	F3C-AR230 D	2CSF203998R0034	1	

Auxiliary elements for HPMCB - SB800X/S800 series



S800-AUX

Auxiliary contact

Description	Order details	Packing	Ordering code	Unit L.P. (₹)
Auxiliary contact	S800-AUX	1	2CCS800900R0011 ■	5,310



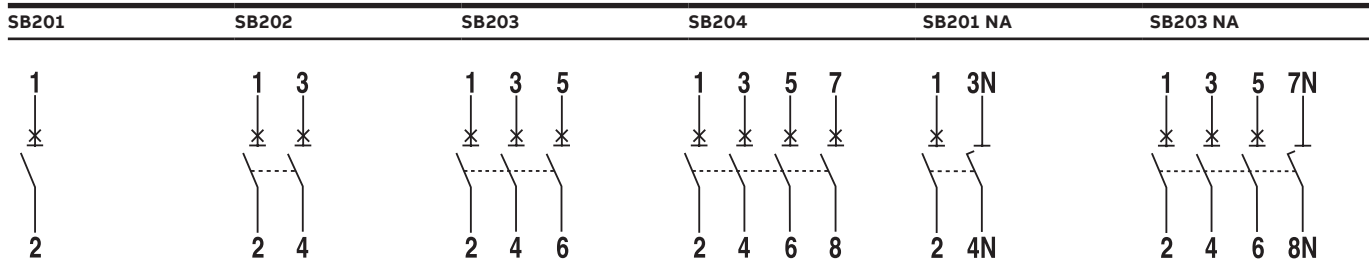
S800-AUX/ALT

Combined auxiliary and signal contact

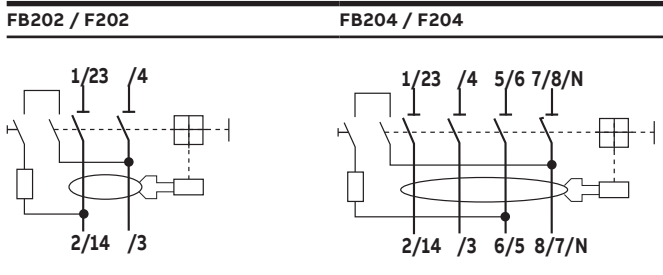
Description	Order details	Packing	Ordering code	Unit L.P. (₹)
Auxiliary/signal contact	S800-AUX/ALT	1	2CCS800900R0021	6,360

Wiring diagram System Pro M

MCBs (SB200M & SB200M I)



RCCBs (FB200 & F200)



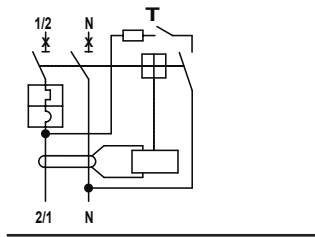
■ Stock items

Wiring diagram

System Pro M

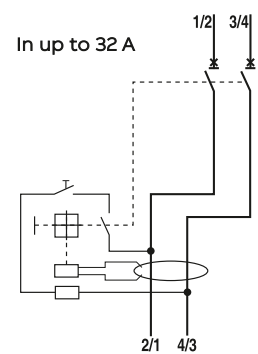
RCBOs (DSB201 M / DS201 M)

DSB201 M / DS201 M

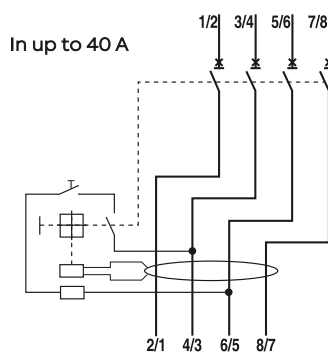


RCBOs (DSB200M)

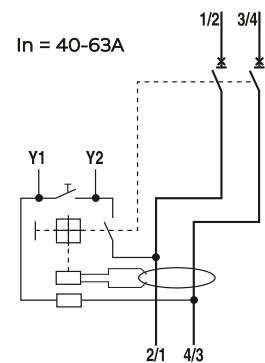
DSB202M



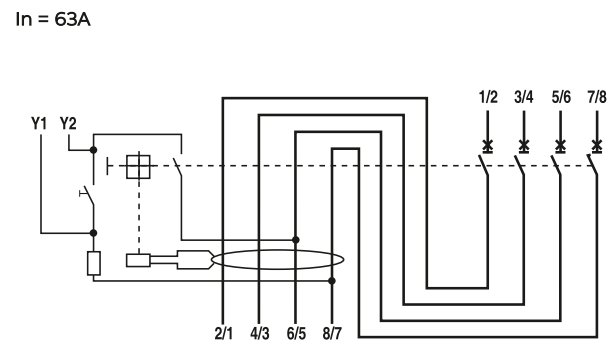
DSB204M



DSB202M



DSB204M

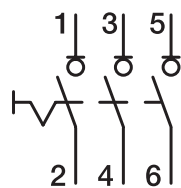


Switch disconnecter (SDB200)

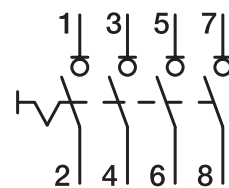
SDB202



SDB203



SDB204



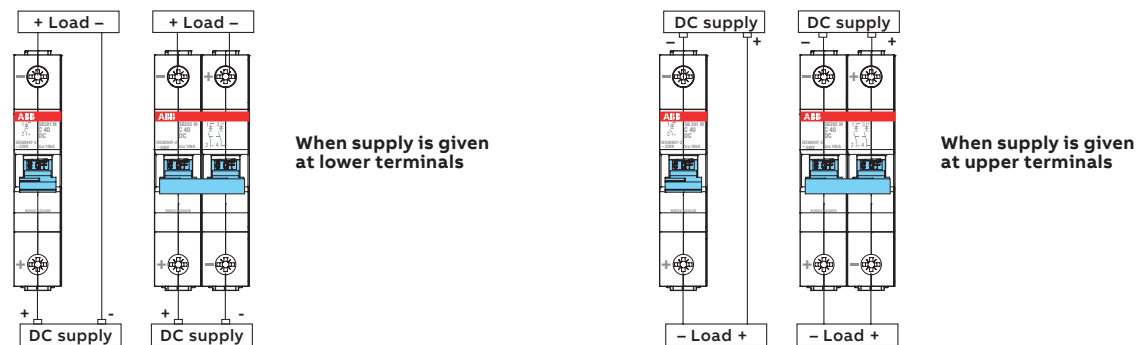
Wiring diagram

SB200 DC

Example for permissible voltages between the conductors depending on the number of poles and circuit layout:

voltage between conductors	U_n	250 V-	500 V-	500 V-	500 V-
voltage between conductors and earth	U_n	250 V-	250 V-	500 V-	250 V-
MCB		1-pole SB200 DC	2-pole SB200 DC	2-pole SB200 DC	2-pole SB200 DC
supply from below					
supply from above					

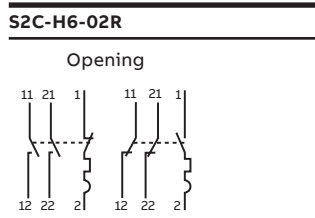
Supply and load connections



Auxiliary elements

S2C-S/H6R			S2C-H6R		S2C-H-11R		S2C-H6-20R	
Used as signal contact	Automatic opening	Manual opening	Used as auxiliary contact	Automatic opening	Used as auxiliary contact	Automatic opening	Used as auxiliary contact	Automatic opening

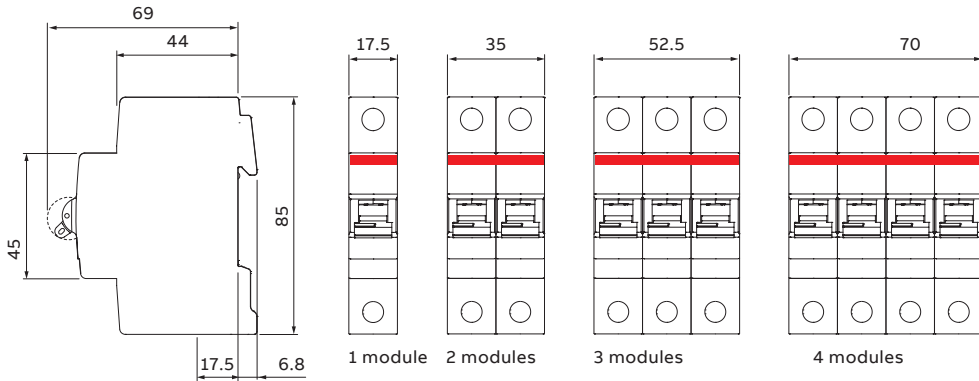
Auxiliary elements



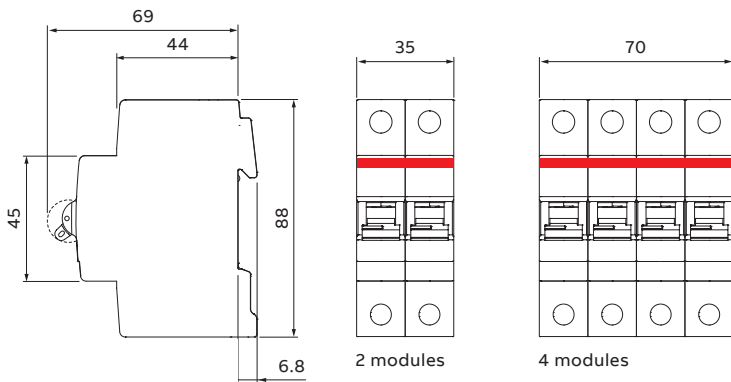
Overall dimensions

System Pro M

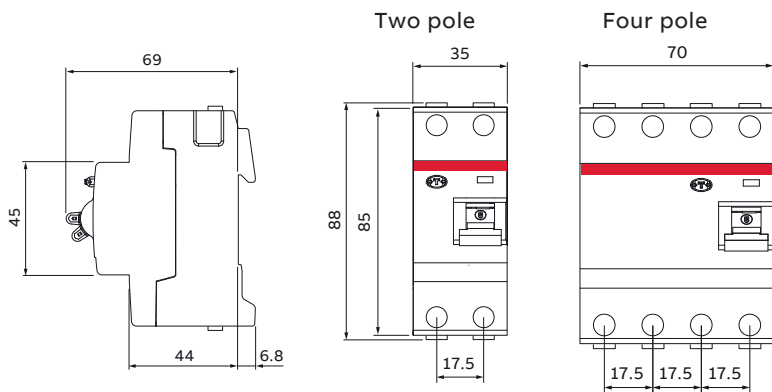
MCB SB200M, SB200M Industrial and Switch disconnecter SDB200



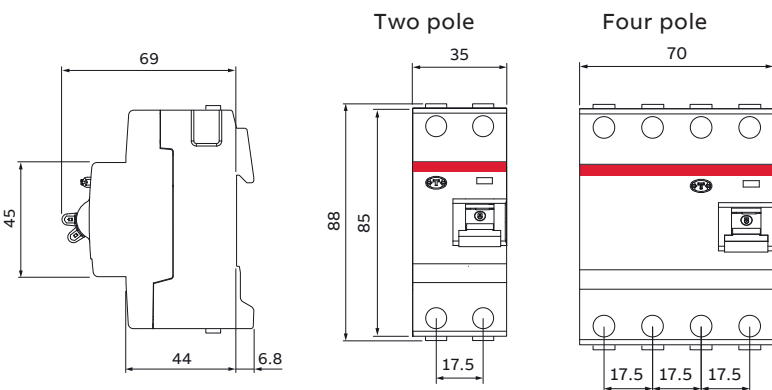
MCB SB200 DC



RCCB FB200



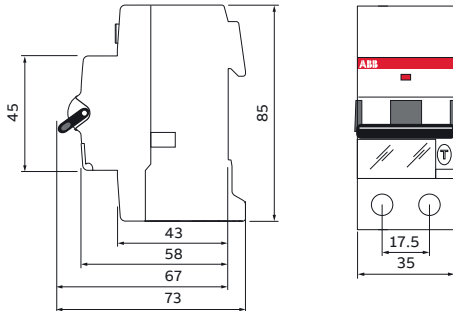
RCCB F200



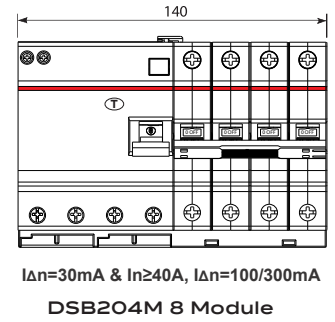
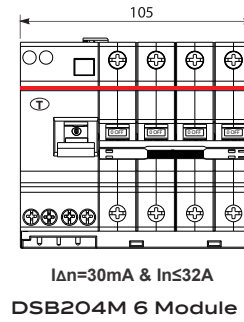
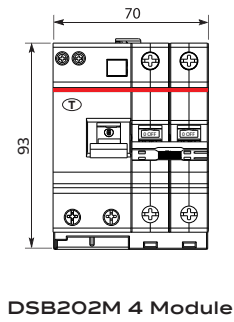
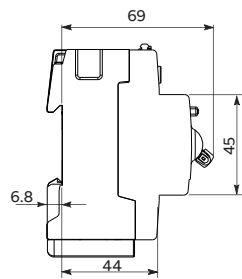
Overall dimensions

System Pro M

RCBO DS201 M / DSB201 M



RCBO - DSB200M



AFDD Arc Fault Detection Device




Test pushbutton to verify the correct functioning of the arc fault detection device.

Twin terminals for separate feeding with busbar and cables. Connection possible both from top and bottom side.

White test pushbutton to verify the correct functioning of RCD.

Information on the device are laser printed to ensure readability over time.



LED troubleshooting indicator to monitor the operation of the AFDD and give indication of the cause of the trip.

To always know the status of the contacts (red: closed; green: open).


Platform suitable for combination with System pro M compact accessories.



LED for easy troubleshooting

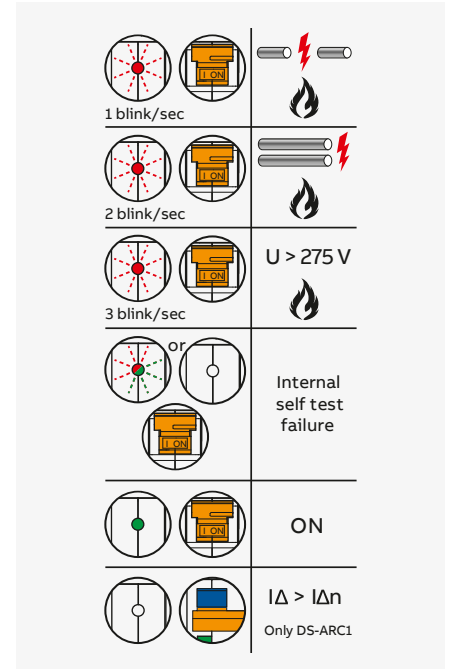
LED to monitor the correct working conditions of the device and have an easier troubleshooting in case of trip. Consequently the downtime for maintenance can be reduced.

- Toggle ON: GREEN LED
- Toggle OFF: LED OFF
- Different indications after the trip, after reclosing the toggle
- Possibility to recall in memory the last tripping due to arc fault and overvoltage



LED color	Blink/sec	Signalling duration	Cause of trip
Green		Permanent	Manual trip, manual test, overcurrent
Red blinking	1	5 sec	Series arc
Red blinking	2	5 sec	Parallel arc
Red blinking	3	5 sec	Over voltage

In case of internal self-test failure, the led can switch off or start blinking green/red alternatively.



Dedicated sticker for LED

Dedicated sticker that summarizes the LED function is present in addition to the instructions sheet.



Double slot terminals

Fail-safe terminals to avoid improper connection. Two slots of different dimensions (25 mm² and 10 mm²) available to allow the connection both with cables and busbars. Connection possible both from top and bottom side. Standard System pro M compact® clip ensures a stable fixing on DIN-Rail and easy and fast mounting and dismantling operations.



Compatibility with busbars

A quick and easy installation is possible in one step using a standard ABB System pro M compact® busbar: no additional cables required for the wiring.



All information on the device

Main technical information are laser-printed on the front and left side of product to ensure long readability.

AFDD

S-ARC1 M and DS-ARC1 M, B and C characteristic



S-ARC1 M, B and C characteristics

Function: protection of end user single-phase circuits against short-circuit currents, overload, earth arc faults, parallel arc faults and series arc faults.

Application: residential, commercial

Standard: IEC 62606; EN 62606; IEC 60898-1; EN 60898-1

Icn = 6kA, 10kA

S-ARC1 M - B Characteristics 10kA



S-ARC1 M B

Number of poles	Current rating (A)	Bbn 8012542 EAN	Type code	Ordering code	Pack unit pc.	Unit L.P. (₹)
1P+N	6	374312	S-ARC1 M B6	2CSA275901R9065	1	Upon request
	10	342113	S-ARC1 M B10	2CSA275901R9105	1	
	13	342014	S-ARC1 M B13	2CSA275901R9135	1	
	16	342212	S-ARC1 M B16	2CSA275901R9165	1	
	20	341215	S-ARC1 M B20	2CSA275901R9205	1	
	25	341413	S-ARC1 M B25	2CSA275901R9255	1	
	32	341314	S-ARC1 M B32	2CSA275901R9325	1	
	40	339915	S-ARC1 M B40	2CSA275901R9405	1	

S-ARC1 M - C Characteristics 10kA



S-ARC1 M C

Number of poles	Current rating (A)	Bbn 8012542 EAN	Type code	Ordering code	Pack unit pc.	Unit L.P. (₹)
1P+N	6	339816	S-ARC1 M C6	2CSA275901R9064	1	Upon request
	10	339717	S-ARC1 M C10	2CSA275901R9104	1	
	13	339618	S-ARC1 M C13	2CSA275901R9134	1	
	16	340416	S-ARC1 M C16	2CSA275901R9164	1	
	20	340317	S-ARC1 M C20	2CSA275901R9204	1	
	25	340218	S-ARC1 M C25	2CSA275901R9254	1	
	32	340119	S-ARC1 M C32	2CSA275901R9324	1	
	40	340010	S-ARC1 M C40	2CSA275901R9404	1	

DS-ARC1 M, B and C characteristics

Function: protection of end user single-phase circuits against short-circuit currents, overload, earth arc faults, parallel arc faults, series arc faults, earth faults currents. (with IΔn=30 mA).

Application: residential, commercial

Standard: IEC/EN 62606; IEC/EN 61009-1; IEC/EN 61009-2-1

Icn = 6kA, 10kA

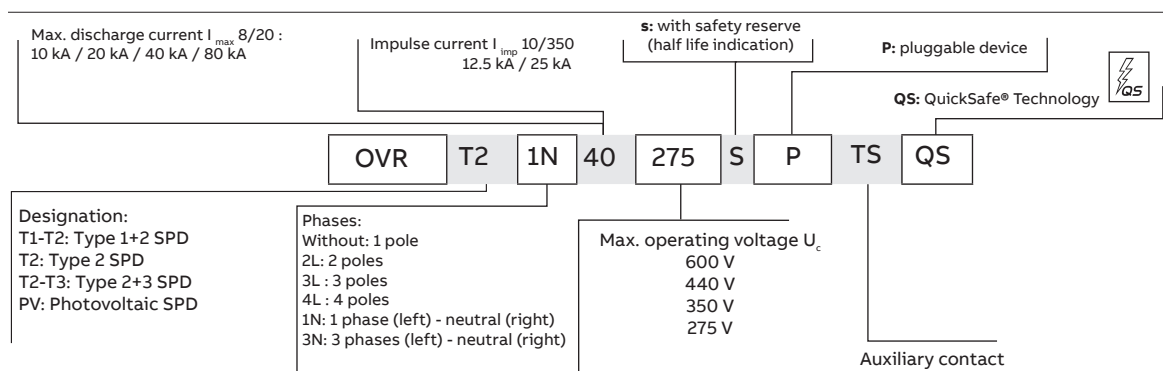
DS-ARC1 M - A type 10kA



DS-ARC1 M

Number of poles	Characteristics	Current rating (A)	Bbn 8012542 EAN	Type code	Ordering code	Pack unit pc.	Unit L.P. (₹)
1P+N	B	6	734710	DS-ARC1 M B6 A30	2CSA275103R1065	1	Upon request
		10	733812	DS-ARC1 M B10 A30	2CSA275103R1105	1	
		13	734611	DS-ARC1 M B13 A30	2CSA275103R1135	1	
		16	733713	DS-ARC1 M B16 A30	2CSA275103R1165	1	
		20	734512	DS-ARC1 M B20 A30	2CSA275103R1205	1	
1P+N	C	6	734314	DS-ARC1 M C6 A30	2CSA275103R1064	1	Upon request
		10	733416	DS-ARC1 M C10 A30	2CSA275103R1104	1	
		13	748113	DS-ARC1 M C13 A30	2CSA275103R1134	1	
		16	611011	DS-ARC1 M C16 A30	2CSA275103R1164	1	
		20	748014	DS-ARC1 M C20 A30	2CSA275103R1204	1	

Surge protection devices - OVR QuickSafe®



Type 1+2 - MOV + GDT or spark gap technology

Type 1+2 surge protective devices can be installed at the entrance in the main switch board for a global protection of the electrical installation.

Three pole + neutral (Pluggable)



OVR T1-T2

Description	Max. continuous operating voltage U_c (V)	"I imp in kA (10/350us wave)"	"I max in kA (8/20us wave)"	Pole	No. of modules	Ordering code	Unit L.P. (₹)
OVR T1-T2 3N 100-255 P TS	255	25	60	3+1	8	2CTB812111R2300	2,25,980
OVR T1-T2 3N 25-440s P QS	440	25	-	3+1	8	2TAM214100R4810	1,65,480
OVR T1-T2 3N 25-440s P QS TS	440	25	-	3+1	8	2TAM214100R4811	1,74,120
OVR T1-T2 3N 12.5-275s P QS	275	12.5	80	3+1	4	2CTB815710R1900 ■	39,810
OVR T1-T2 3N 12.5-275s P TS QS	275	12.5	80	3+1	4	2CTB815710R0700	45,800
OVR T1-T2 3N 12.5-440s P QS	440	12.5	80	3+1	4	2CTB815710R4800	47,780
OVR T1-T2 3N 12.5-440s P TS QS	440	12.5	80	3+1	4	2CTB815710R3600	54,930

Type 2 - Metal oxide varistor

Type 2 surge protective devices can be installed at the sub-distribution switch board for protection of electrical installation and equipment against indirect lightning and switching surges.

Single pole (Pluggable)



OVR Type 2

Description	Max. continuous operating voltage U_c (V)	I max in kA (8/20us wave)	No. of Modules	Ordering code	Unit L.P. (₹)
OVR T2 40-275 P QS	275	40	1	2CTB803871R2300 ■	6,730
OVR T2 40-275s P QS	275	40	1	2CTB815704R1200	10,000
OVR T2 40-275 P TS QS	275	40	1	2CTB803871R1700	8,590
OVR T2 40-440 P QS	440	40	1	2CTB803871R1200	6,880
OVR T2 40-440s P QS	440	40	1	2CTB815704R4100	9,480
OVR T2 80-275s P QS	275	80	1	2CTB815708R1200	10,300
OVR T2 80-275s P TS QS	275	80	1	2CTB815708R0000	12,690
OVR T2 80-440s P QS	440	80	1	2CTB815708R4100	9,330
OVR T2 80-440s P TS QS	440	80	1	2CTB815708R2900	11,700

■ Stock items

Surge protection devices - OVR QuickSafe®



OVR Type 2

Single pole + neutral (Pluggable)

Description	Max. continuous operating voltage U _c (V)	I max in kA (8/20us wave)	No. of Modules	Ordering code	Unit L.P. (₹)
OVR T2 1N 40-275 P QS	275	40	2	2CTB803972R1100 ■	14,330
OVR T2 1N 40-275s P QS	275	40	2	2CTB815704R1400	18,080
OVR T2 1N 40-275 P TS QS	275	40	2	2CTB803972R0500	16,300
OVR T2 1N 40-275s P TS QS	275	40	2	2CTB815704R0200	19,800
OVR T2 1N 40-350 P QS	350	40	2	2CTB803982R1100	15,500
OVR T2 1N 40-350 P TS QS	350	40	2	2CTB803982R0500	17,600
OVR T2 1N 80-275s P QS	275	80	2	2CTB815708R1400	19,060
OVR T2 1N 80-275s P TS QS	275	80	2	2CTB815708R0200	21,020



OVR Type 2

Three pole + neutral (Pluggable)

Description	Max. continuous operating voltage U _c (V)	I max in kA (8/20us wave)	No. of modules	Ordering code	Unit L.P. (₹)
OVR T2 3N 40-275 P QS	275	40	4	2CTB803973R1100 ■	24,530
OVR T2 3N 40-275s P QS	275	40	4	2CTB815704R2000	34,950
OVR T2 3N 40-275 P TS QS	275	40	4	2CTB803973R0500	31,210
OVR T2 3N 40-275s P TS QS	275	40	4	2CTB815704R0800	40,960
OVR T2 3N 40-350 P QS	350	40	4	2CTB803983R1100	26,500
OVR T2 3N 40-350 P TS QS	350	40	4	2CTB803983R0500	39,750
OVR T2 3N 40-440 P QS	440	40	4	2CTB803973R1400	25,240
OVR T2 3N 40-440 P TS QS	440	40	4	2CTB803973R1500	31,600
OVR T2 3N 40-440s P TS QS	440	40	4	2CTB815704R3700	73,730
OVR T2 3N 80-275s P QS	275	80	4	2CTB815708R2000	36,540
OVR T2 3N 80-275s P TS QS	275	80	4	2CTB815708R0800	43,510
OVR T2 3N 80-440s P QS	440	80	4	2CTB815708R4900	31,880
OVR T2 3N 80-440s P TS QS	440	80	4	2CTB815708R3700	38,490



OVR SL



Surge arrester for data line protection (Pluggable)

Description	Max. continuous operating voltage U _c (V)	I max in kA (8/20us wave)	Width	Ordering code	Unit L.P. (₹)
OVR SL06	7.79 V	10 kA	7mm	7TCA085400R0360	Upon request
OVR SL15	16.7 V	10 kA	7mm	7TCA085400R0361	
OVR SL30	36.7 V	10 kA	7mm	7TCA085400R0363	
OVR SL50	56.7 V	10 kA	7mm	7TCA085400R0364	
OVR SLTN	296 V	10 kA	7mm	7TCA085400R0323	

■ Stock items

DBT Timer digital time switches

An ideal range for automating the functions of the installation



Wide range of programs: standard, impulse, cycle, random and holiday

- Permanent or temporary manual deviation, directly activated with a single touch
- LCD Display with back-lighting
- Up to 900 storable events
- Up to 400 pre-defined cities coordinates
- Accuracy of ±0.5 seconds/24h
- Switching solar time/daylight saving time

Bluetooth communication combined with the DBT Timer App available for Android and iOS ensure smart configuration and quick visualization. This functionality also allows to transfer programs from one device to another simply using the Smartphone.

Time synchronization via DY DCF77 or DY GPS antennas. The DY DCF77 antenna receives scheduled messages transmitted by the atomic clock installed c/o Mainflingen (Germany), near Frankfurt. Thanks to this signal, the time switches are automatically set to: hour, date and proper daylight saving time. The DY GPS antenna receives time from the Global Positioning System, providing an accurate location and time information for an unlimited number of people in all weathers, day or night, anywhere in the world.

DBT Timer digital time switches

An ideal range for automating the functions of the installation



DW1

Digital weekly time switch - DW

DW1 and DW2 are weekly digital time switches with 1 and 2 channels, respectively. They allow exclusion of the normal weekly program in every week with the same mode.

Description	Ordering code	Unit L.P. (₹)
DW weekly digital time switches-DW1, 1 channel	2CSM222531R1000	15,690
DW weekly digital time switches-DW2, 2 channel	2CSM222521R1000	24,530



DWA1

Digital weekly astronomical time switch - DWA

The astronomical switches DWA1 and DWA2, respectively, with 1 and 2 channels, automatically control lighting circuits depending on the time of sunrise and sunset, greatly increasing energy efficiency. The programming is in fact based on a mathematical algorithm able to calculate the time of the rising and setting of the sun in a certain location for each day of the year. Once powered the device, simply insert date, time, geographical coordinates and time zone so that it is ready to work. These settings can also be automatically defined using the DBT Timer App. The installation of astronomical digital time switches is particularly useful when using a twilight switch with external sensor is not recommended because it may be subject to malfunctions caused by air pollution, excessive brightness or vandalism. DWA1 and DWA2 are also indicated for the control of public lighting, shop windows of shops, neon signs, monuments, facades, illuminated fountains.

Description	Ordering code	Unit L.P. (₹)
DWA twilight astronomical switches DWA-1, 1 channel	2CSM222511R1000	33,990
DWA twilight astronomical switches DWA-2, 2 channel	2CSM222501R1000	42,420



TL1

TL1 Pole

TL Line modular twilight switches

TL1 twilight switch allows to switch ON and switch OFF lighting devices according to a scheduled level of the ambient light. It is used in combination with an external sensor to detect if the ambient light is higher or lower than the set level. A switching delay prevents them from operating unnecessarily when the light intensity suddenly changes (e.g. lightning, moving vehicles, etc.). The TL1 twilight switch 1 channel is preset with a 10 LUX from factory and it is equipped with 2 signalling LEDs that indicate the setpoint value and display the status of the contact. The operating instructions are printed on the side of the product.

Description	Ordering code	Unit L.P. (₹)
TL1 modular twilight switches 1 channel with external sensor TL1	2CSM229921R1341	14,010
TL1 pole twilight switches, installation on the pole/wall TL1 Pole	2CSM229911R1341	13,020



AD1CO-15m

AG Timer electro-mechanical time switches

These analog timers are designed for installation on DIN-Rail. They control circuit opening and closing according to the scheduled program. Available both on daily and weekly versions and equipped with a 16 A contact. They can be set on the scheduled program or on the permanent ON-OFF function. The AD1NO-R-15m, AD1CO-R-15m, AW1CO-R-120m, AD1CO-R-30m, AW1CO-R-210m versions are equipped with a built-in battery, charged by the network voltage, which allows the devices to maintain the set time also in case of long (up to 150 h) power supply failures. The products fit applications such as control of lighting systems of shops or commercial buildings, heating and ventilation systems as well as control of automatic irrigation systems of private or external gardens.

Description	Ordering code	Unit L.P. (₹)
AD1CO Daily time switch, running reserve 1NO/1NC, AD1CO-R-15m	2CSM208151R1000 ■	6,880

Control and automation components

Description	Ordering code	Unit L.P. (₹)
E 232-230 staircase lighting time-delay switches, staircase lighting time-delay switches are usually operated by pushbuttons, often fitted with a glow lamp. Switches are designed for a glow lamp current of up to 150 mA and thus perfectly suitable for installations in multi-storey buildings.	2CDE11000R0501	9,730
The E 232-230 staircase lighting time-delay switch includes an electro-mechanical timer with a synchronous motor drive to ensure high operational safety in whatever mounting position. The time range is adjustable in increments of 15 seconds from 1 to seven minutes. Resettable after 30 seconds.	2CDE110003R0511	12,640




E200

■ Stock items

SMISLINE TP plug-in system

Changes have never been easier

SMISLINE TP ensures that load-free devices and components can be snapped on and off under voltage without the need for additional personal protective equipment to guard against electrical hazards.





It opens up to completely new prospects for you when it comes to installation, operation and flexibility.

The world's first pluggable socket system.

SMISSLINE TP plug-in system

Changes have never been easier



Even safer: protection against electrical hazards


We have upgraded our unique SMISSLINE socket system even further through the addition of a pioneering innovation. With the new SMISSLINE TP system, components can now be plugged in or unplugged load-free without any risk from electrical current running through the body.

The SMISSLINE TP pluggable socket system is completely fingersafe (IP2XB) – when devices are plugged in and unplugged, the system is always touch-proof. This means that SMISSLINE TP prevents any danger to personnel from switching arcs or accidental arcing.

Even more flexible: make additions and changes during on-going operation

Pluggable devices can be added and changed quickly, safely and simply during on-going operation. And this can be done without any need for personal protective equipment.

This means that you benefit from more flexibility, savings on installation and maintenance – and improved safety. SMISSLINE TP provides greater availability and operating safety than conventional systems.



- 1 Supply terminal
- 2 Surge arrester OVR404
- 3 Miniature circuit breaker S403NP
- 4 RCBO FS401
- 5 RCBO FS403

- 6 Socket IP20
- 7 Additional socket IP20
- 8 Terminals
- 9 Sensor for current measurement system
- 10 Cabel Bus System CMS

- 11 Control unit CMS
- 12 Socket end piece
- 13 Auxiliary contact
- 14 Signal contact

ELR, Earth leakage relay - (DIN & front panel mountable)



ELR48



ELR72



ELR96PD

Front panel residual current relays are electronic devices used in combination with an external toroidal transformer. They are according to the protection standard IEC/EN 60947-2 Annex-M. The sensitivity can be set from 0.03 A to 30 A, while the tripping time from 0 to 5 seconds. Residual current relays are available in versions 48x48 mm, 72x72 mm, and 96x96 mm. The Fail Safe function is available for versions ELR48P, ELR72P and ELR96P: the contacts switch when there is no auxiliary power. The ELR96PF version is equipped with Fail Safe function, fault memory LED, and a frequency filter, that ensure continuity of service in the presence of harmonics. ELR96PD has (in addition to these functions) a digital display for an instantaneous view of the residual current IΔn.

Description	Operating voltage	Pack	Ordering code	Unit L.P. (₹)
ELR48P	110 V a.c./d.c. - 230 V a.c.	1	2CSG252211R1202	
ELR48V24P	24-48 V a.c./d.c.	1	2CSG452211R1202	
ELR72	110 V a.c./d.c. - 230 V a.c.	1	2CSG252120R1202	
ELR72V24	24-48 V a.c./d.c.	1	2CSG452120R1202	
ELR72P	110-230-400 V a.c.	1	2CSG152424R1202	
ELR72V24P	24-48 V a.c./d.c.	1	2CSG452424R1202	
ELR96	110-230-400 V a.c.	1	2CSG152130R1202	Upon request
ELR96V24	24-48 V a.c./d.c.	1	2CSG452130R1202	
ELR96P	110-230-400 V a.c.	1	2CSG152434R1202	
ELR96V24P	24-48 V a.c./d.c.	1	2CSG452434R1202	
ELR96PF	110-230-400 V a.c.	1	2CSG152435R1202	
ELR96PD	110-230-400 V a.c.	1	2CSG152436R1202	



RD3



RD3M-48

RD3, residual current relays - (DIN-Rail mountable)

The RD3 family of electronic residual current relays provides residual current protection and monitoring functions according to IEC/EN 60947-2:2006 annex M and can be used in conjunction with all S 200 automatic devices and Tmax range moulded case devices up to T5, for industrial installations.

The RD3 residual current relays can provide status indications through two output contacts.

Description	Operating voltage	Pack	Ordering code	Unit L.P. (₹)
RD3-48	12-48 a.c./d.c.	1	2CSJ201001R0001	
RD3	230-400 a.c.	1	2CSJ201001R0002	
RD3M-48	12-48 a.c./d.c.	1	2CSJ202001R0001	Upon request
RD3M	230-400 a.c.	1	2CSJ202001R0002	
RD3P-48	12-48 a.c./d.c.	1	2CSJ203001R0001	
RD3P	230-400 a.c.	1	2CSJ203001R0002	

Toroidal transformers

Description	Toriod useful diameter (mm)	Min. measurable current (mA)	Max. rated current ¹ (A)	Max. capacity ² (A)	Pack	Ordering code	Unit L.P. (₹)
TRM	29 (modular version)	30	65	160	1	2CSM029000R1211	
TR1	35	30	75	250	1	2CSG035100R1211	
TR2	60	30	85	400	1	2CSG060100R1211	
TR3	80	100	160	800	1	2CSG080100R1211	
TR4	110	100	250	1,250	1	2CSG110100R1211	
TR4/A	110 (openable version)	300	250	1,250	1	2CSG110200R1211	Upon request
TR160	160	300	400	2,000	1	2CSG160100R1211	
TR160A	160 (openable version)	500	400	2,000	1	2CSG160200R1211	
TR5	210	300	630	3,200	1	2CSG210100R1211	
TR5/A	210 (openable version)	500	630	3,200	1	2CSG210200R1211	

¹ Shows toroidal transformers selection for use with ELR according to IEC/EN 60947-2 Annex M in combination with MCBs S200 range and MCCBs Tmax range upto T5

² Shows the technical features of the toroidal transformers



TR



ABB Energy Efficiency Portfolio

Metering solutions from basic to advanced

Single function and multi-function metering solutions

ABB analog and digital single and multi-function instruments easily allow the monitoring of all the simplest electrical parameters.

Basic metering solutions

On top of the simplest measurements, ABB basic multi-function meters also monitor energy and power. they are available with option for modbus communication.



M1A

M1V



M1M 11



M1M 10



EQ meters D series



EQ meters B series



M1M 12



M1M DS

Intermediate metering solutions

Intermediate level solutions offer a wider range of measurements - including THD, Individual Harmonics and Unbalances - and functionalities - such as I/O, Timers, RTC and Alarms as optional choice.

Advanced metering solutions

M4M suits all power monitoring needs: from high-accuracy energy efficiency monitoring of electrical parameters to complete power quality analysis through advanced KPIs via cloud.



M1M 15



M4M 2X



M1M 20B



M1M 30B



M4M 20



EQ meters D series



SCU - 200



M1M 20



M1M 30



M4M 30



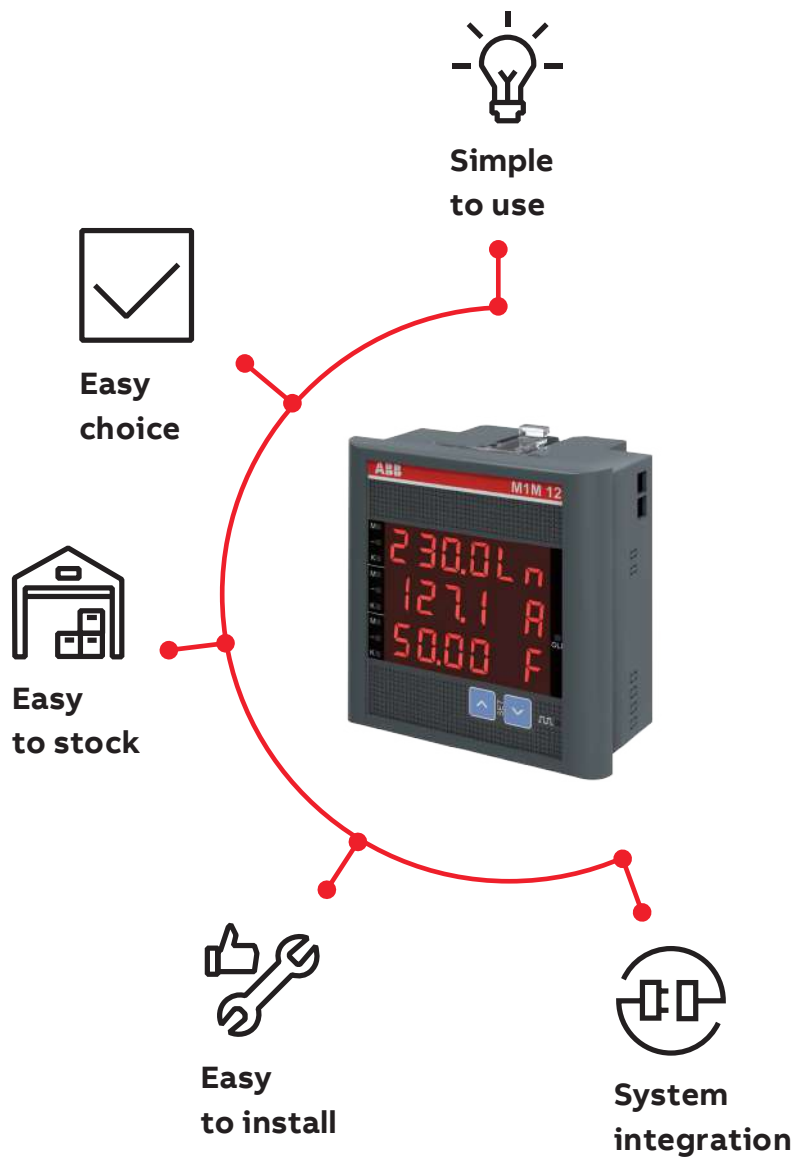
EQ meters A series



SCU-100 InSite Pro (CMS)

Measurement made simple

Making difference with M1M range of meters in sub-distribution switchboards.



Commercial buildings



Industrial plants



Public buildings

Measurement made simple

Value proposition

Simple to use

- Intuitive visualization of the parameters on the bright LED display
- Enhanced clarity in data reading and device configuration

Easy choice

- Maximum 2 steps to select the correct product for your application

Easy to install and stock

- Compact product design and optimized volumetric weight of packaging
- No tools required for product mounting, thanks to mounting clips

System integration

- Remote monitoring in any Modbus RTU supervision system thanks to the optional RS485 port



M1M DS

Your benefits



For distributors

- Save space needed for internal stock
- Fast selection of the correct product for your orders
- Handle a minimum set of order codes



For panel builders

- Reduce the time needed for meter installation on the panel
- Fast selection of the correct product for your application
- Increase the number of projects covered with the same product



Technical features



Product type		Single function and multi-function meters M1M			
Product range		M1A 1-1 Ammeter	M1A 3-1 Ammeter	M1A 3-05 Ammeter	M1V 1-1 Voltmeter
Mounting		Front panel	Front panel	Front panel	Front panel
Standards	IEC 62053-21/22	#	#	#	#
	IEC 61557-12 PMD	-	-	-	-
	IEC 61000 4-2, 4-3, 4-4, 4-6, 4-8, 4-11	-	-	-	-
	IEC 61010-1	■	■	■	■
HMI	Display	LED	LED	LED	LED
	Accuracy Class	Class 1	Class 1	Class 0.5	Class 1
Measurement	Auxiliary Power Supply (80 - 300V AC/DC, L-N)	■	■	■	■
	Voltage measurement range	-	-	-	300V Max. AC (L-N)
	Current Measurement range	50mA - 6A	50mA - 6A	50mA - 6A	-
	Measurement via CT (.../1A or .../5A)	■	■	■	-
	Measurement via Rogowski coils	-	-	-	-
	Sample per cycle	32	32	32	32
Real-time	Current (I), Voltage (U, V), f	I	I	I	V
	Active Power (P), PF	-	-	-	-
	Reactive (Q), Apparent (S) Power	-	-	-	-
	Timers	-	-	-	-
	On hours and load hours	-	-	-	-
Energy	Active energy	-	-	-	-
	Reactive, apparent energy	-	-	-	-
	4 quadrants energy (import/export)	-	-	-	-
Power Quality	THD	-	-	-	-
	Harmonics	-	-	-	-
	Unbalances	-	-	-	-
	Neutral current	-	-	-	-
Logging	Alarms	-	-	-	-
	Complex alarms with logics	-	-	-	-
	Min/max/demand	-	-	-	-
	Flash memory	-	-	-	-
	RTC	-	-	-	-
HMI	Graphs visualization	-	-	-	-
	Homepage and favourite page	-	-	-	-
	Password protection	■	■	■	■
	Standard I/O	-	-	-	-
	Additional I/O	-	-	-	-
	M-bus	-	-	-	-
	Modbus RTU	-	-	-	-
	Modbus TCP/IP	-	-	-	-
	Profibus DP-V0	-	-	-	-
	BACnet/IP	-	-	-	-
Communication	Bluetooth	-	-	-	-
	Automatic integration in System pro M compact® InSite	-	-	-	-
	Automatic integration in ABB Ability™ Energy and Asset Manager	-	-	-	-
	InSite-bus flat cable	-	-	-	-

Calibration document included in the product packaging.
 * Only one energy parameter Active / apparent can be configured in meter setting
 \$ Only one user selectable parameter can be configured in meter setting



M1V 3-1- Voltmeter	M1V 3-05 Voltmeter	M1M 11-1 kWh	M1M 11-05 kWh	M1M 10	M1M 12	M1M DS Dual source
Front panel	Front panel	Front panel	Front panel	Front panel	Front panel	Front panel
#	#	#	#	#	#	#
-	-	-	-	-	-	-
-	-	-	-	-	-	-
■	■	■	■	■	■	■
LED	LED	LED	LED	LED	LED	LED
Class 1	Class 0.5	Class 1	Class 0.5	Class 1	Class 1	Class 0.5
■	■	■	■	■	■	■
300V Max. AC (L-N) 80-515V AC (L-L)	300V Max. AC (L-N) 80-515V AC (L-L)	300V Max. AC (L-N) 80-515V AC (L-L)	300V Max. AC (L-N) 80-515V AC (L-L)	300V Max. AC (L-N) 80-515V AC (L-L)	300V Max. AC (L-N) 80-515V AC (L-L)	300V Max. AC (L-N) 80-515V AC (L-L)
-	-	50mA - 6A	50mA - 6A	50mA - 6A	50mA - 6A	50mA - 6A
-	-	■	■	■	■	■
-	-	-	-	-	-	-
32	32	64	64	64	64	64
V, f	V, f	-	-	■	■	■
-	-	■ ^s	■ ^s	-	■	■
-	-	Apparent ^s	Apparent ^s	-	Apparent	Apparent
-	-	-	-	-	-	-
-	-	-	-	On hours	■	■
-	-	■ ^s	■ ^s	-	■*	■*
-	-	Apparent ^s	Apparent ^s	-	Apparent*	Apparent*
-	-	-	-	-	-	-
-	-	-	-	-	-	-
-	-	-	-	-	-	-
-	-	-	-	-	-	-
-	-	-	-	-	-	-
-	-	-	-	-	-	-
-	-	-	-	-	-	-
-	-	-	-	-	-	-
-	-	-	-	-	-	-
-	-	-	-	-	-	-
-	-	-	-	-	-	-
-	-	-	-	-	-	-
-	-	-	-	-	-	-
-	-	■	■	■	■	■
-	-	-	-	-	-	-
-	-	-	-	-	-	-
-	-	-	-	-	-	-
-	-	-	-	-	-	-
-	-	-	-	-	-	-
-	-	■	■	-	■	■
-	-	-	-	-	-	-
-	-	-	-	-	-	-
-	-	-	-	-	-	-
-	-	-	-	-	-	-
-	-	-	-	-	-	-
-	-	-	-	-	-	-
-	-	*	*	-	*	*
-	-	*	*	-	*	*
-	-	-	-	-	-	-

M1 Single Function Measurement Devices

M1A, M1V and M1M 11

Ordering codes



M1A

M1A

M1A is a digital ammeter for Current measurement, providing the measurement of the single-phase or three-phase Current and allowing easy replacement of different analog meters.

Accuracy Class	Communication protocol and interface	Order details Type code	Order code	Weight 1 piece kg	Pack unit pc.	Unit L.P. (₹)
Class 1	-	M1A 1-1 Ammeter 1Ph	1SYG235145R4051 ■	0.19	1	1,800
Class 1	-	M1A 3-1 Ammeter 3Ph	1SYG235135R4051 ■	0.19	1	2,760
Class 0.5	-	M1A 3-05 Ammeter 3Ph	1SYG234905R4051 ■	0.19	1	3,250



M1V

M1V

M1V is a digital voltmeter for Voltage (and Frequency) measurement, providing the measurement of the single-phase or three-phase Voltage as well as Frequency (for 3Ph Voltmeter) and allowing easy replacement of different analogue meters.

Accuracy Class	Communication protocol and interface	Order details Type code	Order code	Weight 1 piece kg	Pack unit pc.	Unit L.P. (₹)
Class 1	-	M1V 1-1 Volt Meter 1Ph	1SYG233965R4051 ■	0.19	1	1,800
Class 1	-	M1V 3-1 Volt Meter 3Ph	1SYG233955R4051 ■	0.19	1	2,760
Class 0.5	-	M1V 3-05 Volt Meter 3Ph	1SYG233695R4051 ■	0.19	1	3,250

M1M 11

M1M 11 is a digital kWh meter for energy measurement, providing the measurement of the single-phase and three-phase energy consumption.



M1M 11

Accuracy Class	Communication protocol and interface	Order details Type code	Order code	Weight 1 piece kg	Pack unit pc.	Unit L.P. (₹)
Class 1	Modbus RTU RS485	M1M 11-1 kWh Meter Modbus	1SYG233685R4051 ■	0.22	1	9,210
Class 0.5	Modbus RTU RS485	M1M 11-05 kWh Meter Modbus	1SYG232395R4051 ■	0.22	1	9,320

M1M Multi-function Measurement Devices

M1M 10, M1M 12 and M1M DS

Ordering codes



M1M 10

M1M 10

M1M 10 is a VAF meter for basic electrical system monitoring, providing the measurement of the main single-phase and three-phase electrical parameters and allowing easy replacement of different analogue meters.

Accuracy Class	Communication protocol and interface	Order details Type code	Order code	Weight 1 piece kg	Pack unit pc.	Unit L.P. (₹)
Class 1	-	M1M 10-1	1SYG235081R4051 ■	0.3	1	3,210



M1M 12

M1M 12

M1M 12 is a Multi-function meter, providing what is needed to monitor the electrical system and allowing statistical metering of active energy consumption.

M1M 12 product range includes option with built-in communication protocol (Modbus RTU) through RS485 communication port, allowing easy integration with Modbus supervision systems.

Accuracy Class	Communication protocol and interface	Order details Type code	Order code	Weight 1 piece kg	Pack unit pc.	Unit L.P. (₹)
Class 1	-	M1M 12-1	1SYG207591R4051 ■	0.3	1	10,380
Class 1	Modbus RTU RS485	M1M 12-1 Modbus	1SYG207581R4051 ■	0.3	1	11,490



M1M DS

M1M DS

M1M DS is a digital dual source meter for the measurement of basic electrical parameters along with power parameters for two source measurement such as EB/DG.

Accuracy Class	Communication protocol and interface	Order details Type code	Order code	Weight 1 piece kg	Pack unit pc.	Unit L.P. (₹)
Class 0.5	-	M1M DS-05	1SYG232385R4051	0.21	1	8,910
Class 0.5	Modbus RTU RS485	M1M DS-05 Modbus	1SYG232375R4051 ■	0.21	1	9,200

■ Stock items

M1M Power Meters

Introducing the new ABB power meter ranges M1M 15, M1M 20B, M1M 30B, M1M 20 and M1M 30 an easy solution for any standard application in buildings and industry.

M1M 15, M1M 20B, M1M 30B, M1M 20 and M1M 30 are the new ABB ranges of power meters, offering exactly what is needed to monitor the electrical system and analyze the power quality in a single device.

The new M1M power meters offer allows to easily and cost-effectively cover the main submetering and power quality monitoring requirements in commercial and industrial buildings, either small or mid/large-sized, e.g. inside power factor correction boards, motor control center or sub-distribution switchboards.

ABB's complete multifunction meters product line, now including M1M 15, M1M 20B, M1M 30B, M1M 20

and M1M 30 ranges, are capable to cover all needs, from basic electrical parameters measurement to advanced power quality analysis.

ABB's power meters are simple to use, with a common and intuitive user experience from installation to operations, allowing to fully exploit the reliable, IEC-compliant measurements.

Thanks to their connectivity capabilities, M1M can get leverage on the integration in ABB scalable energy and asset management solutions to monitor, optimize and control the complete electrical system, such as System pro M compact® InSite and ABB Ability™ Energy and Asset Manager cloud-computing platform.



Commercial buildings



Industrial plants



Public buildings



M1M 15



M1M 20B



M1M 30B



M1M 20



M1M 30

Measurement made simple

The complete M1M range, offering all the measurement features required for basic power quality monitoring and submetering in a single power meter; making measurement simple.



— Complete offer

ABB meters to cover all needs

Select in maximum 2 steps the right and most competitive power meter to cover all basic electrical system measurement needs. Thanks to integrated functionalities and communication protocols, the same product version fits an increased number of projects and wide applications range.



— Easy to use

Common user experience


Common and intuitive menu structure all over the different ranges on clear and large backlit LCD/LED displays, helping to reduce the time needed to operate the power meters. Feedback on correct operations and quick reactivity on the system events are ensured by alarms icons and frontal LEDs on all product versions.



— Easy to install

Optimized installation process

Compact power meters, ensuring a very limited footprint inside the panel, provide a common, vertical disposition of the terminals for easy wiring of cables directly from the sides. No special tool is required for product mounting, thanks to mounting clips.



— Energy efficiency

Reliable and accurate measurement

Complete set of measurement functionalities, from multi-function meters to intermediate power meters, compliant with accuracy standard IEC 61557-12 to allow improving energy efficiency of the electrical system. Remote communication on main communication protocol, Modbus RTU and Modbus TCP/IP.

Your benefits

For distributors

- Reduce selection time of the correct product, thanks to reduced range complexity
- Manage a limited number of order codes from a single supplier
- Save space needed for internal stock
- Have the product on stock when needed and reduce delivery time

For panel builders

- 1 supplier only for all measurement products covering a wide range of projects
- Increase competitiveness in projects
- Reduce time needed for product selection, thanks to simple range composition
- Reduce time for installation and operations
- Minimum space requirements in the panel

Technical features



Product type		Power meters M1M		
Product range		M1M 15	M1M 20B-1	M1M 20B-05
Mounting		Front panel	Front panel	Front panel
Standards	IEC 62053-21/22	■	■	■
	IEC 61557-12 PMD	■	-	-
	IEC 61000 4-2, 4-3, 4-4, 4-6, 4-8, 4-11	■	■	■
	IEC 61010-1	■	■	■
HMI	Display	LED	LED	LED
	Accuracy Class	Class 1	Class 1	Class 0.5
Measurement	Auxiliary Power Supply (L-N)	100-230 V AC/DC ±15%	80-300V AC/DC	80-300V AC/DC
	Current Measurement range	50mA - 6A	50mA - 6A	50mA - 6A
	Voltage measurement range	80-265 VAC (L-N) 138-458 VAC (L-L)	300V Max. AC (L-N) 80-515V AC (L-L)	300V Max. AC (L-N) 80-515V AC (L-L)
	Measurement via CT (.../1A or .../5A)	■	■	■
	Measurement via Rogowski coils	-	-	-
	Sample per cycle	128	128	128
Real-time	Current (I), Voltage (U, V), f	■	■	■
	Active Power (P), PF	■	■	■
	Reactive (Q), Apparent (S) Power	■	■	■
	Timers	■	-	-
Energy	ON hours and load hours	■	■	■
	Active energy	■	■	■
	Reactive, Apparent energy	■	■	■
	4 quadrants energy (import/export)	-	Delivered, Received	Delivered, Received
Power Quality	Multi-tariffs	-	-	-
	THD	-	■	■
	Individual Harmonics	-	-	-
	Unbalances	-	■	■
	Neutral current	-	Calculated	Calculated
	Phasors, waveforms	-	-	-
Logging	Alarms	-	-	-
	Complex alarms with logics	-	-	-
	Min/max/demand	-	-	-
	Flash memory	-	-	-
	RTC	-	-	-
HMI	Graphs visualization	-	-	-
	Homepage and favourite page	-	-	-
	Password protection	■	■	■
	Standard I/O	-	-	-
	Additional I/O	-	-	-
	M-bus	-	-	-
	Modbus RTU	■	■	■
	Modbus TCP/IP	-	-	-
	Profibus DP-V0	-	-	-
	BACnet/IP	-	-	-
Communication	Bluetooth	-	-	-
	Automatic integration in System pro M compact® InSite	■	■	■
	Automatic integration in ABB Ability™ Energy and Asset Manager	■	■	■
	InSite-bus flat cable	-	-	-

Calibration document included in the product packaging.



M1M 20B-02	M1M 30B-05	M1M 30B-02	M1M 20	M1M 30
Front panel	Front panel	Front panel	Front panel	Front panel
■	■	■	■	■
-	-	-	■	■
■	■	■	■	■
■	■	■	■	■
LED	LED	LED	LCD	LCD
Class 0.2	Class 0.5	Class 0.2	Class 0.5	Class 0.5
80-300V AC/DC	80-300V AC/DC	80-300V AC/DC	100-230 V AC/DC ±15%	100-230 V AC/DC ±15%
50mA - 6A	50mA - 6A	50mA - 6A	50mA - 6A	50mA - 6A
300V Max. AC (L-N) 80-515V AC (L-L)	300V Max. AC (L-N) 80-515V AC (L-L)	300V Max. AC (L-N) 80-515V AC (L-L)	80-265 VAC (L-N) 138-458 VAC (L-L)	80-265 VAC (L-N) 138-458 VAC (L-L)
■	■	■	■	■
-	-	-	-	-
128	128	128	128	128
■	■	■	■	■
■	■	■	■	■
■	■	■	■	■
-	■	■	■	■
■	■	■	-	-
■	■	■	■	■
■	■	■	■	■
Delivered, Received	Delivered, Received, Total, Net, Last cleared	Delivered, Received, Total, Net, Last cleared	■	■
-	-	-	-	-
■	■	■	■	■
-	31st	31st	-	40th
■	■	■	-	■
Calculated	Calculated	Calculated	Calculated	Calculated
-	-	-	-	-
-	-	-	15	15
-	-	-	-	-
-	■	■	-	Basic
-	-	-	-	■
-	■	■	-	■
-	-	-	-	-
-	-	-	-	-
■	■	■	■	■
-	-	-	-	2 Digital Outputs
-	-	-	2 Digital Inputs. 2 Digital Outputs	2 Digital Inputs. 2 Digital Outputs
-	-	-	-	-
■	■	■	■	■
-	-	-	■	■
-	-	-	-	-
-	-	-	-	-
■	■	■	■	■
■	■	■	■	■
-	-	-	-	-

M1M Power Meters

M1M 15, M1M 20B, M1M 30B, M1M 20 and M1M 30

Ordering codes



M1M 15

M1M 15

M1M 15 is a complete multi-function meter for electrical system monitoring, mainly targeting measurement of basic electrical parameters and applications for cost allocation of energy consumptions.

Accuracy Class	Communication Protocol	I/O	Order details Type code	Order code	Weight 1 piece kg	Pack unit pc.	Unit L.P. (₹)
Class 1	-	-	M1M 15-1	2TAZ661010R2000	0.31	1	26,000
Class 1	Modbus RTU	-	M1M 15-1 Modbus	2TAZ661012R2000	0.31	1	27,920



M1M 20B

M1M 20B

M1M 20B is a power meter including THD and import/export (4 quadrants) measurement for basic power quality analysis applications such as power factor management and local energy generation monitoring.

Accuracy Class	Communication protocol and interface	I/O	Order details Type code	Order code	Weight 1 piece kg	Pack unit pc.	Unit L.P. (₹)
Class 1	Modbus RTU RS485	-	M1M 20B-1 Modbus	1SYG231445R4051 ■	0.26	1	20,090
Class 0.5	Modbus RTU RS485	-	M1M 20B-05 Modbus	1SYG230355R4051	0.26	1	25,540
Class 0.2	Modbus RTU RS485	-	M1M 20B-02 Modbus	1SYG230295R4051	0.26	1	31,880



M1M 30B

M1M 30B is a power meter providing complete features in terms of power quality analysis such as measurement up to 31st harmonic allowing to target demand management applications.

Accuracy Class	Communication protocol and interface	I/O	Order details Type code	Order code	Weight 1 piece kg	Pack unit pc.	Unit L.P. (₹)
Class 0.5	Modbus RTU RS485	-	M1M 30B-05 Modbus	1SYG230185R4051 ■	0.27	1	31,120
Class 0.2	Modbus RTU RS485	-	M1M 30B-02 Modbus	1SYG229775R4051	0.27	1	34,940



M1M 20

M1M 20

M1M 20 is a power meter including THD and import/export (4 quadrants) measurement for basic power quality analysis applications such as power factor management and local energy generation monitoring.

Accuracy Class	Communication Protocol	I/O	Order details Type code	Order code	Weight 1 piece kg	Pack unit pc.	Unit L.P. (₹)
Class 0.5	-	-	M1M 20-05	2TAZ662010R2000	0.31	1	36,940
Class 0.5	Modbus RTU	-	M1M 20-05 Modbus	2TAZ662012R2000	0.32	1	41,050
Class 0.5	Modbus TCP/IP	-	M1M 20-05 Ethernet	2TAZ662014R2000	0.33	1	49,250
Class 0.5	Modbus RTU	2 Digital Out. 2 Digital In.	M1M 20-05 I/O	2TAZ662012R2001	0.33	1	51,290



M1M 30

M1M 30

M1M 30 is a power meter providing complete features in terms of power quality analysis such as measurement up to 40th harmonic and internal memory for datalogging, allowing to target e.g. demand management applications.

Accuracy Class	Communication Protocol	I/O	Order details Type code	Order code	Weight 1 piece kg	Pack unit pc.	Unit L.P. (₹)
Class 0.5	Modbus RTU	2 Digital Out.	M1M 30-05 Modbus	2TAZ663012R2000	0.32	1	52,220
Class 0.5	Modbus TCP/IP	2 Digital Out.	M1M 30-05 Ethernet	2TAZ663014R2000	0.34	1	62,680
Class 0.5	Modbus RTU	2 Digital Out. 2 Digital In.	M1M 30-05 I/O	2TAZ663012R2001	0.33	1	65,290

■ Stock items



M4M Network Analyzers

Discover the benefits

M4M as a stand-alone network analyzer guarantees all power monitoring needs in the energy distribution system: from high-accuracy energy efficiency monitoring of electrical parameters to complete power quality analysis. Thanks to its connectivity capabilities, M4M can get leverage on the integration in ABB scalable energy and asset management solutions. Thanks to MID certification, M4M allows now to fulfil all legal requirements for accounting and energy acquisition.



—
-50% Time for integration in the ABB turnkey solution

Full connectivity

Natively integrated in sub-distribution management System pro M compact® InSite and ABB Ability™ Energy and Asset Manager cloud-solution, M4M benefits from the scalability of the ABB digital solutions: from stand-alone visualization and commissioning to monitoring, optimization and control of the complete electrical system.



—
Reliable and accurate power monitoring

Energy Efficiency

ABB's M4M range of network analyzers gathers data from the electrical system and provides a complete power quality analysis and high accuracy energy monitoring. MID certification available to ensure certified and tamper-proof measurement for billing applications and fulfilment of legal requirements for accounting and energy acquisition.



—
-40% Time for installation and commissioning

Simple and Intuitive

M4M makes configuration and operations simple and fast, from easy installation and wiring, thanks to compact dimensions, all-removable terminals and Rogowski coils, to intuitive use and data access thanks to touchscreen color display, mobile app and desktop software.



—
Improve reactivity and reduce uncoordinated maintenance

Realtime supervision

M4M network analyzers make information easy to access from any area of the system, providing a comprehensive range of accurate data and notifications that enhance reactivity to the events on the electrical system and allowing to avoid overloads, outages and un-coordinated maintenance.



Explore the M4M ranges

M4M network analyzers are available in different versions which ensure all power monitoring needs, from basic to more complete power quality analysis.



EQUIPPED WITH GRAPHIC COLOR DISPLAY AND 5 PUSHBUTTONS KEYBOARD, M4M 20 RANGE ALLOWS COMPLETE MONITORING AND BASIC POWER QUALITY ANALYSIS.



EQUIPPED WITH TOUCHSCREEN COLOR DISPLAY, M4M 30 RANGE ALLOWS COMPLETE POWER QUALITY ANALYSIS AND ENERGY EFFICIENCY EVALUATIONS.



M4M 2X ON DIN-RAIL WITHOUT DISPLAY, ENSURING HIGH FLEXIBILITY TO PROJECT SPECIFICATIONS COMPARED TO STANDARD NETWORK ANALYZERS.

MID-certification

Availability of MID approval to ensure certified and tamper-proof measurement for billing applications.

Graphic color display

M4M 20 and M4M 30 are equipped with a graphic color display and common app-based menu for an intuitive visualization.

Bluetooth-enabled

All M4M network analyzers are equipped with Bluetooth module for smart commissioning via mobile app.

Full communication

A complete set of embedded communication protocols, including Modbus RTU, Modbus TCP/IP, Profibus DP-V0 and BACnet/IP

Input/Output

Control on the system, thanks to I/O options including digital outputs, programmable I/O or programmable analogue outputs.

Datalogger

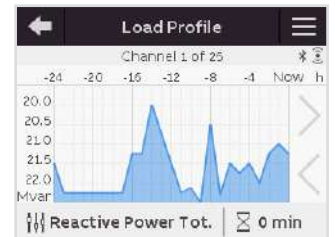
M4M 30 data logging features are available, from complete notification logs to flash memory and RTC for 1-year data logging of trends.

Rogowski version

M4M Rogowski versions are compatible with ABB's R4M Rogowski coils for easy retrofit in existing installations.



01



02



03



04

01 M4M 30 Homepage

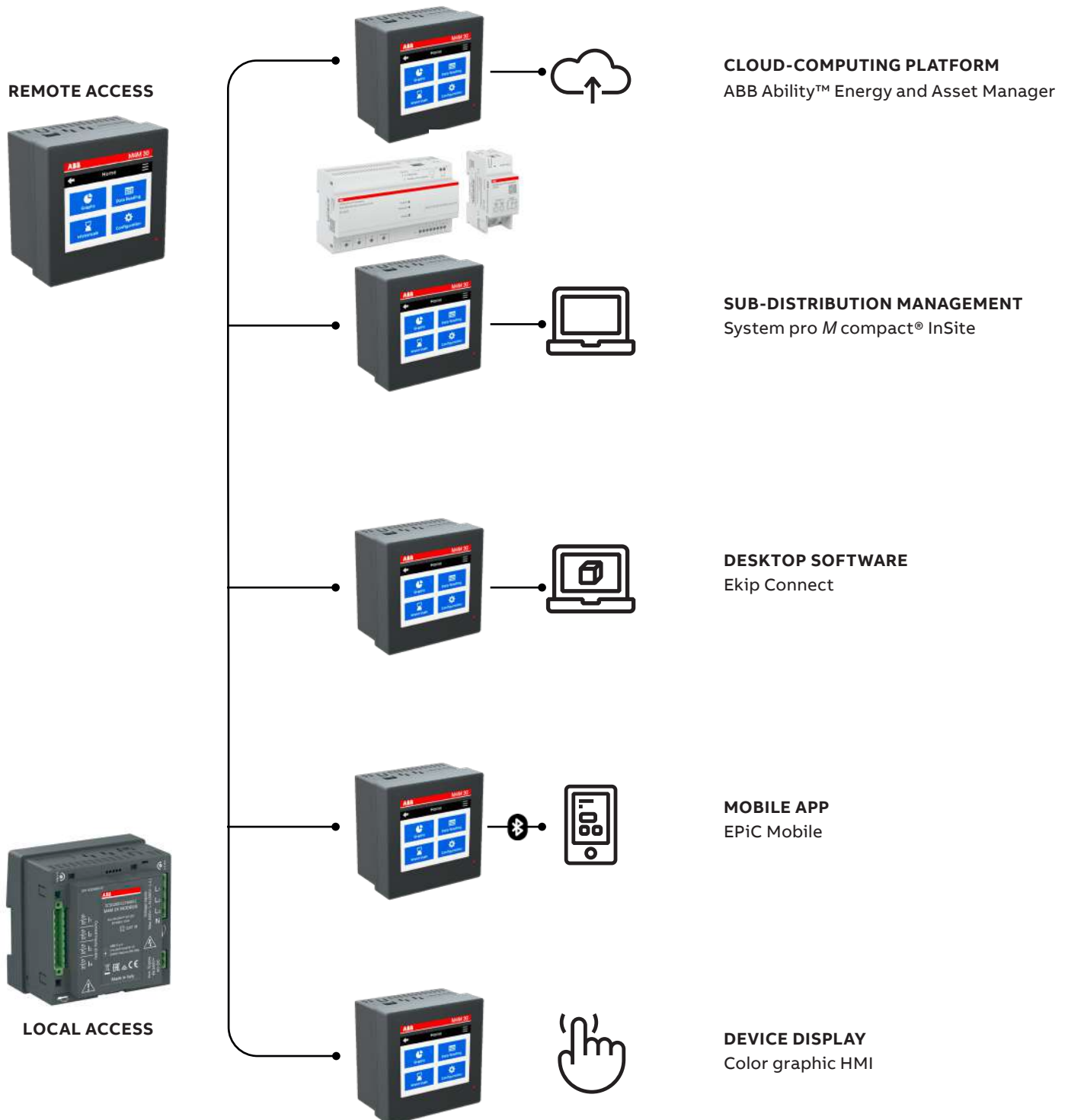
02 Trending graphs of load profiles for M4M 30

03 R4M Rogowski coils

04 M4M with MID certification

Access to M4M network analyzers

M4M network analyzers offer the strongest scalability to access the measurement data, from color graphic display to smartphone app and desktop software, up to webserver and cloud-platform when integrated in the ABB digital solutions.



Technical features



M4M 20



M4M 30



M4M 2X

Mechanical characteristics

Overall dimensions	96 mm x 96 mm x 77 mm (Depth inside the switchboard: 57 mm)	96 mm x 96 mm x 77 mm (DIN-Rail mounting)
IP degree of protection (acc. to IEC 60529)	Front: IP54	-
Weight [g]	400	Terminals: IP20

Terminal characteristics

Voltage inputs	Nominal cross-section: 2,5 mm ² Solid/stranded wire: 0,2 - 2,5 mm ² (AWG 24 - 12) Pitch: 7,62 mm Poles: 4		
Current inputs	Nominal cross-section: 2,5 mm ² Solid/stranded wire: 0,2 - 2,5 mm ² (AWG 24 - 12) Pitch: 5,08 mm Poles: 6 Screw flanges for fixing	Nominal cross-section: 2,5 mm ² Solid/stranded wire: 0,2 - 2,5 mm ² (AWG 24 - 12) Pitch: 5,08 mm Poles: 8 Screw flanges for fixing	
RS-485 Serial port	Nominal cross-section: 2,5 mm ² Solid/stranded wire: 0,2 - 2,5 mm ² (AWG 24 - 12) Pitch: 5,08 mm Poles: 3		
I/O	Nominal cross-section: 2,5 mm ² Solid/stranded wire: 0,2 - 2,5 mm ² (AWG 24 - 12) Pitch: 5,08 mm Poles: 3 (Programmable I/O, only on M4M 20 I/O) Poles: 3 (Digital outputs) Poles: 3 (Analogue outputs, only on M4M 20 I/O)	Nominal cross-section: 2,5 mm ² Solid/stranded wire: 0,2 - 2,5 mm ² (AWG 24 - 12) Pitch: 5,08 mm Poles: 5 (Programmable I/O) Poles: 3 (Programmable I/O only on M4M 30 I/O) Poles: 3 (Analogue outputs, only on M4M 30 I/O)	Nominal cross-section: 2,5 mm ² Solid/stranded wire: 0,2 - 2,5 mm ² (AWG 24 - 12) Pitch: 5,08 mm Poles: 5 (Programmable I/O)
Rogowski current probes	Only with ABB Rogowski probes: - R4M-200 2CSG202150R1101 (200 mm diameter) - R4M-80 2CSG202160R1101 (80 mm diameter)		

Climatic conditions

Operating temperature	-25 to 70 °C (K70 acc. to IEC 61557-12)
Storage temperature	-40 to 85 °C (K70 acc. to IEC 61557-12)
Relative humidity	Max 93 % (non-condensing) at 40 °C
Pollution degree	2
Altitude	< 2.000 m

User Interface

Access to device	5 pushbuttons	Touchscreen	-
Display type	Graphic color display		-
Display dimensions	70 x 52 mm (3.5")		-



M4M 20



M4M 30



M4M 2X

Communication protocol			
Modbus RTU	M4M 20 Modbus, M4M 20 I/O, M4M 20 Rogowski, M4M 20-M Modbus	M4M 30 Modbus, M4M 30 I/O, M4M 30 Rogowski, M4M 30-M Modbus	M4M 2X Modbus
Communication interface	RS485 with optical isolation		
Baud rate	9600, 19200, 38400, 57600, 115200 bps		
Parity number	Odd, Even, None		
Stop bit	1, 2		
Address	1-247		
Connector	3 pole terminal		
Profibus DP-V0	M4M 20 Profibus	M4M 30 Profibus	-
Protocol	Profibus with slave DP-V0 function in compliance with IEC 61158 regulations		
Communication interface	RS485 with optical isolation		
Baud rate	Automatic detection [9,6 kpbs - 12 Mbps]		
Address	0-126		
Connector	DB 9 female connector (do not use connectors with 90° cable outlet)		
LED indicators	Green for communication status Red for communication error		
Modbus TCP/IP	M4M 20 Ethernet, M4M 20-M Ethernet	M4M 30 Ethernet, M4M 30-M Ethernet	M4M 2X Ethernet
Protocol	Modbus TCP/IP		
Communication interface	RJ45 RJ45 (2 ports for daisy-chain)*		
BACnet	M4M 20 Bacnet	M4M 30 Bacnet	-
Protocol	BACnet/IP		
Communication interface	RJ45		
Bluetooth			
Type	BLE (Bluetooth Low Energy)		
Real-time clock			
	Available on 2X PQ1, 2X PQ2, 2X RTS		
Clock drift	-	~ 0,4 seconds per day	
Battery backup time	-	~ 3 days without aux supply	
Standards			
Power metering and monitoring devices (PMD)	IEC 61557-12 (IEC 62053-22, IEC 62053-23)		
Electrical safety	IEC 61010-1		
EMC	IEC 61326-1 (IEC 61000-3-2, IEC 61000-3-3, IEC 61000-4-2, IEC 61000-4-3, IEC 61000-4-4, IEC 61000-4-5, IEC 61000-4-6, IEC 61000-4-8, IEC 61000-4-11)		

* 1x RJ45 port available on M4M 30-M

M4M 20 and M4M 30

Comparing the two versions



M4M 20 - Class 0,5S



M4M 30 - Class 0,5S

	M4M 20 - Class 0,5S	M4M 30 - Class 0,5S
Accuracy		
MID approval	Optional	Optional
Real-time		
TRMS current		
TRMS voltage		
Frequency		
Active, Reactive and Apparent power		
Power factor		
Operating timer, countdown timer		
Energy		
Active, Reactive and Apparent energy		
4 quadrants Energy (Import/Export)		
Tariffs	/	
Power Quality		
THD (I, VLN, VLL)		
Individual Harmonics	/	40 th
Unbalances (I, VLN, VLL)	/	
Neutral current	Calculated	Measured
Phasors (I, VLN)	/	
Waveforms (I, VLN, VLL)	/	
Data recording and logs		
Single alarms	25	25
Warnings, alarms and errors logs		
Complex alarms with logics	/	4
Demand values (average)	Basic	Advanced
Min./Max. Demand values	Basic	Advanced
Energy Trending logs	/	
RTC	/	
HMI	Graphic color	Graphic color touchscreen
Graphs visualization	Basic	Advanced
Notifications		
Homepage and favourite page		
Password protection		
Connectivity		
Automatic integration in ABB Ability™ Energy and Asset Manager		
Automatic integration in System pro M compact InSite		
Bluetooth Low Energy		
Communication Protocols	Modbus RTU, Modbus TCP/IP, Profibus DP-V0, BACnet/IP	Modbus RTU, Modbus TCP/IP, Profibus DP-V0, BACnet/IP
RJ45 Daisy Chain (Ethernet version)	/	*

* daisy chain not available on M4M 30-M

M4M 2X

Functionality packages



M4M 2X - Class 0,5S

Accuracy

TRMS current	
TRMS voltage	
Frequency	
Active, Reactive and Apparent power	
Power factor	
Operating timer, countdown timer	
Active, Reactive and Apparent energy	
4 quadrants Energy (Import/Export)	
THD (I, VLN, VLL)	
Neutral current	Calculated
Single alarms	25
Demand values (average)	Basic
Max./Min. values	Basic
Warnings, alarms and errors logs	
Digital Outputs	2

+PQ1

Individual harmonics	25 th
Unbalances	
Historical logs	Intermediate
RTC	

+PQ2

Individual Harmonics	40 th
Unbalances	
Historical logs	Advanced
RTC	
Neutral current	Measured

+RTS

Tariffs	6
Complex alarms with logics	4
RTC	
Programmable I/O ¹	4

Connectivity

Automatic integration in ABB Ability™ Energy and Asset Manager	
Automatic integration in System pro M compact InSite	
Bluetooth Low Energy	
Communication protocols	Modbus RTU, Modbus TCP/IP
RJ45 Daisy Chain (Ethernet version)	

¹ instead of 2 Digital Outputs

Ordering codes



M4M 20

M4M 20 is ABB’s network analyzer range that provides complete and accurate electrical parameters monitoring and basic power quality analysis.

Equipped with graphic color display for advanced visualization of the measured parameters and Bluetooth module for smart commissioning.

Communication protocol	I/O	Type code	Order code	Weight 1 piece kg	Pack unit pc.	Unit L.P. (₹)
BLE	2 Digital out.	M4M 20	2CSG251151R4051	0.400	1	Upon request
BLE, Modbus RTU	2 Digital out.	M4M 20 Modbus	2CSG251141R4051	0.400	1	
BLE, Modbus TCP/IP	2 Digital out.	M4M 20 Ethernet	2CSG204471R4051	0.400	1	
BLE, Profibus DP-V0	2 Digital out.	M4M 20 Profibus	2CSG251131R4051	0.400	1	
BLE, BACnet/IP	2 Digital out.	M4M 20 Bacnet	2CSG236831R4051	0.400	1	
BLE, Modbus RTU	2 Progr. I/O, 2 Digital out., 2 Analogue out.	M4M 20 I/O	2CSG251161R4051	0.400	1	



M4M 20 - ROGOWSKI VERSION

M4M 20 is also available as compatible with ABB’s R4M Rogowski coils for current measurement, increasing the flexibility of network analyzers offer and allowing retrofit in any existing installations.

M4M 20 Rogowski together with R4M Rogowski coils ensures the integration of basic power quality metering in any existing system with zero downtime.

Communication protocol	I/O	Type code	Order code	Weight 1 piece kg	Pack unit pc.	Unit L.P. (₹)
BLE, Modbus TCP/IP	2 Digital Outputs	M4M 20 Rogowski	2CSG207081R4051	0.400	1	Upon request

Ordering codes



M4M 30

M4M 30 is ABB’s network analyzer range that allows complete power quality analysis and energy efficiency evaluations.

Equipped with touchscreen color display for simplified access to the device and with Bluetooth module for smart commissioning.

Communication protocol	I/O	Type code	Order code	Weight 1 piece kg	Pack unit pc.	Unit L.P. (₹)
BLE, Modbus RTU	4 Progr. I/O	M4M 30 Modbus	2CSG274761R4051	0.400	1	Upon request
BLE, Modbus TCP/IP	4 Progr. I/O	M4M 30 Ethernet	2CSG274681R4051	0.400	1	
BLE, Profibus DP-V0	4 Progr. I/O	M4M 30 Profibus	2CSG236791R4051	0.400	1	
BLE, BACnet/IP	4 Progr. I/O	M4M 30 Bacnet	2CSG202451R4051	0.400	1	
BLE, Modbus RTU	6 Progr. I/O, 2 Analogue out.	M4M 30 I/O	2CSG202471R4051	0.400	1	



M4M 30 - ROGOWSKI VERSION

M4M 30 is also available as compatible with ABB’s R4M Rogowski coils for current measurement, increasing the flexibility of network analyzers and allowing retrofit in any existing installations. M4M 30 Rogowski together with R4M coils ensure integration of complete PQ analysis in any existing system with zero downtime.

Communication protocol	I/O	Type code	Order code	Weight 1 piece kg	Pack unit pc.	Unit L.P. (₹)
BLE, Modbus RTU	4 Progr. I/O	M4M 30 Rogowski	2CSG202461R4051	0.400	1	Upon request

R4M ROGOWSKI COILS




R4M Rogowski coils are flexible current transformer based on Rogowski technology, ideal to retrofit existing installations up to 12kA. Available in two different sizes (80mm or 200mm diameters), R4M coils are directly equipped with pre-wired removable terminals that perfectly fit M4M 20 Rogowski (3 Rogowski coil inputs) and M4M 30 Rogowski (4 Rogowski coil inputs), with no need for external integrators.

Diameter (mm)	Type code	Order code	Weight 1 piece kg	Pack unit pc.	Unit L.P. (₹)
80	R4M-80	2CSG202160R1101	0.150	1	Upon request
200	R4M-200	2CSG202150R1101	0.250	1	

Energy meters **NEW**

The details that make the difference



Energy meters

Selection framework

The below framework is designed to streamline the process of choosing the right energy meter tailored to individual needs. By considering factors such as accuracy of energy measurement and desired features, the framework guides customers towards optimal selections. With a focus on accuracy, efficiency, and compatibility, users can confidently identify the perfect energy meter solution for their residential, commercial, or industrial requirements.

	STEEL	BRONZE	15 NEW	SILVER	GOLD	PLATINUM
Active energy	✓	✓	✓	✓	✓	✓
Class 1	✓	✓	✓	✓	✓	✓
Class 0.5				Optional	Optional	Optional
Pulse output	✓	✓	✓	✓	✓	✓
Alarm	✓	✓	✓	✓	✓	✓
Reactive energy		✓	✓	✓	✓	✓
Apparent energy		✓	✓	✓	✓	✓
Import/Export energy		✓	✓	✓	✓	✓
Tariffs			2/4* <small>*4 via Communication</small>	4	4	4
Resettable energy register			✓	✓	✓	✓
Fixed I/O			1DI/1DO	2DI/2DO	2DI/2DO	2DI/2DO
Configurable I/O						4
Harmonics						2-16th
Clock functions*					✓	✓
Advanced clock functions**						✓


* Tariff control, previous values, max/min demand, event log - ** Load profiles

D11 and D13 NEW

available in: 15

voltage: 220-240 VAC
3x230/400 VAC

D11	Single phase, up to 40A
D13	Three phase, up to 65A




A series

available in: STEEL BRONZE SILVER GOLD PLATINUM

voltage: 57.7...288 VAC
57.7.../100...288 VAC
3x57.7/100 ... 288/500 VAC
3x57.7/100 ... 400/690 VAC

A41	Single phase, up to 80A
A42	Single phase, with CT/VT
A43	Three phase, up to 80A
A44	Three phase, with CT/VT




B series

available in: STEEL BRONZE SILVER

voltage: 220-240 VAC
3x230/400 VAC

B21	Single phase, up to 65A
B23	Three phase, up to 65A
B24	Three phase, with CT



Energy meters

Functionalities

NEW



	Single phase - Direct		Single phase - In direct	
Energy Meters	D11	B21	A41	A42
Mechanical properties				
DIN modules	1	2	4	4
Overall Dimensions [mm]	65x92x17,5	35x97x65	70x97x65	70x97x65
Voltage/current inputs				
Operating voltage	220 - 240 VAC +/- 20%	220 - 240 VAC +/- 20%	57.7 - 288 VAC	57.7 - 288 VAC
Maximum current	40 A	65 A	80 A	6A
Rated frequency	50/60 Hz	50/60 Hz	50/60 Hz	50/60 Hz
Indirect connection	-	-	-	CT/VT
Energy Measurements				
Active energy	■	■	■	■
Reactive energy	■	□	□	□
Apparent energy	■	□	□	□
Import/Export	■	□	□	□
Instantaneous measurements				
Voltage	■	■	■	■
Current	■	■	■	■
Neutral Current (calculated)	■	■	■	■
Frequency	■	■	■	■
Active, Reactive and Apparent power	■	■	■	■
Power quantity measurements				
Power Factor	■	■	■	■
CosPhil	■	□	□	□
Current quadrant	■	■	■	■
Harmonics analysis (2-16th)	-	-	□	□
Function				
Tariffs	■	□	□	□
Single Alarms	25	25	25	25
Max/Min demand	-	-	□	□
Load profiles	--	--	□	□
Resettable registers	■	□	□	□
event logs	■	-	□	□
Communication				
Digital Input	1	2(□)	2(□)	2(□)
Digital Output	-	2(□)	2(□)	2(□)
Configurable i/O	-	-	■	■
Pulse output	■	■	■	■
Profr. I/O (4I/O channels)	-	-	-	□
Infrared MBus	-	■	■	■
MBus	□	□	□	□
RS-485 Modbus RTU	□	□	□	□

■ Standard feature
 □ Optional feature according to order codes in the following pages
 - No

NEW



Three phase - direct			Three phase - Indirect	
D13	B23	A43	B24	A44
3	4	7	4	7
65x97x52,5	70x97x65	123x97x65	70x97x65	123x97x65
3 x 220-240 VAC +/- 20%	3 x 220-240 VAC +/- 20%	3x57.7-288/100-500 VAC	3 x 220-240 VAC +/- 20%	3X57.7-288/100-500 VAC (3X57.7-400/100-690 VAC)
65 A	65 A	80 A	6A	6A
50/60 Hz	50/60 Hz	50/60 Hz	50/60 Hz	50/60 Hz
-	-	-	CT	CTVT
■	■	■	■	■
■	□	□	□	□
■	□	□	□	□
■	□	□	□	□
■	■	■	■	■
■	■	■	■	■
■	■	■	■	■
■	■	■	■	■
■	■	■	■	■
■	■	■	■	■
■	□	□	□	□
■	■	■	■	■
-	-	□	-	□
■	□	□	□	□
25	25	25	25	25
-	-	□	-	□
-	-	□	-	□
■	□	□	□	□
■	-	□	-	□
1	2(□)	2(□)	2(□)	2(□)
1	2(□)	2(□)	2(□)	2(□)
-	-	■	-	■
■	■	■	■	■
-	-	□	-	□
-	■	■	■	■
□	□	□	□	□
□	□	□	□	□

DC Energy meters NEW

Designed for EV chargers



D1D 15 –ME 200

D1D 15-ME DC Energy Meter Smart, Compact and Reliable

The **D1D 15-ME** series is a smart and compact, **MID & PTB certified DC energy meter** designed for accurate measurement and fiscal billing, enabling charging station providers to offer a seamless, gas-station-like experience. It accurately records measurement data with timestamps, captures loading process details, and includes a digital signature to ensure compliance with legal billing requirements. Additionally, all charging data is securely stored in the meter's internal memory for persistent record-keeping.



D1D 15 –ME 650

Key Features

- Voltage up to 1000V
- Current up to 650A
- Charging data recording
- Charging duration monitoring
- Line loss energy measurement
- Signed and encrypted charging data
- PTB compliant (Eichrecht) for charging
- MID certified for billing purposes
- Certified with S.A.F.E transparency software
- Encrypted message (OCMF) for secure transmission
- OCMF format compliant with S.A.F.E. Software

Standards

- EN50470- 4
- IEC62053-41
- IEC62052-11
- PTB-A 20.1
- PTB-A 50.7
- OCMF1.2.0
- VDE-AR-E 2418-3- 100

Communication protocol	Type code	Order code	Current	Voltage	Certific.	Accuracy	Unit L.P. (₹)
Modbus RTU	D1D 15 –ME 200 Modbus	2TAZ666012R2001	200 A	1000 V	MID + PTB	Cl. B/1 - Active	Upon request
Modbus RTU	D1D 15 –ME 650 Modbus	2TAZ666012R2000	650 A				

Energy meter NEW

Technical features



Terminal characteristics	D1D 15-ME 650	D1D 15-ME 200	
Installation	Installation	DIN Rail	
Auxiliary power supply	Auxiliary power supply	9-40V DC	
Voltage	Umax	1000V	
	Umin	150 V	
Current	Starting current Ist	0.52A	0.08A
	Minimum current Imin	6.50A	1.00A
	Transitional Current Itr	13A	4A
	Normal current Iref	130A	40A
	Maximum current Imax	650A	200A
Accuracy	Accuracy class	Class B	
Measuring Active Energy	Energy Direction	+A with -A	
Energy Register	Total Mains Energy	+A / -A / total	
Meter constant	LED-Output	1000 Imp/kWh, Total Mains Energy	
Display	LCD	"Dot Matrix Display with 7+4 digits"	
	Life cycle	> 12 years	
Modbus communication - RS 485	Connector	Port 1: terminal 7/8 Port 2 & 3: RJ12	
	Baud rate	4800~115.200 bps	
	Address	1-247	
	Transmission distance	Up to 1000m	
	Parity	None(default), Odd, Even	
	Stop bits	1 or 2	
Data Storage	Capacity for Start- and Stop-Charge Records	> 225.000	
	Capacity of Logbook	> 3000	
Power Consumption	Voltage circuit	≤ 0.5 W at Un	
	Current circuit	≤ 0.12 W/A * Imax	
	Auxiliary power supply	< 2 W	
Environmental conditions	Operation Temperature	-40°C to +80°C	
	Storage Temperature	-40°C to +85°C	
	Humidity	Max 98%	
	Mechanical	M1	
Dimension	Electromagnetic	E2	
	Size (mm)	115 x 103 x 64	
Product Material	Material	Polycarbonate, UL94-V0	
Standards & Approvals	Certificate & Approval	EN50470- 4:2023, IEC62053-41:2021, IEC62052-11:2020, EN-IEC 62052-11/A11:2022, VDE-AR-E 2418-3- 100, PTB-A 20.1, PTB-A 50.7, OCMF1.2.0	

InSite energy management system - SCU100

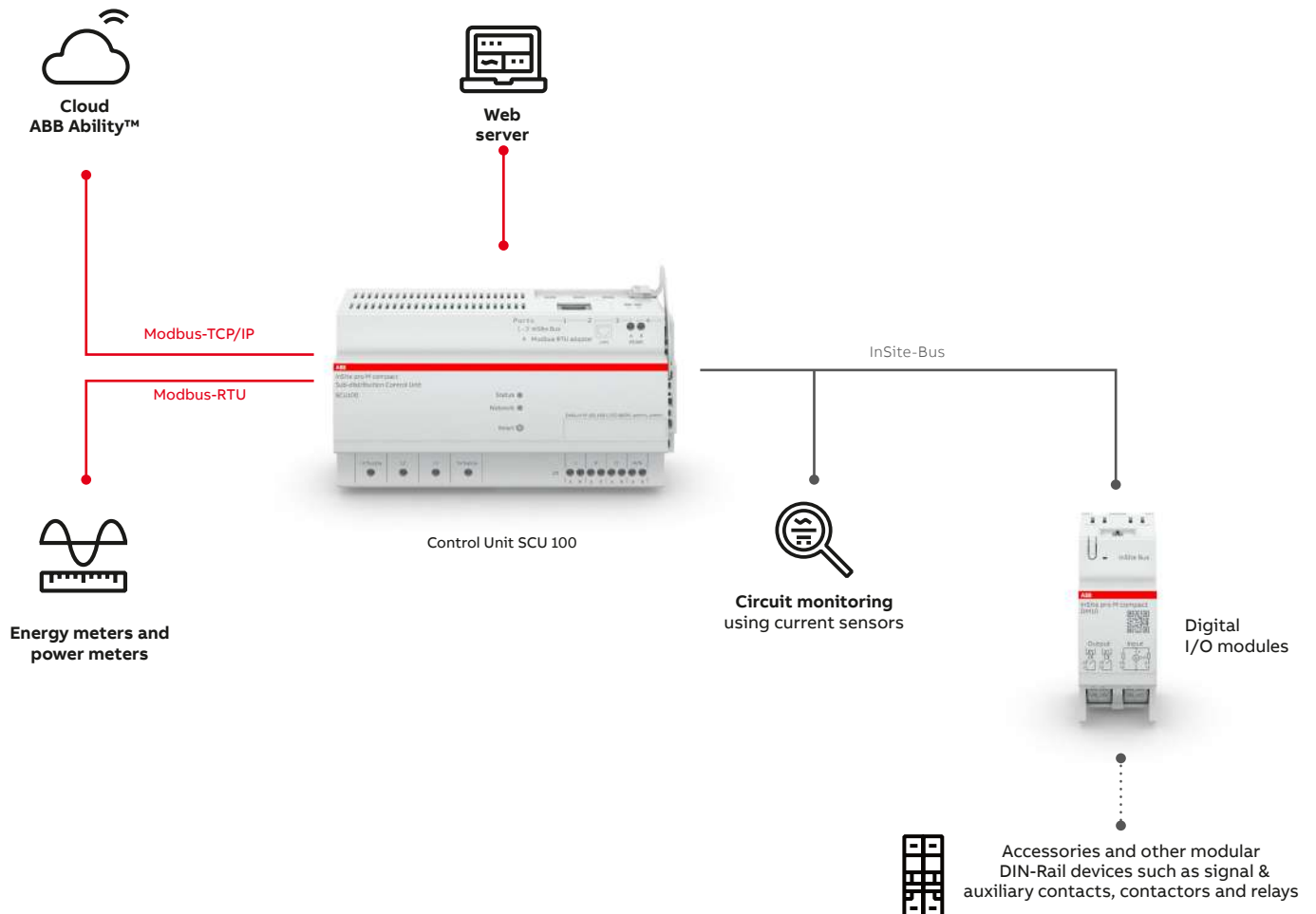
Connected solution for sub-distribution

The InSite energy management system allows you to collect data from field devices in electrical distribution, as well as control and automate them through the use of accessories. Specifically recommended for large commercial and industrial applications, the SCU100 control unit is capable of simultaneously gathering measurement data from up to 16 energy and power meters, as well as 96 current sensors and digital sensors.

Thanks to its modular system, InSite is designed to easily upgrade new and existing installations, reducing installation and configuration time to near zero and minimizing disruption and costly downtime.

In addition to the current sensors, the range is complemented by a selection of Digital Input and Output Modules that can be easily connected to ABB System pro M compact® protection devices and accessories, as well as to pulse meters such as gas or water meters to collect consumption data.

Based on a variety of data, the available functionalities range from simple monitoring of the plant to analysis of historical data, customized alarms and implementation of automatic measures to reduce energy consumption identify potential risks and ensure business continuity.



InSite energy management system

The evolution of the system - SCU200

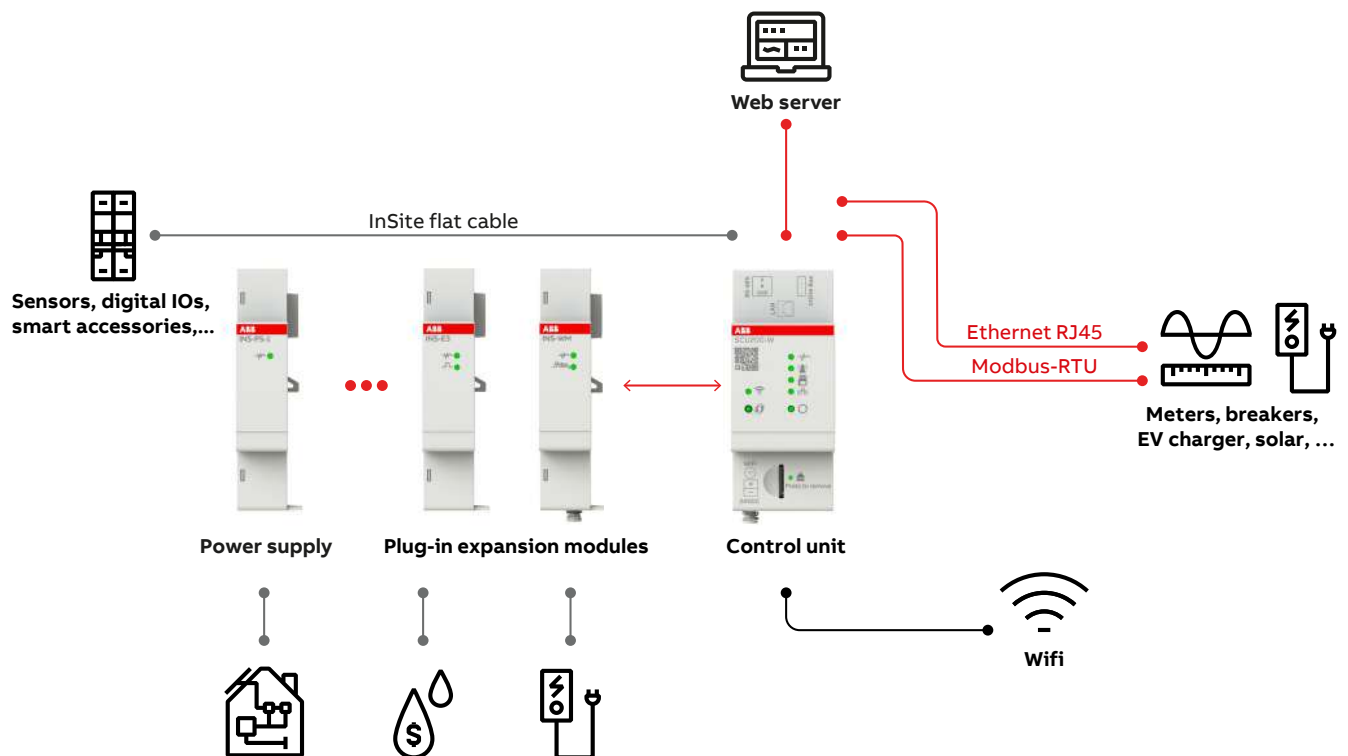
The InSite system takes smart energy and load management to the next level, providing a complete solution to optimize energy usage in both sub and final distribution. Through the compact control unit SCU200, data is gathered from the field devices, and then can be accessed via the InSite web server, the ABB Ability™ Energy & Asset Manager or any third-party application.

The new plug-in expansion modules allow the system to be adapted even better to the respective application needs.

Depending on measurement and optimization goals, Wireless M-Bus and Energy Meter modules can be used and plugged to the control unit without tools.

With more automation logics available, load prioritization is optimized, enabling the most efficient use of energy in any residential, commercial or industrial space. And thanks to the openness to third-party integration, loads such as heat pumps, Electrical Vehicle chargers or energy storage units can also be easily connected to the system, further increasing the potential for energy savings.

The integrated InSite web server has evolved to now include a cost calculation feature, a step-by-step installation wizard and advanced options for setting automated actions to control loads in residential, commercial and industrial buildings, enabling energy savings of up to 20%.



Integrate however you want, thanks to multiple mounting options.

Depending on the application, choose between up to four different mounting options to make integrating the CMS sensors in your installation as simple and as uncomplicated as possible.

Sensors for ABB devices



System pro M installation, SMISSLINE

The sensors of the CMS-120LA and CMS-120FH series allow easy retrofit installation on S200 MCBs, SMISSLINE devices and E90 fuseholders(1000VDC).

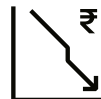
Universally usable sensor designs



Cable tie mounting

If space is at a real premium, CMS-120CA, CMS-100CA, and CMS-200CA series sensors can be secured directly to the cable(s) to be measured by means of cable ties.

Tangible value-addition for you. ABB circuit monitoring pays off two-fold.



Early warning system (predictive maintenance) for increasing the availability of critical consumers

Continuous monitoring of the current flow at the circuit breaker makes it possible to detect overloaded lines before they lead to a service interruption. Apart from this, monitoring individual circuits indicates whether the loads are in the desired operating mode or not. In this way, system deviations can be ascertained instantaneously. What's more, the CMS can be used to detect unbalanced loads before they result in failure of the neutral conductor and consequently load failure.

Cost analysis to reduce and assign energy costs

The cost of energy will rise continuously. In order to cut costs, you first have to know where they arise. The Control Unit helps illustrate and analyze the instantaneous energy consumption levels. Furthermore, the calculated active energy can be used to roughly allocate the costs at the output level.

Ordering data

System pro M compact® InSite



Accessories

The Control Unit needs a flat cable to gather information from current sensors and digital I/O modules. The flat cable should be a 4-pin cable, flexible in length. Devices can be placed at customizable distances required by the specific application.

Control units

Description	Ordering details		Weight 1 piece kg	Pack unit pc.	Unit L.P. (₹)
	Brief description	Product no.			
Sub-distribution Control Unit	SCU100	2CCG000242R0001	0.329	1	
Control Unit	SCU200	2CCG001158R0001	0.101	1	Upon request
Control Unit with wireless interface	SCU200-W	2CCG001157R0001	0.105	1	

Sensors

Description	Type	ABB code	Weight 1 piece kg	Unit conf. Pcs)	Unit L.P. (₹)
Open-core sensors 18 mm for retrofit of MCBs (S200, SMISSLINE) and RCBOs (SMISSLINE)					
80 A	CMS-120LA	2CCA880225R0001	0.012	1	
40 A	CMS-121LA	2CCA880226R0001	0.012	1	Upon request
20 A	CMS-122LA	2CCA880227R0001	0.012	1	
Open-core sensors 18 mm for cable tie mounting (universal use)					
80 A	CMS-120CA	2CCA880220R0001	0.011	1	
40 A	CMS-121CA	2CCA880221R0001	0.011	1	Upon request
20 A	CMS-122CA	2CCA880222R0001	0.011	1	
Solid-core sensors 18 mm for pro M & SMISSLINE installation devices with twin terminals					
80 A	CMS-100PS	2CCA880100R0001	0.012	1	
40 A	CMS-101PS	2CCA880101R0001	0.012	1	Upon request
20 A	CMS-102PS	2CCA880102R0001	0.012	1	
Solid-core sensors 18 mm for cable tie mounting (universally usable)					
80 A	CMS-100CA	2CCA880107R0001	0.011	1	
40 A	CMS-101CA	2CCA880108R0001	0.011	1	Upon request
20 A	CMS-102CA	2CCA880109R0001	0.011	1	
Solid-core sensors 25 mm for cable tie mounting (universal use)					
160 A	CMS-200CA	2CCA880117R0001	0.026	1	
80 A	CMS-201CA	2CCA880118R0001	0.026	1	Upon request
40 A	CMS-202CA	2CCA880119R0001	0.026	1	

Accessories

Description	Ordering details		Weight 1 piece kg	Pack unit pc.	Unit L.P. (₹)
	Brief description	Product no.			
Flat cable 2m	INS102	2CCG001491R0001	0.017	1	
Flat cable 5m	INS105	2CCG000243R0001	0.046	1	
Flat cable 10m	INS110	2CCG001493R0001	0.09	1	
Flat cable 30m	INS130	2CCG001494R0001	0.27	1	
Connector set (35pcs)	INS135	2CCG000244R0001	0.024	35	
Energy Meter Module* - 40mA	INS-E3	2CCG001159R0001	0.052	1	Upon request
Power Supply Module* - 15W	INS-PS-1	2CCG001160R0001	0.077	1	
Smart Signal/Auxiliary Contact	INS-S/H	2CCG001213R0001	0.028	1	
Energy Meter Module* - 5A	INS-E3-5	2CMA268055R1000	0.052	1	
Tap-off Box Module*	INS-TB	2CMA268075R1000	0.045	1	

* Note - Applicable only for SCU 200 control units

Digital Input and Output modules

Description	Ordering details		Weight 1 piece kg	Pack unit pc.	Unit L.P. (₹)
	Brief description	Product no.			
Digital Input Module	DM11	2CCG000245R0001	0.075	1	
Digital Output Module	DM00	2CCG000246R0001	0.085	1	Upon request
Digital Input and Output Module	DM10	2CCG000247R0001	0.08	1	

ABB ITUS Distribution boards

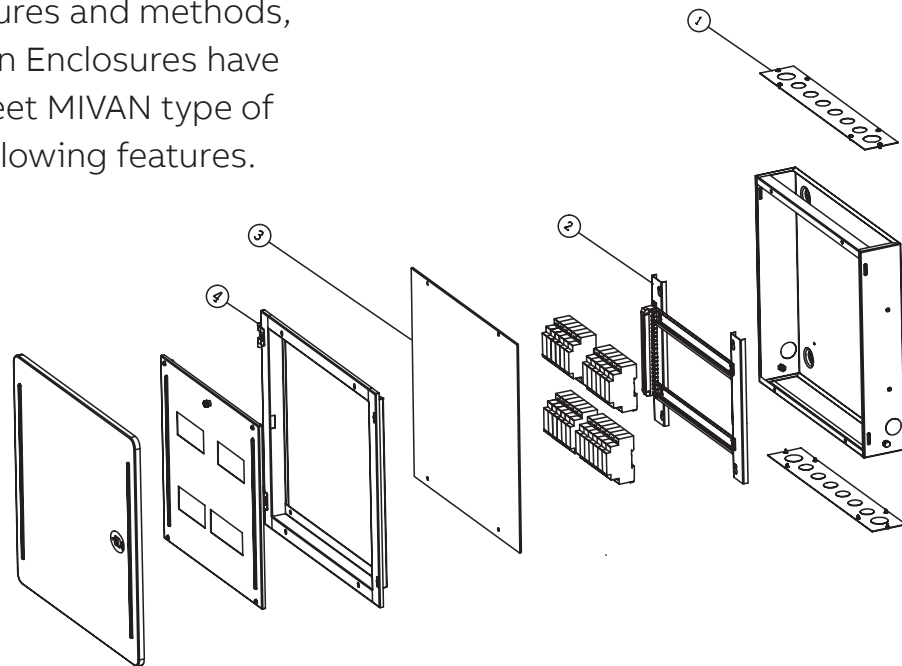
Performance redefined

At ABB, our unwavering commitment is to redefine the very boundaries of innovation. Enter our latest masterpiece, the ITUS improved design meticulously designed to cater to the diverse utility demands of residential, commercial, and industrial domains. Going beyond mere functionality, it introduces a groundbreaking design that seamlessly integrates with the essence of any architectural milieu.



Tested and proven MIVAN compatible

As new interiors use advanced construction procedures and methods, ABB ITUS Distribution Enclosures have been designed to meet MIVAN type of construction with following features.



ITUS Distribution boards comes with individual packing for door/frame & inner shield which can be stored safely until Installation.

1. Back box provided with Top and Bottom rectangular cutout with removable gland plate to increase the strength the DB.
2. Removable chassis with neutral bar mounted on it and earth bar is also removable which can be store separately.

3. Cement spill protector for protection of DB interiors from cement splashes during civil activities.
4. Removable frame is provided to facilitate adjustments owing to civil work like plastering.

Once plastering is completed, frame and door are installed. Since thickness of plaster itself is 8 mm to 10 mm, the screws used to fix frame with the DB box have to be long enough, Hence long screws are provided to meet the requirement.



ABB ITUS Distribution boards

SPN-SHC

Horizontal single-phase consumer unit with provision for 2 pole (MCB/Isolator/RCD) incoming and single phase outgoing. These distribution boards come with earth link, shrouded neutral link and tinned electrolytic copper insulated busbar. Top and bottom, removable gland plates with knockouts. Mounting of these boards can be flush or surface.



IP 30, IK 08 Without door

Product description	Product code	No. of ways	No. of modules	Unit MRP (₹)
IP-SPN06 WAY WD DB	1SYP011506C0001 ■	6 way	6	2,400
IP-SPN08 WAY WD DB	1SYP011508C0001 ■	8 way	8	2,690
IP-SPN10 WAY WD DB	1SYP011510C0001	10 way	10	2,850
IP-SPN12 WAY WD DB	1SYP011512C0001 ■	12 way	12	3,200
IP-SPN14 WAY WD DB	1SYP011514C0001	14 way	14	3,470
IP-SPN16 WAY WD DB	1SYP011516C0001	16 way	16	3,890
IP-SPN18 WAY WD DB	1SYP011518C0001 ■	18 way	18	4,540
IP-SPN22 WAY WD DB	1SYP011522C0001	22 way	22	4,800



IP 43, IK 09 With metal door

Product description	Product code	No. of ways	No. of modules	Unit MRP (₹)
IP-SPN06 WAY MD DB	1SYP011606C0001 ■	6 way	6	3,120
IP-SPN08 WAY MD DB	1SYP011608C0001 ■	8 way	8	3,510
IP-SPN10 WAY MD DB	1SYP011610C0001	10 way	10	4,000
IP-SPN12 WAY MD DB	1SYP011612C0001 ■	12 way	12	4,210
IP-SPN14 WAY MD DB	1SYP011614C0001	14 way	14	4,950
IP-SPN16 WAY MD DB	1SYP011616C0001	16 way	16	5,340
IP-SPN18 WAY MD DB	1SYP011618C0001 ■	18 way	18	5,500
IP-SPN20 WAY MD DB	1SYP011620C0001	20 way	20	6,500
IP-SPN22 WAY MD DB	1SYP011622C0001	22 way	22	6,580



IP 43, IK 09 Metal door with acrylic

Product description	Product code	No. of ways	No. of modules	Unit MRP (₹)
IP-SPN06 WAY AD DB	1SYP011706C0001	6 way	6	4,170
IP-SPN08 WAY AD DB	1SYP011708C0001	8 way	8	4,540
IP-SPN10 WAY AD DB	1SYP011710C0001	10 way	10	5,370
IP-SPN12 WAY AD DB	1SYP011712C0001	12 way	12	5,500
IP-SPN14 WAY AD DB	1SYP011714C0001	14 way	14	6,620
IP-SPN16 WAY AD DB	1SYP011716C0001	16 way	16	6,840
IP-SPN18 WAY AD DB	1SYP011718C0001	18 way	18	7,150
IP-SPN22 WAY AD DB	1SYP011722C0001	22 way	22	8,400



IP 54, IK 09 Metal door

Product description	Product code	No. of ways	No. of modules	Unit MRP (₹)
IP-SPN06 WAY WP DB	1SYP011806C0001	6 way	6	7,870
IP-SPN08 WAY WP DB	1SYP011808C0001	8 way	8	9,830
IP-SPN10 WAY WP DB	1SYP011810C0001	10 way	10	10,170
IP-SPN12 WAY WP DB	1SYP011812C0001	12 way	12	11,230
IP-SPN14 WAY WP DB	1SYP011814C0001	14 way	14	12,040
IP-SPN16 WAY WP DB	1SYP011816C0001	16 way	16	15,400
IP-SPN18 WAY WP DB	1SYP011818C0001	18 way	18	15,560
IP-SPN22 WAY WP DB	1SYP011822C0001	22 way	22	16,460

■ Stock items

ABB ITUS Distribution boards

TPN-SHDB horizontal

Horizontal three-phase distribution board with provision for incomer 8 pole (MCB/ Isolator/RCD) and single phase outgoing. These distribution boards come with earth link, shrouded neutral link, tinned electrolytic copper insulated busbar and wire sets for cable management. Top and bottom, removable gland plates with knockouts. Mounting of these boards can be flush or surface.



IP 30, IK 08 Without door

Product description	Product code	No. of ways	No. of modules		Unit MRP (₹)
			I/C	O/G	
IP-TPN04 WAY WD DB	1SYP021504C0001 ■	4 way	8	12	6,230
IP-TPN06 WAY WD DB	1SYP021506C0001 ■	6 way	8	18	7,730
IP-TPN08 WAY WD DB	1SYP021508C0001 ■	8 way	8	24	9,140
IP-TPN12 WAY WD DB	1SYP021512C0001 ■	12 way	8	36	13,020



IP 43, IK 09 With metal door

Product description	Product code	No. of ways	No. of modules		Unit MRP (₹)
			I/C	O/G	
IP-TPN04 WAY MD DB	1SYP021604C0001 ■	4 way	8	12	7,010
IP-TPN06 WAY MD DB	1SYP021606C0001 ■	6 way	8	18	8,660
IP-TPN08 WAY MD DB	1SYP021608C0001 ■	8 way	8	24	10,480
IP-TPN12 WAY MD DB	1SYP021612C0001 ■	12 way	8	36	15,520
IP-TPN16 WAY MD DB	1SYP021616C0001	16 way	8	48	19,010



IP 43, IK 09 Metal door with acrylic

Product description	Product code	No. of ways	No. of modules		Unit MRP (₹)
			I/C	O/G	
IP-TPN04 WAY AD DB	1SYP021704C0001	4 way	8	12	9,440
IP-TPN06 WAY AD DB	1SYP021706C0001	6 way	8	18	11,910
IP-TPN08 WAY AD DB	1SYP021708C0001	8 way	8	24	14,010
IP-TPN12 WAY AD DB	1SYP021712C0001	12 way	8	36	21,720



IP 54, IK 09 Metal door


Product description	Product code	No. of ways	No. of modules		Unit MRP (₹)
			I/C	O/G	
IP-TPN04 WAY WP DB	1SYP021804C0001	4 way	8	12	24,700
IP-TPN06 WAY WP DB	1SYP021806C0001	6 way	8	18	29,720
IP-TPN08 WAY WP DB	1SYP021808C0001	8 way	8	24	32,500
IP-TPN12 WAY WP DB	1SYP021812C0001	12 way	8	36	46,250

■ Stock items

ABB ITUS Distribution boards

TPN-SHPPI horizontal per phase isolation

Horizontal per-phase isolation distribution board with provision for 8 pole (MCB/ Isolator/RCD) as incomer, 3 DP MCB/Isolator/RCD as sub-incoming and SP MCBs as outgoing. These distribution boards come with separate shrouded neutral link for each phase, earthing link, tinned electrolytic copper insulated busbar and wire sets for cable management. Top and bottom removable gland plates with knockouts. Mounting of these boards can be flush or surface.



IP 43, IK 09 With metal door

Product description	Product code	No. of ways	No. of modules			Unit MRP (₹)
			I/C	Sub I/C	O/G	
IP-HPPI06 WAY(4+2) MD DB	1SYP031606C0001 ■	6 way	8	6	12	12,880
IP-HPPI08 WAY(6+2) MD DB	1SYP031608C0001 ■	8 way	8	6	18	15,290
IP-HPPI10 WAY(8+2) MD DB	1SYP031610C0001	10 way	8	6	24	17,820
IP-HPPI12 WAY(10+2) MD DB	1SYP031612C0001 ■	12 way	8	6	30	21,470
IP-HPPI14 WAY(12+2) MD DB	1SYP031614C0001	14 way	8	6	36	24,840
IP-HPPI16 WAY(14+2) MD DB	1SYP031616C0001	16 way	8	6	42	29,700

ABB ITUS Distribution boards

TPN-SVDB vertical per phase isolation

Vertical per-phase Isolation Distribution Board in 4-tier structure with provision for 8 pole (MCB/ Isolator/ RCD) incomer and 2 pole (MCB/Isolator/RCD) as sub-incomer with single phase outgoing. These distribution boards come with separate shrouded neutral link for each phase, earthing link, tinned electrolytic copper insulated busbar and wire sets for cable management. Top and bottom removable gland plates with knockouts. Mounting of these boards can be flush or surface.



IP 43, IK 09 With metal door

Product description	Product code	No. of ways	No. of modules			Unit MRP (₹)
			I/C	Sub I/C	O/G	
IP-VPII04 WAY(4+2) MD DB	1SYP041604C0001	4 way	8	6	12	12,420
IP-VPII06 WAY(6+2) MD DB	1SYP041606C0001 ■	6 way	8	6	18	14,070
IP- VPII08 WAY(8+2) MD DB	1SYP041608C0001 ■	8 way	8	6	24	16,980
IP- VPII10 WAY(10+2) MD DB	1SYP041610C0001	10 way	8	6	30	19,660
IP- VPII12 WAY(12+2) MD DB	1SYP041612C0001 ■	12 way	8	6	36	22,690
IP- VPII14 WAY(14+2) MD DB	1SYP041614C0001	14 way	8	6	42	24,840

■ Stock items

ABB ITUS Distribution boards

TPN-8 segment

Eight segment distribution board with phase segregation and separation between incoming and outgoing with provision for 4P+8P incomer (MCB/Isolator/RCD) and 4 pole sub-incomer (MCB/Isolator/RCD) with single phase outgoing. These distribution boards come with shrouded neutral bar, earthing link and wire sets for cable management for each compartment. Top and bottom, removable gland plates with knockouts. Mounting of these boards can be flush or surface.



IP 43, IK 09 With metal door

Product description	Product code	No. of ways	No. of modules			Unit MRP (₹)
			I/C	Sub I/C	O/G	
IP-8SEG04 WAY MD DB	1SYP051604C0001 ■	4 way	4+8	12	12	19,500
IP-8SEG06 WAY MD DB	1SYP051606C0001 ■	6 way	4+8	12	18	20,840
IP-8SEG08 WAY MD DB	1SYP051608C0001 ■	8 way	4+8	12	24	25,750
IP-8SEG12 WAY MD DB	1SYP051612C0001	12 way	4+8	12	36	30,180

ABB ITUS Distribution boards

SVFLM flexy tier

Total flexibility as per site needs - configuration as per your choice of incomer and outgoing. Supply busbars need to be selected. These distribution boards come with shrouded neutral link, earthing link. Top and bottom, removable gland plates with knockouts. Mounting of these boards can be flush or surface.



IP 43, IK 09 Metal door

Product description	Product code	No. of ways	No. of rows	No. of modules	Unit MRP (₹)
IP-2 ROW 13 MOD MD DB	1SYP101626C0001	2 Row of 13 Mod	2	26	8,340
IP-2 ROW 14 MOD MD DB	1SYP101628C0001	2 Row of 14 Mod	2	28	9,470
IP-3 ROW 13 MOD MD DB	1SYP101639C0001	3 Row of 13 Mod	3	39	9,910
IP-3 ROW 14 MOD MD DB	1SYP101642C0001	3 row of 14 Mod	3	42	11,970
IP-4 ROW 08 MOD MD DB	1SYP101632C0001	4 Row of 08 Mod	4	32	12,270
IP-4 ROW 10 MOD MD DB	1SYP101640C0001	4 Row of 10 Mod	4	40	10,690
IP-4 ROW 13 MOD MD DB	1SYP101652C0001	4 Row of 13 Mod	4	52	11,340
IP- 4 ROW 14 MOD MD DB	1SYP101656C0001	4 Row of 14 Mod	4	56	12,710
IP- 4 ROW 16 MOD MD DB	1SYP101664C0001	4 Row of 16 Mod	4	64	14,040

■ Stock items

ABB ITUS Distribution boards

VTPN-SVTDB MCB vertical type

Vertical three-phase distribution board with provision for 8 pole (MCB/Isolator/RCD) incoming with three phase and single-phase (TP/SP) outgoing These distribution boards come with complete insulated busbar (tinned electrolytic copper) arrangement, shrouded neutral bar and earth bars. Top and bottom removable gland plates with knockouts. Mounting of these boards can be flush or surface.



IP 43, IK 09 Metal door

Product description	Product code	No. of ways	No. of modules		Unit MRP (₹)
			I/C	O/G	
IP-VTPN04 WAY MCB/IC MD DB	1SYP061604C0001	4 way	8	12	16,830
IP-VTPN06 WAY MCB/IC MD DB	1SYP061606C0001	6 way	8	18	19,190
IP-VTPN08 WAY MCB/IC MD DB	1SYP061608C0001	8 way	8	24	22,350
IP-VTPN12 WAY MCB/IC MD DB	1SYP061612C0001	12 way	8	36	30,060
IP-VTPN16 WAY MCB/IC MD DB	1SYP061616C0001	16 way	8	48	37,260

ABB ITUS Distribution boards

VTPN-SVTDB XT1 vertical 160A MCCB

Vertical three-phase distribution board with provision for 4 pole MCCB (XT1) up to 160A as incomer with three-phase and single-phase (TP/SP) MCB outgoing. These distribution boards come with complete insulated busbar (tinned electrolytic copper) arrangement, shrouded neutral bar and earth bars. Top and bottom removable gland plates with knockouts. Mounting of these boards can be flush or surface.



IP 43, IK 09 Metal door

Product description	Product code	No. of ways	No. of modules		Unit MRP (₹)
			I/C	O/G	
IP-VTPN04 WAY XT1/IC MD DB	1SYP071604C0001	4 way	XT1 160	12	20,950
IP-VTPN06 WAY XT1/IC MD DB	1SYP071606C0001	6 way	XT1 160	18	23,780
IP-VTPN08 WAY XT1/IC MD DB	1SYP071608C0001	8 way	XT1 160	24	26,200
IP-VTPN12 WAY XT1/IC MD DB	1SYP071612C0001	12 way	XT1 160	36	35,730
IP-VTPN16 WAY XT1/IC MD DB	1SYP071616C0001	16 way	XT1 160	48	41,580

ABB ITUS Distribution Boards

VTPN-SVTDB XT3 vertical 250A MCCB

Vertical three-phase distribution board with provision for 4 pole MCCB (XT3) up to 250A as incomer with three-phase and single-phase (TP/SP) MCB outgoing. These distribution boards come with complete insulated busbar (tinned electrolytic copper) arrangement, shrouded neutral bar and earth bars. Top and bottom removable gland plates with knockouts. Mounting of these boards can be flush or surface.



IP 43, IK 09 Metal door

Product description	Product code	No. of ways	No. of modules		Unit MRP (₹)
			I/C	O/G	
IP-VTPN04 WAY XT3/IC MD DB	1SYP081604C0001	4 way	XT3 250	12	33,980
IP-VTPN06 WAY XT3/IC MD DB	1SYP081606C0001	6 way	XT3 250	18	37,470
IP-VTPN08 WAY XT3/IC MD DB	1SYP081608C0001	8 way	XT3 250	24	39,050
IP-VTPN12 WAY XT3/IC MD DB	1SYP081612C0001	12 way	XT3 250	36	41,230
IP-VTPN16 WAY XT3/IC MD DB	1SYP081616C0001	16 way	XT3 250	48	51,840

ABB ITUS Distribution Boards

SPVS phase selector type

Phase selector distribution boards with inbuilt 3 numbers of selector switches with integrated LED with indicator as well as provision for 8 pole MCB/Isolator/RCD as incoming and SP MCBs as outgoing. These distribution boards come with earth link, shrouded neutral link, tinned electrolytic insulated copper busbar and wire sets for cable management. Top and bottom, removable gland plates with knockouts. Mounting of these boards can be flush or surface.



IP 43, IK 09 Metal door

Product description	Product code	No. of ways	No. of modules		Unit MRP (₹)
			I/C	O/G	
IP-PS 63A 04 WAY MD DB	1SYP091604C0001	4 way	8	12	18,780
IP-PS 63A 06 WAY MD DB	1SYP091606C0001	6 way	8	18	19,080
IP-PS 63A 08 WAY MD DB	1SYP091608C0001	8 way	8	24	20,440
IP-PS 63A 12 WAY MD DB	1SYP091612C0001	12 way	8	36	23,030

ABB ITUS Distribution boards

SEN enclosures

Metal enclosures, universal mounting suitable for 2M, 4M, 6M and 8M arrangements.



IP 20, IK 08

Product description	Product code	No. of ways	No. of modules	Unit MRP (₹)
IP- 2MOD Metal Enclosure	1SYP121502C0001 ■	2P enclosure	2	1,110
IP- 4MOD Metal Enclosure	1SYP121504C0001 ■	4P enclosure	4	1,130
IP- 6MOD Metal Enclosure	1SYP121506C0001 ■	6P enclosure	6	1,500
IP- 8MOD Metal Enclosure	1SYP121508C0001 ■	8P enclosure	8	1,910

ABB ITUS Distribution enclosures

Plug & socket boards

This range offers a wide variety of plug & socket boards. These plugs & sockets can be used for single-phase or three-phase applications up to 30A along with MCB or RCBO with provision for universal mounting.



IP 20, IK 08

Product description	Product code	No. of ways	No. of modules	Unit MRP (₹)
IP- 20A SP 2Pin P&S Enclosure	1SYP111520C0001 ■	1	1	2,740
IP- 20A DP 2Pin P&S Enclosure	1SYP111522C0001 ■	1	2	3,070
IP- 30A TP 3Pin P&S Enclosure	1SYP111530C0001 ■	1	3	5,850

ABB ITUS Distribution boards

Cable end boxes



SPN-SHC

Product description	Product code	No. of ways	Unit MRP (₹)
IP-SPN06 WAY MD CEB	1SYP140106C0001	6 way	1,320
IP-SPN08 WAY MD CEB	1SYP140108C0001	8 way	1,510
IP-SPN10 WAY MD CEB	1SYP140110C0001	10 way	1,580
IP-SPN12 WAY MD CEB	1SYP140112C0001	12 way	1,710
IP-SPN14 WAY MD CEB	1SYP140114C0001	14 way	1,950
IP-SPN16 WAY MD CEB	1SYP140116C0001	16 way	2,420
IP-SPN18 WAY MD CEB	1SYP140118C0001	18 way	2,430
IP-SPN20 WAY MD CEB	1SYP140120C0001	20 way	2,470
IP-SPN22 WAY MD CEB	1SYP140122C0001	22 way	2,520

■ Stock items



TPN-SHDB

Product description	Product code	No. of ways	Unit MRP (₹)
IP-TPN04 WAY MD CEB	1SYP140204C0001	4 way	2,270
IP-TPN06 WAY MD CEB	1SYP140206C0001	6 way	2,420
IP-TPN08 WAY MD CEB	1SYP140208C0001	8 way	2,520
IP-TPN12 WAY MD CEB	1SYP140212C0001	12 way	5,420
IP-TPN16 WAY MD CEB	1SYP140216C0001	16 way	6,480

TPN-SHPPI

Product description	Product code	No. of ways	Unit MRP (₹)
IP-HPPI06 WAY(4+2) MD CEB	1SYP140306C0001	6 way	2,700
IP-HPPI08 WAY(6+2) MD CEB	1SYP140308C0001	8 way	3,550
IP-HPPI10 WAY(8+2) MD CEB	1SYP140310C0001	10 way	4,210
IP-HPPI12 WAY(10+2) MD CEB	1SYP140312C0001	12 way	4,830
IP-HPPI14 WAY(12+2) MD CEB	1SYP140314C0001	14 way	4,970
IP-HPPI16 WAY(14+2) MD CEB	1SYP140316C0001	16 way	5,180

TPN-SVDB

Product description	Product code	No. of ways	Unit MRP (₹)
IP-VPPI04 WAY(4+2) MD CEB	1SYP140404C0001	4 way	1,780
IP-VPPI06 WAY(6+2) MD CEB	1SYP140406C0001	6 way	1,970
IP-VPPI08 WAY(8+2) MD CEB	1SYP140408C0001	8 way	2,200
IP-VPPI10 WAY(10+2) MD CEB	1SYP140410C0001	10 way	2,330
IP-VPPI12 WAY(12+2) MD CEB	1SYP140412C0001	12 way	2,450
IP-VPPI14 WAY(14+2) MD CEB	1SYP140414C0001	14 way	2,570

8 Segment

Product description	Product code	No. of ways	Unit MRP (₹)
IP-8SEG04 WAY MD CEB	1SYP141013C0001	4 way	4,980
IP-8SEG06 WAY MD CEB	1SYP141014C0001	6 way	5,460
IP-8SEG08 WAY MD CEB	1SYP140600C0001	8 way	6,100
IP-8SEG12 WAY MD CEB	1SYP140700C0001	12 way	6,890



SVTDB, XT1 & XT3

Product description	Product code	No. of ways	Unit MRP (₹)
IP-VTPN MCB/IC MD CEB	1SYP140800C0001	For all SVTDB MCB I/C	3,480
IP-VTPN XT1/IC MD CEB	1SYP140504C0001	For all SVTDB MCCB XT1 I/C	5,880
IP-VTPN XT3/IC MD CEB	1SYP140506C0001	For all SVTDB MCCB XT3 I/C	5,880

SVFLM (FLEXI TIER)

Product description	Product code	No. of ways	Unit MRP (₹)
IP- 08 MOD CEB	1SYP140505C0001	08 module	1,750
IP- 10 MOD CEB	1SYP140507C0001	10 module	1,970
IP- 13 MOD CEB	1SYP140508C0001	13 module	2,200
IP-14 MOD CEB	1SYP140512C0001	14 module	2,450
IP-16 MOD CEB	1SYP140513C0001	16 module	2,660



Busbars and blanking plate

Product description	Product code	No. of ways	No. of modules	Unit MRP (₹)
IP- 13 MOD Insulated Busbar	1SYP131513C0001	13		500
IP- 14 MOD Insulated Busbar	1SYP131514C0001	14		550
IP- Blank Plate	1SYP131500C0001		1	40



ABB ITUS Distribution boards NEW

Thickness 1.6mm all variants




SPN-IP 43, IK 09 With metal door

Product description	Product code	No. of ways	No. of modules	Unit MRP (₹)
IP-SPN06 WAY MD DB/1.6mm	1SYP011606C0016	6 way	6	Upon request
IP-SPN08 WAY MD DB/1.6mm	1SYP011608C0016	8 way	8	
IP-SPN10 WAY MD DB/1.6mm	1SYP011610C0016	10 way	10	
IP-SPN12 WAY MD DB/1.6mm	1SYP011612C0016	12 way	12	
IP-SPN14 WAY MD DB/1.6mm	1SYP011614C0016	14 way	14	
IP-SPN16 WAY MD DB/1.6mm	1SYP011616C0016	16 way	16	
IP-SPN18 WAY MD DB/1.6mm	1SYP011618C0016	18 way	18	
IP-SPN20 WAY MD DB/1.6mm	1SYP011620C0016	20 way	20	
IP-SPN22 WAY MD DB/1.6mm	1SYP011622C0016	22 way	22	



TPN-IP 43, IK 09 With metal door

Product description	Product code	No. of ways	No. of modules I/C	O/G	Unit MRP (₹)
IP-TPN04 WAY MD DB/1.6mm	1SYP021604C0016	4 way	8	12	Upon request
IP-TPN06 WAY MD DB/1.6mm	1SYP021606C0016	6 way	8	18	
IP-TPN08 WAY MD DB/1.6mm	1SYP021608C0016	8 way	8	24	
IP-TPN12 WAY MD DB/1.6mm	1SYP021612C0016	12 way	8	36	
IP-TPN16 WAY MD DB/1.6mm	1SYP021616C0016	16 way	8	48	



TPN-HPPI IP 43, IK 09 With metal door

Product description	Product code	No. of ways	No. of modules			Unit MRP (₹)
			I/C	Sub I/C	O/G	
IP-HPPI06 WAY(4+2) MD DB/1.6mm	1SYP031606C0016	6 way	8	6	12	Upon request
IP-HPPI08 WAY(6+2) MD DB/1.6mm	1SYP031608C0016	8 way	8	6	18	
IP-HPPI10 WAY(8+2) MD DB/1.6mm	1SYP031610C0016	10 way	8	6	24	
IP-HPPI12 WAY(10+2) MD DB/1.6mm	1SYP031612C0016	12 way	8	6	30	
IP-HPPI14 WAY(12+2) MD DB/1.6mm	1SYP031614C0016	14 way	8	6	36	
IP-HPPI16 WAY(14+2) MD DB/1.6mm	1SYP031616C0016	16 way	8	6	42	



TPN-VPPI IP 43, IK 09 With metal door

Product description	Product code	No. of ways	No. of modules			Unit MRP (₹)
			I/C	Sub I/C	O/G	
IP-VPPI04 WAY(4+2) MD DB/1.6mm	1SYP041604C0016	4 way	8	6	12	Upon request
IP-VPPI06 WAY(6+2) MD DB/1.6mm	1SYP041606C0016	6 way	8	6	18	
IP-VPPI08 WAY(8+2) MD DB/1.6mm	1SYP041608C0016	8 way	8	6	24	
IP-VPPI10 WAY(10+2) MD DB/1.6mm	1SYP041610C0016	10 way	8	6	30	
IP-VPPI12 WAY(12+2) MD DB/1.6mm	1SYP041612C0016	12 way	8	6	36	
IP-VPPI14 WAY(14+2) MD DB/1.6mm	1SYP041614C0016	14 way	8	6	42	

ABB ITUS Distribution boards NEW

Thickness 1.6mm all variants



FLEXI TIER IP 43, IK 09 Metal door

Product description	Product code	No. of ways	No. of rows	No. of modules	Unit MRP (₹)
IP-2 ROW 13 MOD MD DB/1.6mm	1SYP101626C0016	2 Row of 13 Mod	2	26	Upon request
IP-2 ROW 14 MOD MD DB/1.6mm	1SYP101628C0016	2 Row of 14 Mod	2	28	
IP-3 ROW 13 MOD MD DB/1.6mm	1SYP101639C0016	3 Row of 13 Mod	3	39	
IP-3 ROW 14 MOD MD DB/1.6mm	1SYP101642C0016	3 row of 14 Mod	3	42	
IP-4 ROW 08 MOD MD DB/1.6mm	1SYP101632C0016	4 Row of 08 Mod	4	32	
IP-4 ROW 10 MOD MD DB/1.6mm	1SYP101640C0016	4 Row of 10 Mod	4	40	
IP-4 ROW 13 MOD MD DB/1.6mm	1SYP101652C0016	4 Row of 13 Mod	4	52	
IP- 4 ROW 14 MOD MD DB/1.6mm	1SYP101656C0016	4 Row of 14 Mod	4	56	
IP- 4 ROW 16 MOD MD DB/1.6mm	1SYP101664C0016	4 Row of 16 Mod	4	64	



VTPN MCB I/C IP 43, IK 09 Metal door

Product description	Product code	No. of ways	No. of modules I/C	O/G	Unit MRP (₹)
IP-VTPN04 WAY MCB/IC MD DB/1.6mm	1SYP061604C0016	4 way	8	12	Upon request
IP-VTPN06 WAY MCB/IC MD DB/1.6mm	1SYP061606C0016	6 way	8	18	
IP-VTPN08 WAY MCB/IC MD DB/1.6mm	1SYP061608C0016	8 way	8	24	
IP-VTPN12 WAY MCB/IC MD DB/1.6mm	1SYP061612C0016	12 way	8	36	
IP-VTPN16 WAY MCB/IC MD DB/1.6mm	1SYP061616C0016	16 way	8	48	



VTPN XT1 MCCB I/C IP 43, IK 09 Metal door

Product description	Product code	No. of ways	No. of modules I/C	O/G	Unit MRP (₹)
IP-VTPN04 WAY XT1/IC MD DB/1.6mm	1SYP071604C0016	4 way	XT1 160	12	Upon request
IP-VTPN06 WAY XT1/IC MD DB/1.6mm	1SYP071606C0016	6 way	XT1 160	18	
IP-VTPN08 WAY XT1/IC MD DB/1.6mm	1SYP071608C0016	8 way	XT1 160	24	
IP-VTPN12 WAY XT1/IC MD DB/1.6mm	1SYP071612C0016	12 way	XT1 160	36	
IP-VTPN16 WAY XT1/IC MD DB/1.6mm	1SYP071616C0016	16 way	XT1 160	48	



VTPN XT3 MCCB I/C IP 43, IK 09 Metal door

Product description	Product code	No. of ways	No. of modules I/C	O/G	Unit MRP (₹)
IP-VTPN04 WAY XT3/IC MD DB/1.6mm	1SYP081604C0016	4 way	XT3 250	12	Upon request
IP-VTPN06 WAY XT3/IC MD DB/1.6mm	1SYP081606C0016	6 way	XT3 250	18	
IP-VTPN08 WAY XT3/IC MD DB/1.6mm	1SYP081608C0016	8 way	XT3 250	24	
IP-VTPN12 WAY XT3/IC MD DB/1.6mm	1SYP081612C0016	12 way	XT3 250	36	
IP-VTPN16 WAY XT3/IC MD DB/1.6mm	1SYP081616C0016	16 way	XT3 250	48	

ABB ITUS Distribution boards NEW

Thickness 1.6mm all variants



8 SEGMENT SPN-IP 43, IK 09 With metal door

Product description	Product code	No. of ways	No. of modules			Unit MRP (₹)
			I/C	Sub I/C	O/G	
IP-8SEG04 WAY MD DB/1.6mm	1SYP051604C0016	4 way	4+8	12	12	Upon request
IP-8SEG06 WAY MD DB/1.6mm	1SYP051606C0016	6 way	4+8	12	18	
IP-8SEG08 WAY MD DB/1.6mm	1SYP051608C0016	8 way	4+8	12	24	
IP-8SEG12 WAY MD DB/1.6mm	1SYP051612C0016	12 way	4+8	12	36	



PHASE SELECTOR IP 43, IK 09 Metal door

Product description	Product code	No. of ways	No. of modules		Unit MRP (₹)
			I/C	O/G	
IP-PS 63A 04 WAY MD DB/1.6mm	1SYP091604C0016	4 way	8	12	Upon request
IP-PS 63A 06 WAY MD DB/1.6mm	1SYP091606C0016	6 way	8	18	
IP-PS 63A 08 WAY MD DB/1.6mm	1SYP091608C0016	8 way	8	24	
IP-PS 63A 12 WAY MD DB/1.6mm	1SYP091612C0016	12 way	8	36	



METAL ENCLOSURE IP 20, IK 08

Product description	Product code	No. of ways	No. of modules	Unit MRP (₹)
IP- 2MOD Metal Enclosure/1.6mm	1SYP121502C0016	2P enclosure	2	Upon request
IP- 4MOD Metal Enclosure/1.6mm	1SYP121504C0016	4P enclosure	4	
IP- 6MOD Metal Enclosure/1.6mm	1SYP121506C0016	6P enclosure	6	
IP- 8MOD Metal Enclosure/1.6mm	1SYP121508C0016	8P enclosure	8	



P&S ENCLOSURERS IP 20, IK 08

Product description	Product code	No. of ways	No. of modules	Unit MRP (₹)
IP- 20A SP 2Pin P&S Enclosure/1.6mm	1SYP111520C0016	1	1	Upon request
IP- 20A DP 2Pin P&S Enclosure/1.6mm	1SYP111522C0016	1	2	
IP- 30A TP 3Pin P&S Enclosure/1.6mm	1SYP111530C0016	1	3	

For 1.6 mm thickness cable end box kindly replace standard part code of CEB by changing last 2 digit to "16"
e.g. for 12 W SPN DB partcode 1SYP140112C0001 will be replaced by 1SYP140112C0016

Classic series

Distribution boards



SPN DB - SHC IP 30



Product description	No. of ways	No. of modules	Ordering code	Unit MRP (₹)
SHC WD 4	4 way	4+2	1SYN869006R0001 ■	2,080
SHC WD 6	6 way	6+2	1SYN869007R0001	2,130
SHC WD 8	8 way	8+2	1SYN869008R0001 ■	2,500
SHC WD 10	10 way	10+2	1SYN869006R0010	2,810
SHC WD 12	12 way	12+2	1SYN869009R0001 ■	3,070
SHC WD 14	14 way	14+2	1SYN869010R0001	3,410
SHC WD 16	16 way	16+2	1SYN869006R0016 ■	4,090
SHC WD 20	20 way	20+2	1SYN869006R0020	4,360

IP 43 with metal door



Product description	No. of ways	No. of modules	Ordering code	Unit MRP (₹)
SHC M 4	4 way	4+2	1SYN869001R0001 ■	2,930
SHC M 6	6 way	6+2	1SYN869002R0001 ■	3,230
SHC M 8	8 way	8+2	1SYN869003R0001	3,700
SHC M 10	10 way	10+2	1SYN869004R0101	3,940
SHC M 12	12 way	12+2	1SYN869004R0001 ■	4,380
SHC M 14	14 way	14+2	1SYN869005R0001	4,930
SHC M 16	16 way	16+2	1SYN869001R0016 ■	5,140
SHC M 20	20 way	20+2	1SYN869001R0020	5,840

Classic series distribution boards are available in ivory color (color code - RAL9010)

■ Stock items

Classic series

Distribution boards



SPN DB - SHC IP 43 metal door with acrylic

Product description	No. of ways	No. of modules	Ordering code	Unit MRP (₹)
SHC P 4	4 way	4+2	1SYN869011R0041	3,180
SHC P 6	6 way	6+2	1SYN869011R0042	3,630
SHC P 8	8 way	8+2	1SYN869013R0001	4,150
SHC P 10	10 way	10+2	1SYN869013R0002	4,700
SHC P 12	12 way	12+2	1SYN869015R0012	5,020
SHC P 14	14 way	14+2	1SYN869015R0001	5,670
SHC P 16	16 way	16+2	1SYN869011R0161	6,110
SHC P 20	20 way	20+2	1SYN869011R0201	6,950



IP 54

Product description	No. of ways	No. of modules	Ordering code	Unit MRP (₹)
SHC M WP 4	4 way	4+2	1SYN869002R0004	7,820
SHC M WP 6	6 way	6+2	1SYN869004R0020	8,530
SHC M WP 8	8 way	8+2	1SYN869002R0008	9,330
SHC M WP 10	10 way	10+2	1SYN869004R0021	10,120
SHC M WP 12	12 way	12+2	1SYN869002R0012	10,560
SHC M WP 14	14 way	14+2	1SYN869004R0022	11,750
SHC M WP 16	16 way	16+2	1SYN869004R0023	12,780
SHC M WP 20	20 way	20+2	1SYN869002R0013	13,480



TPN DB - SHDB horizontal IP 30

Product description	No. of ways	No. of modules	Ordering code	Unit MRP (₹)
SHDB WD 4	4 way	8+12	1SYN869020R0001 ■	5,310
SHDB WD 6	6 way	8+18	1SYN869021R0001	6,220
SHDB WD 8	8 way	8+24	1SYN869022R0001 ■	7,390
SHDB WD 12	12 way	8+36	1SYN869023R0001 ■	10,850



IP 43 with metal door

Product description	No. of ways	No. of modules	Ordering code	Unit MRP (₹)
SHDB M 4	4 way	8+12	1SYN869016R0001 ■	6,520
SHDB M 6	6 way	8+18	1SYN869017R0001	7,930
SHDB M 8	8 way	8+24	1SYN869018R0001 ■	9,450
SHDB M 12	12 way	8+36	1SYN869019R0001 ■	14,140
SHDB M 16	16 way	8+48	1SYN869004R0025 ■	17,710



IP 43 metal door with acrylic

Product description	No. of ways	No. of modules	Ordering code	Unit MRP (₹)
SHDB P 4	4 way	8+12	1SYN869024R0001	7,540
SHDB P 6	6 way	8+18	1SYN869025R0001	9,340
SHDB P 8	8 way	8+24	1SYN869026R0001	10,580
SHDB P 12	12 way	8+36	1SYN869027R0006	14,780



IP 54

Product description	No. of ways	No. of modules	Ordering code	Unit MRP (₹)
SHDB M WP 4	4 way	8+12	1SYN869001R0004	17,790
SHDB M WP 6	6 way	8+18	1SYN869001R0006	21,410
SHDB M WP 8	8 way	8+24	1SYN869001R0008	23,440
SHDB M WP 12	12 way	8+36	1SYN869004R0027	33,210

■ Stock items

Classic series

Distribution boards



**TPN DB SHPPI per phase isolation horizontal
IP 43 With metal door**

Product description	No. of ways	No. of modules	Ordering code	Unit MRP (₹)
SHPPI M 6	6 way	8+6+12	1SYN8690100R0061	11,190
SHPPI M 8	8 way	8+6+18	1SYN8690100R0081	13,390
SHPPI M 12	12 way	8+6+30	1SYN8690100R0121	17,850
SHPPI M 16	16 way	8+6+42	1SYN8690100R0161	21,740

**TPN DB SVDB per phase isolation vertical
IP 43 With metal door**

Product description	No. of ways	No. of modules	Ordering code	Unit MRP (₹)
SVDB M 6	6 way	8+6+18	1SYN869028R0001	13,880
SVDB M 8	8 way	8+6+24	1SYN869029R0001	16,380
SVDB M 12	12 way	8+6+36	1SYN869030R0001	19,480



**VTPN DB vertical E-SVTDB 8P I/C & SP/TP O/G
IP 43 With metal door**

Product description	No. of ways	No. of modules	Ordering code	Unit MRP (₹)
SVTDB M 4	4 way	8+12	1SYN869031R0001	16,120
SVTDB M 6	6 way	8+18	1SYN869032R0001	18,440
SVTDB M 8	8 way	8+24	1SYN869033R0001	21,550
SVTDB M 12	12 way	8+36	1SYN869034R0001	27,320



**VTPN DB vertical SVTDB-XT1 160A MCCB I/C & SP/TP MCB O/G
IP 43 With metal door**

Product description	No. of ways	No. of modules	Ordering code	Unit MRP (₹)
SVTDB M 4XT1	4 way	160A Tmax XT1+12	1SYN8690VMXT104	18,910
SVTDB M 6XT1	6 way	160A Tmax XT1+18	1SYN8690VMXT106	21,630
SVTDB M 8XT1	8 way	160A Tmax XT1+24	1SYN8690VMXT108	23,280
SVTDB M 12XT1	12 way	160A Tmax XT1+36	1SYN8690VMXT112	29,890



**VTPN DB vertical SVTDB-XT3 250A MCCB I/C & SP/TP MCB O/G
IP 43 With metal door**

Product description	No. of ways	No. of modules	Ordering code	Unit MRP (₹)
SVTDB M 4XT3	4 way	250A Tmax XT3+12	1SYN8690VMXT304	32,700
SVTDB M 6XT3	6 way	250A Tmax XT3+18	1SYN8690VMXT306	35,960
SVTDB M 8XT3	8 way	250A Tmax XT3+24	1SYN8690VMXT308	37,850
SVTDB M 12XT3	12 way	250A Tmax XT3+36	1SYN8690VMXT312	39,830

Classic series

Distribution boards

7 SEGMENT DB - S7SEG IP43 With metal door



Product description	No. of ways	No. of modules	Ordering code	Unit MRP (₹)
S7SEG M 4	4 way	8+12+12	1SYN869058R0001	17,040
S7SEG M 6	6 way	8+12+18	1SYN869059R0001	19,150
S7SEG M 8	8 way	8+12+24	1SYN869060R0001	20,750
S7SEG M 12	12 way	8+12+36	1SYN869061R0001	25,160

PHASE SELECTOR DB - SPVS IP43 With metal door



Product description	No. of ways	No. of modules	Ordering code	Unit MRP (₹)
SPVS M 4(63A)	4 way	8+12	1SYN869100R0001	17,300
SPVS M 6(63A)	6 way	8+18	1SYN869100R0002	18,050
SPVS M 8(63A)	8 way	8+24	1SYN869100R0003	18,570
SPVS M 12(63A)	12 way	8+36	1SYN869100R0004	20,660

FLEXY TIER DB - SVFL IP43 With metal door

Product description	No. of ways	No. of modules	Ordering code	Unit MRP (₹)
SVFL M 132	2 row of 13mod	26	1SYN869004R0001	7,620
SVFL M 133	3 row of 13mod	39	1SYN869103R0001	9,280
SVFL M 134	4 row of 13mod	52	1SYN869103R0002	12,210
SVFL M 142	2 row of 14mod	28	1SYN869004R0002	9,050
SVFL M 143	3 row of 14mod	42	1SYN869004R0003	10,650
SVFL M 144	4 row of 14mod	56	1SYN869103R0012	12,360

Plug & Socket DB - SGK



Product description	No. of ways	No. of modules	Ordering code	Unit MRP (₹)
SGK 20 SP	20A SP	1	1SYN869043R0001 ■	2,570
SGK 30 TP	30A TP	3	1SYN869044R0001 ■	6,260
SGK 60 FP	60A FP	4	1SYN869053R0001 ■	23,820

Enclosure - SEN



Product description	No. of ways	No. of modules	Ordering code	Unit MRP (₹)
SEN 2P	2P Enclosure	2	1SYN869055R0001 ■	1,080
SEN 4P	4P Enclosure	4	1SYN869056R0001 ■	1,100
SEN 6P	6P Enclosure	6	1SYN869057R0001 ■	1,530
SEN 8P	8P Enclosure	8	1SYN869004R0029 ■	1,740

BUSBAR SP I/C & SP O/G, Blanking plate

Product description	No. of ways	No. of modules	Ordering code	Unit MRP (₹)
13 Module Pin type Busbars	13	13	1SYN360025P0001 ■	500
14 Module Pin type Busbars	14	14	1SYN869103R0013 ■	550

Blanking plate

Product description	No. of ways	No. of modules	Ordering code	Unit MRP (₹)
Blank PL		1	1SYN869004R0059 ■	40

Classic series

Distribution boards

One-way MCCB enclosures XT1 MCCB ENCL

Product description	No. of ways	Ordering code	Unit MRP (₹)
XT1 TP MCCB Enclosure	3 pole	1SYT121503C0001	2,710
XT1 FP MCCB Enclosure	4 pole	1SYT121504C0001	3,080

XT3 MCCB ENCL

Product description	No. of ways	Ordering code	Unit MRP (₹)
XT3 TP MCCB Enclosure	3 pole	1SYT321503C0001	3,080
XT3 FP MCCB Enclosure	4 pole	1SYT321504C0001	3,440

A1 MCCB ENCL

Product description	No. of ways	Ordering code	Unit MRP (₹)
A1 TP MCCB Enclosure	3 pole	1SYA121503C0001	3,080
A1 FP MCCB Enclosure	4 pole	1SYA121504C0001	3,280

A2 MCCB ENCL

Product description	No. of ways	Ordering code	Unit MRP (₹)
A2 TP MCCB Enclosure	3 pole	1SYA221503C0001	3,280
A2 FP MCCB Enclosure	4 pole	1SYA221504C0001	3,360

Classic series

Distribution boards

Cable end box

Product description	Ordering code	No. of ways	Unit MRP (₹)
SPN IP43 SHC			
SHC M 4/CEB	1SYN869103R0014	For 4 way SPN IP 43 DB	920
SHC M 6/CEB	1SYN869103R0015	For 6 way SPN IP43 DB	1,000
SHC M 8/CEB	1SYN869004R0082	For 8 way SPN IP43 DB	1,030
SHC M 10/CEB	1SYN869004R0083	For 10 way SPN IP43 DB	1,110
SHC M 12/CEB	1SYN869004R0084	For 12 way SPN IP43 DB	1,230
SHC M 14/CEB	1SYN869004R0085	For 14 way SPN IP43 DB	1,350
SHC M 16/CEB	1SYN869004R0086	For 16 way SPN IP43 DB	1,660
SHC M 20/CEB	1SYN869004R0087	For 20 way TPN IP43 DB	2,060
TPN IP43 SHDB			
SHDB M 4/CEB	1SYN869004R0088	For 4 way TPN IP43 DB	1,560
SHDB M 6/CEB	1SYN869004R0089	For 6 way TPN IP43 DB	1,600
SHDB M 8/CEB	1SYN869004R0090	For 8 way TPN IP43 DB	2,340
SHDB M 12/CEB	1SYN869004R0091	For 12 way TPN IP43 DB	2,560
TPN IP43 SHPPI			
SHPPI M 6/CEB	1SYN869004R0093	For 6 way PPI IP43 DB	1,780
SHPPI M 8/CEB	1SYN869004R0094	For 8 way PPI IP43 DB	2,480
SHPPI M 12/CEB	1SYN869004R0095	For 12 way PPI IP43 DB	3,530
SHPPI M 16/CEB	1SYN869004R0096	For 16 way PPI IP43 DB	3,830
TPN IP43 SVDB			
SVDB M 6/CEB	1SYN869004R0097	For 6 way SVDB IP43 DB	1,910
SVDB M 8/CEB	1SYN869004R0098	For 8 way SVDB IP43 DB	1,940
SVDB M 12/CEB	1SYN869004R0099	For 12 way SVDB IP43 DB	2,220
Flexy DB IP43			
SVFL 13M/CEB	1SYN869004R0103	For all SVFL 13Mod DBs	2,050
SVFL 14M/CEB	1SYN869004R0104	For all SVFL 14Mod DBs	2,490
VTPN IP43 SVTDB			
SVTDB M/CEB	1SYN869004R0100	For all SVTDBs(IP43DBs)	3,650
VTPN IP43 XT1 160A			
SVTDB M XT1 160/CEB	1SYN869004C0101	For all SVTDB XT1 160 DBs(IP43DBs)	4,810
VTPN IP43 XT3 250A			
SVTDB M XT3 250/CEB	1SYN869004C0103	For all SVTDB XT3 250 DBs(IP43DBs)	5,630
7 Segment CB			
S7SEG M4/CEB	1SYN141013C0001	For 4 way 7 SEG IP43 DB	2,900
S7SEG M6/CEB	1SYN141014C0001	For 6 way 7 SEG IP43 DB	3,390
S7SEG M8/CEB	1SYN140600C0001	For 8 way 7 SEG IP43 DB	3,950
S7SEG M12/CEB	1SYN140700C0001	For 12 way 7 SEG IP43 DB	4,860

Complete range

Customization in ABB Distribution Enclosures available on request*

- i) Enclosures-TV/TEL/ONT related backend devices
- ii) Enclosures-SPD provision
- iii) Pre-wired distribution boards
- iv) Indication lamps provision
- v) MCCB enclosures

Mistral IP 65 enclosures

A point of reference.

For simplicity and effectiveness.

A complete series, versatile and easy to install

Efficiency, safety, integration: the new System pro E comfort MISTRAL65 series rests on the strengths which have consolidated ABB's image over the years for its expertise and reliability in the area of products for protection, control, monitoring, measurement, safety and energy efficiency. These innovative IP65 rated consumer units complete

ABB's wide product range for the industrial sector. The result of constant research and constant attention paid to technological development, the System pro E comfort consumer units are designed to satisfy all requirements electrical installers might have.



Product description	Product code	No of Modules	Unit L.P. (₹)
Mistral65 transparent door 8M - 1 Row without terminal connectors	1SL1201A00	8	7,680
Mistral65 transparent door 12M - 1 Row without terminal connectors	1SL1202A00	12	10,230
Mistral65 transparent door 18M - 1 Row without terminal connectors	1SL1203A00	18	12,960
Mistral65 transparent door 24M - 2 Rows without terminal connectors	1SL1204A00	24	15,880
Mistral65 transparent door 36M 2F - 2 Rows without terminal connectors	1SL1205A00	36	25,280
Mistral65 transparent door 36M 3F - 3 Rows without terminal connectors	1SL1206A00	36	25,280
Mistral65 transparent door 54M - 3 Rows without terminal connectors	1SL1208A00	54	36,470



4 Module



8 Module



Product description	Product code	No of Modules	Unit MRP (₹)
Mistral65 transparent door 4M without terminal connectors	1SL1200A00	4	4,760
Mistral65 transparent door 8M 12SM with terminal connectors (N 3x6mm ² + 3x16mm ² , PE 3x6mm ² + 3x16mm ²)	1SLM006501A1201	8	7,600
Mistral65 transparent door 12M 22SM with terminal connectors (N 5x6mm ² + 6x16mm ² , PE 5x6mm ² + 6x16mm ²)	1SLM006501A1202	12	10,480
Mistral65 transparent door 18M 32SM with terminal connectors (N 9x6mm ² + 7x16mm ² , PE 9x6mm ² + 7x16mm ²)	1SLM006502A1203	18	13,320
Mistral65 transparent door 24M 22SM - 2 Rows with terminal connectors (N 6x6mm ² + 5x16mm ² , PE 6x6mm ² + 5x16mm ²)	1SLM006501A1204	24	14,490

SMART MOBILITY

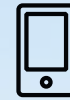
The home of charging

Terra AC wallbox



Broad range of connectivity options

including Wi-Fi, Bluetooth and Ethernet for easy control and integration with existing infrastructure.



Dedicated ChargerSync™ app

provides easy authentication and control of the AC charger, along with insight.



Smart functionality

means the wallbox can adapt its power usage and provide optimal charging, today and into the future.



At home

From private homes to multi-tenant homes and residential communities

At work

From small offices to large offices, business parks and complexes

Commercial locations

From hotels to sports institutions and shopping centres

While parking

While on the street or in a car park



Residential



Office



Commercial



Public

Use cases

Welcome home!

Get inspired by
modern wiring accessories.



Millenium

An element of sophistication

Forged from one of nature's most timeless materials, the Millenium range of metal switches ensures your interior makes exactly the statement you intended.



- **Millenium's design and functionality convert into numerous technical and installation advantages**
- **Modern and contemporary finishes**
- **Slim design, only 4 mm height of the cover frames**
- **Two different rocker sizes**



—
FIND EXACTLY WHAT YOU ARE LOOKING FOR.

The Millenium series offers control, functionality and convenience that will always fit the desired look and feel of the building



Millenium

Features and benefits

Multi-standard

Fitting in European, American and Italian boxes




Multi-rockers



Screwless plates

First ISI range with wide rocker and metal finish. Screwless front plate ultra slim design



Easy to install

Simple and adaptable



Elegant metal frame finishes



Frame shape

Bezelless effect frame



Millenium

Premium rocker



Stainless Steel – ST




Silk Black * – SB




White Glass – WG



Black Glass – BG




Antique Gold – AG



Matt Gold – MG




Dune Sand – DU



Mocha Brown – MO

*Not suitable for outdoor installation

Millenium Half rocker



Stainless Steel – ST




Silk Black * – SB




White Glass – WG



Black Glass – BG




Antique Gold – AG



Matt Gold – MG



Dune Sand – DU



Mocha Brown – MO

Note :
Suitable metal backbox and prices are available upon request

Millenium

Features and benefits

Innovation, design and technology

Millenium’s design and functionality convert into numerous technical and installation advantages



- Modern and contemporary 8 finishes
- Real stainless steel material **AISI 304**
- 2 finishes made in **CSG glass**
- Slim line design : only **4 mm**
- Rocker with attractive **chrome profile**
- **Screwless** front plate ultra slim design



—
Mounting plate




—
Premium rocker switch



—
Frame

Millenium collection is a grid type system enabling combination of colours and products of different dimension and functionality. The three type of switch dimensions together with the ABB i-bus® KNX, ABB-free@home® sensors and other functions, have to be composed with the required frame in order to have the right assortment of functionality and design. In ABB i-bus® KNX sensors, we have the possibility to adjoin to the frame the special metal mounting plate that allows to reduce the height so as to maintain the ultra slim line for KNX functionalities.



- Ceiling light symbol**
- Blind symbol**
- Scene symbol**
- Temperature symbol**
- Light symbol**
- Fan coil symbol**

Labelling insert for Millenium control covers 1 / 2-gang, 2 / 4-gang, 3 / 6-gang and 3 / 6-gang with infrared




Bureau of Indian Standards

Switches as per BIS standards and with ISI marking.

Millenium

Answer to the future by providing comfort, safety, and energy saving.



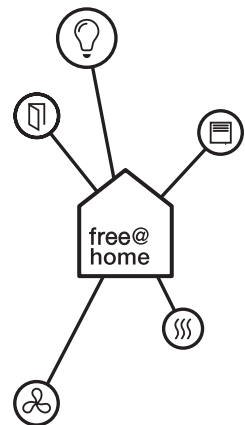
Millenium and Zenit assembled by ABB's YuMi® robot at ABB Bengaluru.

ABB-free@home® with Millenium range



Switch 2/4gang, Stainless Steel

-  Blind
-  Light
-  Heating
-  Air conditioning
-  Door communication



Now scan the QR code to find out more about the advantages of ABB-free@home® abb.com/freethome














ABB warranty policy for Zenit collection:
• 10 years for mechanical switches and socket outlets
• 2 years for electronic devices

*T&C apply

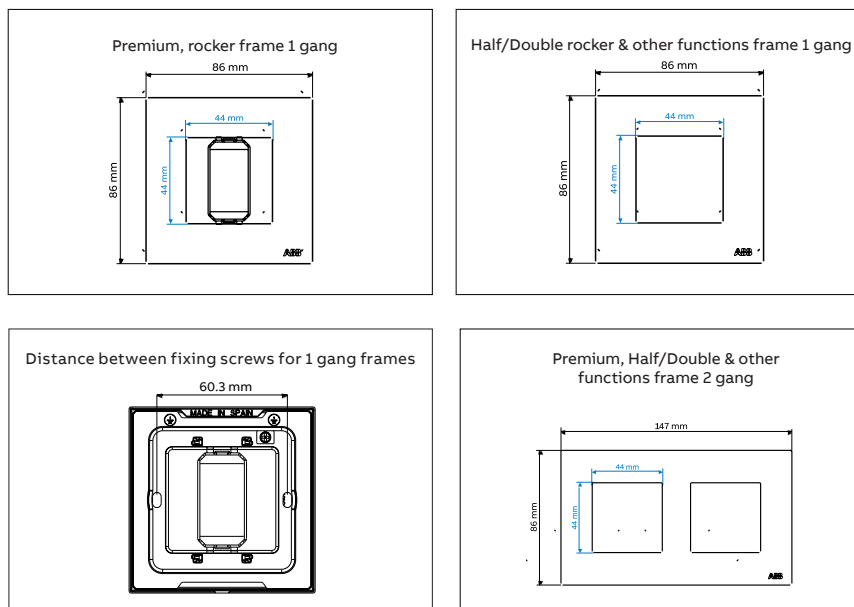
Millenium - Modular System (AMD)







Frame, metal box selection table

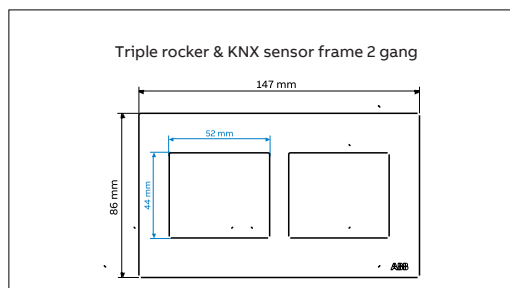
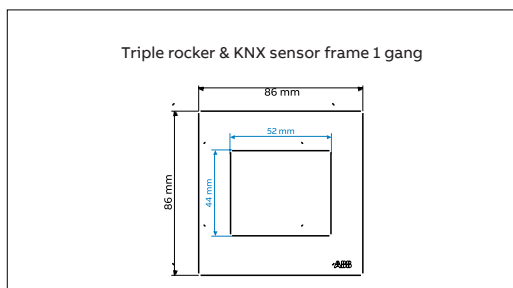
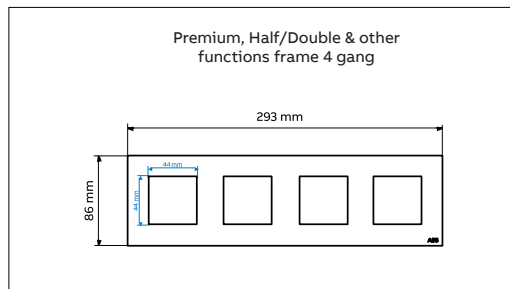
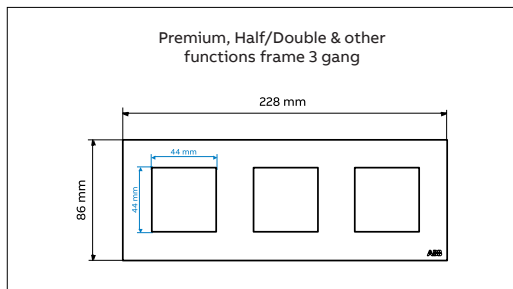
	1 gang frame	2 gang frame
Premium rocker switch	AMD5044	AMD5244
		
Half/Double rocker switch and other functions	AMD5144	AMD5244
		
Triple rocker switch & KNX sensors	AMD5153	AMD5253
		
BS Range metal boxes	1SYN880452R0014	1SYN880453R0014
		

Millenium

Frame dimensions



3 gang frame	4 gang frame	Mounting plate
AMD5344	AMD5444	Included
		
AMD5344	AMD5444	Included
		
		Included
1SYN880454R0014	1SYN880455R0014	
		



Zenit

Switch to endless possibilities

Zenit is the most comprehensive modular range for all kinds of homes and commercial buildings. A number of appreciated designs and beautiful finishes that add value to the facility, with advanced features that provide greater comfort and performance level. With Zenit you can make any type of installation, can enjoy benefit of technical advantages that make it easier and faster. This range has the guarantee of a brand renowned for its quality such as ABB.



- **Premium modular light switch range**
- **Multi-standard: fitting in European, American and Italian boxes**
- **Eco-designed**
- **More than 100 functions in four finishes**



Zenit

Features and benefits

The top in design and performance

Simple, elegant, the top in design.

Zenit is born with a high-rise design. With rectilinear lines, very trendy finishes and full of details that enhance its aesthetics. It reaches the highest levels in quality and infinite values.




Eco-design

The Zenit switch range has been designed following the Product Design and Development Environmental Management regulations: Eco-design.

Zenit float

7,5 mm height. Visually lightened through the 2 piece floating effect.



— Mounting plate

— Insert / Cover plate

— Frame

Switches as per BIS standards and with ISI marking.



Bureau of Indian Standards



ABB warranty policy for Zenit collection:

- 10 years for mechanical switches and socket outlets
- 2 years for electronic devices

*T&C apply

Zenit

For its aesthetics and details



Display and styling trim

Lighting in green styling trim in Chrome, Anthracite, White and Champagne

Multi-standard

Fitting in European, American and Italian boxes

High-quality and durable finishes

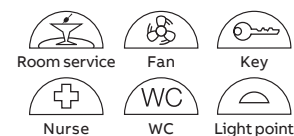
Noble materials in frames

Frames with effective shape

Floating effect frame.

More than 100 functions in four finishes

Symbols with backlight



Zenit Finishes



White



White Glass



Champagne Glass




Silver



Black Glass



Coffee Glass



Anthracite



Pearl Glass



Graphite Glass



Champagne

—
Note : Suitable metal backbox and prices are available upon request




Slate



Wenge



Stainless Steel



Zenit

Applications

Zenit is based on a combinable concept which creates a very comprehensive range, suitable for any type of needs. This makes it the ideal collection for all types of homes, hotels, offices, shops, etc.



Homes

Its simple and minimalist design integrates in any type of architecture, regardless of the decoration. It provides a wealth of features and value, thanks to its wide range of functions and benefits.

Zenit is the perfect match to improve living space.



Hotels

Zenit is specially suitable for hotel projects, thanks to its modern design, fashion materials and functionalities that provide high comfort level to the hotel guests. Its ABB i-bus® KNX, ABB-free@home®, access control, sound system and more functions make a special contribution to the Guest Room System in the daily management of the hotel, achieving energy savings and high tech comfort.




Commercials

The Zenit collection offers elegance and distinction to commercial spaces designed for different purposes; restaurants, coffee shops, stores, offices, etc.

Zenit Functions for all spaces

Zenit can be installed everywhere, in spaces that require new solutions, with new applications and all installation facilities.



Up to 40% savings

- Contacts with an automatic connection terminal providing ease and up to 40% savings in installation time.
- The standard Zenit light switches are 16 AX and they offer top quality with a reduced number of reference to stock.
- More robust and compact mechanisms to be inserted from the front.
- Designed to hold the switches firmly, avoiding balancing problems.
- They have reduced depth, only 21 mm, which allows more connection space for wires.
- With larger press clamps and smoother to make the automatic connection more comfortable and safer.
- They have been manufactured with high quality and recyclable material.

Module finishes

Available in 4 colors



White
BL



Anthracite
AN



Silver
PL




Champagne
CV

Illuminated switches and push-buttons

Lamps available in 2 colors




White
.51




Green
.5

Automatic connection



1. Strip the cable about 14 mm and introduce it into the terminal.



2. Press the push button and insert the cable.



3. Release the push button and check fixation. To disconnect the cord, press the push button again on top and bottom.

Zenit

Easy and intuitive installation system, providing maximum values in performance, comfort and functionality

1SYN880452R0014



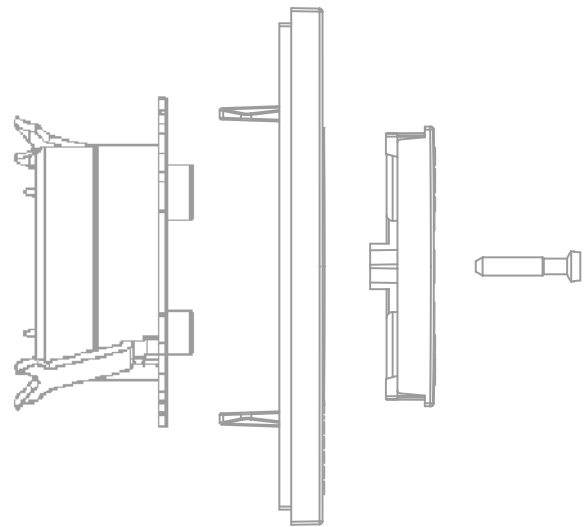
1SYN880456R0014



1SYN880454R0014



1SYN880455R0014



Zenit

Mounting plates for BS metal boxes

Size	Modules	Article-No.	Order-No.	Pack/Qty
	Mounting plate for European box For horizontal and vertical installation. To be installed with frames code: N2171 and N227X. Mounting plate suitable for 60 mm screw distance Boxes code: 1199, 1199 & 1199.2 or surface mounting Boxes code: 8591, 8592 & 8593. With aligning flaps for multigang frames. Optional: elastic claws N2071.9.			
	1-gang	2 modules	N2271.9	2CLA227190N1001

*Mounting supporting plates to be ordered separately

Zenit

Frames for horizontal and vertical installation

01




Standard frame

02



03



04



06



1 to 5 gang cover frame for horizontal and vertical installation

01 BL Side view, 7,5 x 85 mm

02 CN Frame 1-gang, 2 modules

03 CP Frame 2-gang, 2 + 2 modules

04 CC Frame 3-gang, 2 + 2 + 2 modules horizontal

05 WG Frame 4-gang, 2 + 2 + 2 + 2 modules vertical

06 PZ Frame 4-gang, 2 + 2 + 2 + 2 modules

05




IVIE

Switch to the future

IVIE is the latest premium modular range of wiring accessories designed to address various functionalities. These include basic switching, controlling, comfort and energy saving.

IVIE installation system

IVIE series is a grid type system enabling combination of colours and products of different dimensions and functionalities, together with ABB-free@home® sensors that have to be composed with the required frame, in order to have the right assortment of functionality and design.



- All switches are marked with IS 3854:1997
- Captive screw terminals
- Bi-metal silver contact tips for less spark and longer life
- 6A & 6/16A marked with IS 1293, up to 16A
- Sockets designed to match 2 pin & 3 pin plug tops

IVIE

Switch to the future

The IVIE range innovatively matches your interiors and aesthetically brings out the best in your comfort zone. The enhanced design for reliable performance of this range is for the passionate, compassionate, intuitive and magnetic personality within each one of us.

The IVIE range, includes the tastefully selected color options, caters to the needs of various segments like residential, commercial and hospitality.

IVIE with its ability to integrate home automation solutions in your existing switch box, makes the range future proof.

IVIE truly makes you want to switch to the future.

Sleek and convex design in different finishes

Thanks to the complete system, the IVIE series provides a comprehensive range of solutions for building concepts. The convex and sleek design not only provides quality and style to the overall building, but is easy to install.



01



02



03



04

Different finishes and combinations:



- 01 Anthracite grey mechanisms in Silver plate
- 02 Silver mechanisms in Anthracite Grey plate
- 03 Anthracite grey mechanisms in White plate
- 04 Anthracite grey mechanisms in Anthracite Grey plate

IVIE

Flexibility in design which provides total control

The IVIE range is the first Indian range to incorporate wired and wireless home automation systems together. This range can be integrated with

ABB-free@home® home automation system, which is the most intelligent way of managing spaces with energy saving.



Great comfort, safety and energy efficiency for buildings

ABB-free@home® sensor for switching control, blind control, dimming and scene control.




IVIE


Features and benefits

Innovation, design and technology range with real international concepts


IVIE's design and functionality convert into numerous technical and installation advantages.



Modern and latest finishes in white, silver, anthracite and colours of your choice.




Convex profile plate with less projected sleek design is a perfect match for any architecture. Dust free surface and a slim design, not only add to the quality, but also provide a stylish look.



Double shrouded internal mechanism under the rocker, totally preventing visibility of sparks.



Terminal screws with Combihead for star/flat screw drivers.



Large variety of sockets, equipped with shutters for increased safety. Compatible for 6/16A two-pin plug.



Universal regulator with 360 degree rotation.



**1,00,000
On/Off Tested**




**Switches with
double shrouds**




**Knobs with
360° rotation**

IVIE

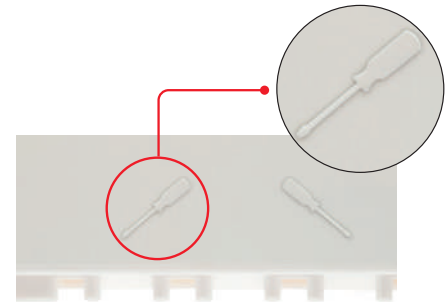
Features and benefits




IP20 Finger Proof for total safety, user friendly terminal design-easy terminal accessibility by top entry to load connection.




ISI marking on switch socket and fan regulator.




Visual signs provided in inner grids to guide proper fitment of easy installation and easy removal during fitment of mechanism with inner grid.



Resin frame with extra ribs provides better mechanical strength, insulation resistance and corrosive proof.



Independent shutter for earth and phase+neutral for child safety and easy connection.



Captive screws in IVIE for switches and sockets to avoid free falling and missing of screws



ISI marking Switch / Socket / Regulator




Socket with separate shutter




Captive screws

IVIE

Features and benefits



Mounting screws press fitted in back side screw holder to prevent losing of the screws.




Two module partition is provided for sturdiness with extra ribs to ensure better strength of the frame.



Laser marking and arrow showing the correct orientation of the mechanism.



IVIE incorporates full range of ABB-free@home® home automation and gives answers to the future by providing comfort, safety and energy savings.



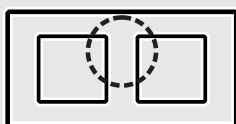
Suitable design for a variety of plug tops - no overlapping on the mechanism fitted next to the socket.



ABB warranty policy for IVIE range

- 10 years for mechanical switches and sockets
- 2 years for electronic devices

*T & C apply



Frame with partition



Ease of installation



ROHS compliance

IVIE complete range

IVIE mechanisms - White



1SYK100001A1001

Switch 6 A - 240 V ~

Type reference and description	Number of modules	Std pack	Ordering code	Unit M.R.P.(₹)
IIS10610 BL - 6A 1 way switch	1	20/400	1SYK100001A1001 ■	190
IIS10620 BL - 6A 2 way switch	1	20/400	1SYK100001A1002 ■	340



1SYK100001A1009

NEW

Switch 10 A - 240 V ~

Type reference and description	Number of modules	Std pack	Ordering code	Unit M.R.P.(₹)
IIS11010 BL 10A 1 way switch	1	20/400	1SYK100001A1009 ■	216
IIS1101L BL 10A 1 way switch with indicator	1	20/400	1SYK100001A1012 ■	379
IIS11020 BL 10A 2 way switch	1	20/400	1SYK100001A1010	336



1SYK100001A1007

Switch 16 A - 240 V ~

Type reference and description	Number of modules	Std pack	Ordering code	Unit M.R.P.(₹)
IIS11610 BL - 16A 1 way switch	1	20/400	1SYK100001A1006 ■	390
IIS1161L BL - 16A 1 way switch with indicator	1	20/400	1SYK100001A1007 ■	468



1SYK100001A1008

Switch 32 A - 240 V ~

Type reference and description	Number of modules	Std pack	Ordering code	Unit M.R.P.(₹)
IIS2321L BL - 32A, DP switch	2	10/200	1SYK100001A1008 ■	1,116



1SYK100001A1003



1SYK100001A1005

Bell Push

Type reference and description	Number of modules	Std pack	Ordering code	Unit M.R.P.(₹)
IIS106B0 BL - 6A Bell switch	1	20/400	1SYK100001A1003 ■	629
IIS106BL BL - 6A Bell switch with indicator	1	20/400	1SYK100001A1004 ■	742
IIS206BL BL - 6A Mega Bell switch with indicator	2	10/200	1SYK100001A1005 ■	813



1SYK100001A1028



1SYK100001A1023

Sockets

Type reference and description	Number of modules	Std pack	Ordering code	Unit M.R.P.(₹)
IIK20306 BL 6A 3Pin socket	2	10/200	1SYK100001A1028 ■	363
IIK20616 BL - 6/16A socket	2	10/200	1SYK100001A1023 ■	664



1SYK100001A1060

USB chargers

Type reference and description	Number of modules	Std pack	Ordering code	Unit M.R.P.(₹)
IIM1USBC BL 2A 1M USB charger	1	10	1SYK100001A1060 ■	2,864
IIM2USBC BL 3A 2M USB charger	2	5	1SYK100001A1061	3,987



1SYK100001A1041

Blank plates

Type reference and description	Number of modules	Std pack	Ordering code	Unit M.R.P.(₹)
IIM1BLNK BL - blank plate	1	20/400	1SYK100001A1041 ■	86

■ Stock items

IVIE complete range

IVIE mechanisms - White



1SYK100001A1063

NEW

USB C Type & A+C Type chargers

Type reference and description	Number of modules	Std pack	Ordering code	Unit M.R.P.(₹)
IIM1USBC BL 3A 15W 1M USB C type charger	1	10	1SYK100001A1062	5,508
IIM2USBC BL 3A 15W 2M USB A+C type charger	2	5	1SYK100001A1063	7,065



1SYK100001A1045 1SYK100001A1042

Fan regulators and dimmers

Type reference and description	Number of modules	Std pack	Ordering code	Unit M.R.P.(₹)
IIM2FR05 BL - step fan regulator 5 step	2	5/100	1SYK100001A1042 ■	1,374
IIM1FR04 BL - step fan regulator 4 step	1	10/200	1SYK100001A1043 ■	1,103
IIM2D400 BL - dimmer 400 watt	1	10/200	1SYK100001A1045	1,596



1SYK100001A1047

Data & voice

Type reference and description	Number of modules	Std pack	Ordering code	Unit M.R.P.(₹)
IIM1RJ11 BL - RJ11 Tel. jack 2 pin	1	20/400	1SYK100001A1047 ■	334
IIM1RJ45 BL - RJ45 Jack cat 6	1	20/400	1SYK100001A1048 ■	1,296



1SYK100001A1049

TV Socket

Type reference and description	Number of modules	Std Pack	Ordering code	Unit M.R.P.(₹)
IIM1TVSK BL - TV co-axial socket	1	20/400	1SYK100001A1049 ■	338



1SYK100001A1051

Starters

Type reference and description	Number of modules	Std Pack	Ordering code	Unit M.R.P.(₹)
IIM2ST20 BL - Single Phase Starter 20A	2	5/100	1SYK100001A1051	1,926
IIM2ST25 BL - Single Phase Starter 25A	2	5/100	1SYK100001A1052	2,089



1SYK100001A1055

DND & MMR

Type reference and description	Number of modules	Std pack	Ordering code	Unit M.R.P.(₹)
IIM1DND5 BL - DND and MMR set internal & external	2+3	5/100	1SYK100001A1055	2,068
IIM2SVSK BL - Shaver socket	2	5/100	1SYK100001A1057	2,513
N2244.5 BL - DND and MUR 2-gang interlocked switch	2	5	2CLA224450N1101	6,738
N2180.5 BL - LED MUR signaling light	1	5	2CLA218050N1101	
N2180.4 BL - LED DND signaling light	1	5	2CLA218040N1101	



2CLA224450 N1101 2CLA218050N1101 2CLA218040N1101

Key card switches

Type reference and description	Number of modules	Std pack	Ordering code	Unit M.R.P.(₹)
N2214.1 BL - Card switch 1-gang, 1-way, DP	2	1	2CLA221410N1101	6,594



2CLA221410N1101

Down lighter

Type reference and description	Number of modules	Std pack	Ordering code	Unit M.R.P.(₹)
IIM3DOWN BL-down lighter	3	5/100	1SYK100001A1059 ■	1,108



1SYK100001A1059

■ Stock items

IVIE complete range

IVIE mechanisms - White



Audio & video connector

Type reference and description	Number of modules	Std pack	Ordering code	Unit M.R.P.(₹)
N2155.2 BL - 2x RCA connection unit	1	1	2CLA215520N1101	Upon Request
N2155.3 BL - 3x RCA connection unit	1	1	2CLA215530N1101	
N2155.4 BL - Mini-Jack connection unit	1	1	2CLA215540N1101	
N2155.5 BL - VGA connection unit	1	1	2CLA215550N1101	
N2155.6 BL - HDMI connection unit	1	1	2CLA215560N1101	
N2155.7 BL - HDMI female-female connection unit	1	1	2CLA215570N1101	
N2155.8 BL - USB connection unit	1	1	2CLA215580N1101	
N2155.9 BL - USB female-female connection unit	1	1	2CLA215590N1101	



Motion sensor

Type reference and description	Number of modules	Std pack	Ordering code	Unit M.R.P.(₹)
N2241 BL - 110° motion sensor • Max. power: Incandescent: 1,800W @230V AC/1,000W @127V AC • Halogen with electronic o ferromagnetic transformer: 750VA @230V AC/400VA @127V AC - Fluorescent lamps or motors: 400VA @230V AC/200VA @127V AC • For automatic switching of devices dependent on motion and brightness • With integrated selector switch for automatic ON-OFF in the front side • Switch-off delay: 10 sec to 10 min or short-time pulse 1 sec adjustable (from the front side) • Detection range: 5 m radius • Adjustable light set point level for activation (from the front side) • Detection angle: 110° Mounting height: 1, 2 m Auxiliary control with N2X04.X push-buttons	2	1	2CLA224100N1101	23,457



Buzzer & doorbell

Type reference and description	Number of modules	Std pack	Ordering code	Unit M.R.P.(₹)
IIM2BUZR BL - Buzzer	2	5/100	1SYK100001A1054	681
N2119 BL - Buzzer	1	1	2CLA211900N1101	3,026
N2219 BL - Buzzer	2	1	2CLA221900N1101	3,319
N2224 BL - Electronic doorbell 230 V AC	2	1	2CLA222400N1101	13,476



Indicator

Type reference and description	Number of modules	Std pack	Ordering code	Unit M.R.P.(₹)
IIM1INDI BL - Indicator	1	20/400	1SYK100001A1053	599



White plate with frame

Type reference and description	Number of modules	Std pack	Ordering code	Unit M.R.P.(₹)
IIP0133 BL - 1M plate	1	15/360	1SYK100001A1071 ■	235
IIP0233 BL - 2M plate	2	15/360	1SYK100001A1072 ■	239
IIPP343 BL 3M plate power	3	10/240	1SYK100001A1073 ■	314
IIP343NW BL 3M plate	3	10/240	1SYK100001A1083 ■	299
IIP0453 BL - 4M plate	4	10/190	1SYK100001A1075 ■	359
IIP0683 BL - 6M plate	6	5/120	1SYK100001A1076 ■	588
IIP0893 BL - 8M plate	8	5/120	1SYK100001A1077 ■	687
IIP0855 BL - 8M plate square	8	5/95	1SYK100001A1078 ■	823
IIP1286 BL - 12M plate	12	5/95	1SYK100001A1079 ■	1,028
IIP1888 BL - 18M plate	18	5/40	1SYK100001A1080 ■	1,482

■ Stock items

IVIE complete range

IVIE mechanisms - Silver



1SYK100001A1101

Switch 6 A - 240 V ~

Type reference and description	Number of modules	Std pack	Ordering code	Unit M.R.P.(₹)
IIS10610 PL - 6A 1 way switch	1	20/400	1SYK100001A1101 ■	219
IIS10620 PL - 6A 2 way switch	1	20/400	1SYK100001A1102 ■	390



1SYK100001A1109

NEW

Switch 10 A - 240 V ~

Type reference and description	Number of modules	Std pack	Ordering code	Unit M.R.P.(₹)
IIS11010 PL 10A 1 way switch	1	20/400	1SYK100001A1109 ■	247
IIS1101L PL 10A 1 way switch with indicator	1	20/400	1SYK100001A1112 ■	435
IIS11020 PL 10A 2 way switch	1	20/400	1SYK100001A1110	387



1SYK100001A1107

Switch 16 A - 240 V ~

Type reference and description	Number of modules	Std pack	Ordering code	Unit M.R.P.(₹)
IIS11610 PL - 16A 1 way switch	1	20/400	1SYK100001A1106 ■	469
IIS1161L PL - 16A 1 way switch with Ind.	1	20/400	1SYK100001A1107 ■	561



1SYK100001A1108

Switch 32 A - 240 V ~

Type reference and description	Number of modules	Std pack	Ordering code	Unit M.R.P.(₹)
IIS2321L PL - 32A, DP switch	2	10/200	1SYK100001A1108	1,338



1SYK100001A 1103



1SYK100001A 1105

Bell Push - 240 V ~

Type reference and description	Number of modules	Std pack	Ordering code	Unit M.R.P.(₹)
IIS106B0 PL - 6A Bell Switch	1	20/400	1SYK100001A1103 ■	690
IIS106BL PL - 6A Bell Switch with Ind.	1	20/400	1SYK100001A1104 ■	816
IIS206BL PL - 6A Mega bell switch with Ind.	2	10/200	1SYK100001A1105 ■	934



1SYK100001A 1128



1SYK100001A 1123

Sockets - 240 V ~

Type reference and description	Number of modules	Std pack	Ordering code	Unit M.R.P.(₹)
IIK20306 PL - 6A, 3Pin socket	2	10/200	1SYK100001A1128 ■	417
IIK20616 PL - 6/16A socket	2	10/200	1SYK100001A1123 ■	797



1SYK100001A 1160



1SYK100001A 1161

USB Chargers

Type reference and description	Number of modules	Std pack	Ordering code	Unit M.R.P.(₹)
IIM1USBC PL 2A 1M USB charger	1	10	1SYK100001A1160 ■	3,294
IIM2USBC PL 3A 2M USB charger	2	5	1SYK100001A1161	4,586

Blank Plates

Type reference and description	Number of modules	Std pack	Ordering code	Unit M.R.P.(₹)
IIM1BLNK PL - Blank plate	1	20/400	1SYK100001A1141 ■	98



1SYK100001A1163

NEW

USB C Type & A+C Type chargers

Type reference and description	Number of modules	Std pack	Ordering code	Unit M.R.P.(₹)
IIM1USBC PL 3A 15W 1M USB C type charger	1	10	1SYK100001A1162	5,649
IIM2USBC PL 3A 15W 2M USB A+C type charger	2	5	1SYK100001A1163	7,301

*Suitable metal boxes are available pg. no. 374

■ Stock items

IVIE complete range

IVIE mechanisms - Silver



1SYK100001A1142

Fan Regulators and Dimmers

Type reference and description	Number of modules	Std pack	Ordering code	Unit M.R.P.(₹)
IIM2FR05 PL - Step fan regulator 5 step	2	5/100	1SYK100001A1142 ■	1,580
IIM1FR04 PL - Step fan regulator 4 step	1	10/200	1SYK100001A1143 ■	1,268
IIM1D400 PL - Dimmer 400 Watt	1	10/200	1SYK100001A1145	1,836



1SYK100001A1147

Data & Voice

Type reference and description	Number of modules	Std pack	Ordering code	Unit M.R.P.(₹)
IIM1RJ11 PL - RJ11 Tel. jack 2 pin	1	20/400	1SYK100001A1147 ■	383
IIM1RJ45 PL - RJ45 Jack cat 6	1	20/400	1SYK100001A1148 ■	1,491



1SYK100001A1149

TV Socket

Type reference and description	Number of modules	Std pack	Ordering code	Unit M.R.P.(₹)
IIM1TVSK PL - TV co-axial socket	1	20/400	1SYK100001A1149 ■	389



1SYK100001A1155

DND & MMR

Type reference and description	Number of modules	Std pack	Ordering code	Unit M.R.P.(₹)
IIM1DNDS PL - DND and MMR set internal & external	2+3	5/100	1SYK100001A1155	2,897
IIM2SVSK BL - Shaver socket	2	5/100	1SYK100001A1157	3,012
N2244.5 PL - DND and MUR 2-gang interlocked switch	1	1	2CLA224450N1301	9,433
N2180.4 PL - LED DND signaling light	2	1	2CLA218040N1301	
N2180.4 BL - LED MUR signaling light	1	1	2CLA218050N1301	



2CLA221410N1301

Key Card Switches

Type reference and description	Number of modules	Std pack	Ordering code	Unit M.R.P.(₹)
N2214.1 PL - Card switch 1-gang, 1-way, DP	2	1	2CLA221410N1301	9,233



1SYK100001A1159

Down Lighter

Type reference and description	Number of modules	Std pack	Ordering code	Unit M.R.P.(₹)
IIM3DOWN PL - Down lighter	2	5/100	1SYK100001A1159	1,385

Audio & Video Connector

Type reference and description	Number of modules	Std pack	Ordering code	Unit M.R.P.(₹)
N2155.2 PL - 2x RCA connection unit	1	1	2CLA215520N1301	Upon request
N2155.3 PL - 3x RCA connection unit	1	1	2CLA215530N1301	
N2155.4 PL - Mini-Jack connection unit	1	1	2CLA215540N1301	
N2155.5 PL - VGA connection unit	1	1	2CLA215550N1301	
N2155.6 PL - HDMI connection unit	1	1	2CLA215560N1301	
N2155.7 PL - HDMI female-female connection unit	1	1	2CLA215570N1301	
N2155.8 PL - USB connection unit	1	1	2CLA215580N1301	
N2155.9 PL - USB female-female connection unit	1	1	2CLA215590N1301	



2CLA215520N1301



2CLA215530N1301



2CLA215540N1301



2CLA215550N1301



2CLA215560N1301



2CLA215580N1301


IVIE complete range

IVIE mechanisms - Silver

Motion Sensor

Type reference and description	Number of modules	Std pack	Ordering code	Unit M.R.P.(₹)
<p>N2241 PL - 110° motion sensor Max. power: Incandescent: 1.800W @230V AC/1.000W @127V AC • Halogen with electronic o ferromagnetic transformer: 750VA @230V AC/400VA @127V AC - Fluorescent lamps or motors: 400VA @230V / 200VA @127Vac</p> <ul style="list-style-type: none"> • For automatic switching of devices dependent on motion and brightness • With integrated selector switch for automatic ON-OFF in the front side, Switch-off delay: 10 sec to 10 min or short-time pulse 1 sec adjustable (from the front side) • Detection range: 5 m radius Adjustable light set point level for activation (from the front side) • Detection angle: 110° Mounting height: 1, 2 m Auxiliary control with N2X04.X push-buttons 	2	1	2CLA224100N1301	Upon request

Buzzer & Doorbell




Type reference and description	Number of modules	Std pack	Ordering code	Unit M.R.P.(₹)
IIM2BUZR PL - Buzzer	2	5/100	1SYK100001A1154	954
N2119 PL - Buzzer	1	1	2CLA211900N1301	Upon request
N2219 PL - Buzzer	2	1	2CLA221900N1301	
N2224 PL - Electronic doorbell 230 V AC	2	1	2CLA222400N1301	

Indicator

Type reference and description	Number of modules	Std pack	Ordering code	Unit M.R.P.(₹)
IIM1INDI PL - Indicator	1	20/400	1SYK100001A1153	660

Plates

Silver plate with frame



Type reference and description	Number of modules	Std pack	Ordering code	Unit M.R.P.(₹)
IIP0133 PL - 1M plate	1	15/360	1SYK100001A1171 ■	330
IIP0233 PL - 2M plate	2	15/360	1SYK100001A1172 ■	334
IIPP343 PL - 3M plate power	3	10/240	1SYK100001A1173 ■	438
IIP343NW PL - 3M plate	3	10/240	1SYK100001A1183 ■	418
IIP0453 PL - 4M plate	4	10/190	1SYK100001A1175 ■	502
IIP0683 PL - 6M plate	6	5/120	1SYK100001A1176 ■	822
IIP0893 PL - 8M plate	8	5/120	1SYK100001A1177 ■	962
IIP0855 PL - 8M plate square	8	5/95	1SYK100001A1178	1,152
IIP1286 PL - 12M plate	12	5/95	1SYK100001A1179 ■	1,441
IIP1888 PL - 18M plate	18	5/40	1SYK100001A1180	2,076

*Suitable metal boxes are available pg. no. 374

■ Stock items

IVIE complete range

IVIE mechanisms - Anthracite Grey



1SYK100001A1201

Switch 6 A - 240 V ~

Type reference and description	Number of modules	Std pack	Ordering code	Unit M.R.P.(₹)
IIS10610 AN - 6A 1 way switch	1	20/400	1SYK100001A1201 ■	228
IIS10620 AN - 6 A 2 way switch	1	20/400	1SYK100001A1202 ■	390



1SYK100001A1209

NEW

Switch 10 A - 240 V ~

Type reference and description	Number of modules	Std pack	Ordering code	Unit M.R.P.(₹)
IIS11010 AN 10A 1 way switch	1	20/400	1SYK100001A1209 ■	247
IIS1101L AN 10A 1 way switch with indicator	1	20/400	1SYK100001A1212 ■	435
IIS11020 AN 10A 2 way switch	1	20/400	1SYK100001A1210	387



1SYK100001A1207

Switch 16 A - 240 V ~

Type reference and description	Number of modules	Std pack	Ordering code	Unit M.R.P.(₹)
IIS11610 AN - 16A 1 way switch	1	20/400	1SYK100001A1206 ■	469
IIS1161L AN - 16A 1 way switch with ind.	1	20/400	1SYK100001A1207 ■	561



1SYK100001A1208

Switch 32 A - 240 V ~

Type reference and description	Number of modules	Std pack	Ordering code	Unit M.R.P.(₹)
IIS2321L AN - 32A, DP switch	2	10/200	1SYK100001A1208	1,338



1SYK100001A 1203



1SYK100001A 1205

Bell Push - 240 V ~

Type reference and description	Number of modules	Std pack	Ordering code	Unit M.R.P.(₹)
IIS106B0 AN - 6A Bell Switch	1	20/400	1SYK100001A1203	690
IIS106BL AN - 6A Bell Switch with ind.	1	20/400	1SYK100001A1204 ■	816
IIS206BL AN - 6A Mega Bell switch with ind.	2	10/200	1SYK100001A1205	934



1SYK100001A 1228



1SYK100001A 1223

Sockets - 240 V ~

Type reference and description	Number of modules	Std pack	Ordering code	Unit M.R.P.(₹)
IIK20306 AN - 6A, 3 Pin socket	2	10/200	1SYK100001A1228 ■	417
IIK20616 AN - 6/16A socket	2	10/200	1SYK100001A1223 ■	797



1SYK100001A1260

USB chargers

Type reference and description	Number of modules	Std pack	Ordering code	Unit M.R.P.(₹)
IIM1USBC AN 2A 1M USB charger	1	10	1SYK100001A1260 ■	3,294
IIM2USBC AN 3A 2M USB charger	2	5	1SYK100001A1261	4,586



1SYK100001A1241

Blank plates

Type reference and description	Number of modules	Std pack	Ordering code	Unit M.R.P.(₹)
IIM1BLNK AN - Blank plate	1	20/400	1SYK100001A1241 ■	98



1SYK100001A1263

NEW

USB C Type & A+C Type chargers

Type reference and description	Number of modules	Std pack	Ordering code	Unit M.R.P.(₹)
IIM1USBC AN 3A 15W 1M USB C type charger	1	10	1SYK100001A1262	5,649
IIM2USBC AN 3A 15W 2M USB A+C type charger	2	5	1SYK100001A1263	7,301

■ Stock items

IVIE complete range

IVIE mechanisms - Anthracite Grey



1SYK100001A1242



1SYK100001A1247



1SYK100001A1249



1SYK100001A1255



2CLA221410N1801



1SYK100001A1259



2CLA215520N
1801



2CLA215530N
1801



2CLA215540N
1801



2CLA215550N
1801



2CLA215560N
1801



2CLA215580N
1801

Fan regulators and dimmers

Type reference and description	Number of modules	Std pack	Ordering code	Unit M.R.P.(₹)
IIM2FR05 AN - Step fan regulator 5 step	2	5/100	1SYK100001A1242 ■	1,580
IIM1FR04 AN - Step fan regulator 4 step	1	10/200	1SYK100001A1243 ■	1,268
IIM1D400 AN - Dimmer 400 Watt	1	10/200	1SYK100001A1245	1,836

Data & Voice

Type reference and description	Number of modules	Std pack	Ordering code	Unit M.R.P.(₹)
IIM1RJ11 AN - RJ11 Tel. jack 2 pin	1	20/400	1SYK100001A1247 ■	383
IIM1RJ45 AN - RJ45 Jack cat 6	1	20/400	1SYK100001A1248 ■	1,491

TV socket

Type reference and description	Number of modules	Std pack	Ordering code	Unit M.R.P.(₹)
IIM1TVSK AN - TV co-axial socket	1	20/400	1SYK100001A1249 ■	389

DND & MMR

Type reference and description	Number of modules	Std pack	Ordering code	Unit M.R.P.(₹)
IIM1DND5 AN - DND and MMR set internal & external	2+3	5/100	1SYK100001A1255	2,897
IIM2SVSK AN - Shaver socket	2	5/100	1SYK100001A1257	3,012
N2244.5 AN - DND and MUR 2-gang interlocked switch	2	1	2CLA224450N1801	9,433
N2180.4 AN - LED MUR signaling light	1	1	2CLA218050N1801	
N2180.4 AN - LED DND signaling light	1	1	2CLA218040N1801	

Key card switches

Type reference and description	Number of modules	Std pack	Ordering code	Unit M.R.P.(₹)
N2214.1 AN - Card switch 1-gang, 1-way, DP	2	1	2CLA221410N1801	9,233

Down lighter

Type reference and description	Number of modules	Std pack	Ordering code	Unit M.R.P.(₹)
IIM3DOWN AN - Down lighter	3	5/100	1SYK100001A1259 ■	1,385

Audio & Video Connector

Type reference and description	Number of modules	Std pack	Ordering code	Unit M.R.P.(₹)
N2155.2 AN - 2x RCA connection unit	1	1	2CLA215520N1801	Upon request
N2155.3 AN - 3x RCA connection unit	1	1	2CLA215530N1801	
N2155.4 AN - Mini-Jack connection unit	1	1	2CLA215540N1801	
N2155.5 AN - VGA connection unit	1	1	2CLA215550N1801	
N2155.6 AN - HDMI connection unit	1	1	2CLA215560N1801	
N2155.7 AN - HDMI female-female connection unit	1	1	2CLA215570N1801	
N2155.8 AN - USB connection unit	1	1	2CLA215580N1801	
N2155.9 AN - USB female-female connection unit	1	1	2CLA215590N1801	

■ Stock items


IVIE complete range

IVIE mechanisms - Anthracite Grey

Motion Sensor

Type reference and description	Number of modules	Std pack	Ordering code	Unit M.R.P.(₹)
N2241 AN - 110° motion sensor • Max. power: Incandescent: 1.800W @230V AC/1.000W @127V AC • Halogen with electronic or ferromagnetic transformer: 750VA @230V AC/400VA @127V AC • Fluorescent lamps or motors: 400VA @230V AC/200VA @127V AC • For automatic switching of devices dependent on motion and brightness • With integrated selector switch for automatic ON-OFF in the front side • Switch-off delay: 10 sec. to 10 min. or short-time pulse 1 sec adjustable (from the front side) • Detection range: 5 m radius Adjustable light set point level for activation (from the front side) • Detection angle: 110° Mounting height: 1, 2 m auxiliary control with N2X04.X push-buttons	2	1	2CLA224100N1801	Upon request


Buzzer & Doorbell





Type reference and description	Number of modules	Std pack	Ordering code	Unit M.R.P.(₹)
IM2BUZR AN - Buzzer	2	5/100	1SYK100001A1254	954
N2119 AN - Buzzer	1	1	2CLA211900N1801	Upon request
N2219 AN - Buzzer	2	1	2CLA221900N1801	
N2224 AN - Electronic doorbell 230 V AC	2	1	2CLA222400N1801	

Indicator

Type reference and description	Number of modules	Std pack	Ordering code	Unit M.R.P.(₹)
IIM1INDI AN - Indicator	1	20/400	1SYK100001A1253	660



Anthracite Plate with Frame



Type reference and description	Number of modules	Std pack	Ordering code	Unit M.R.P.(₹)
IIP0133 AN - 1M plate	1	15/360	1SYK100001A1271 ■	330
IIP0233 AN - 2M plate	2	15/360	1SYK100001A1272 ■	334
IIPP343 AN - 3M plate power	3	10/240	1SYK100001A1273 ■	438
IIP343NW AN - 3M plate	3	10/240	1SYK100001A1283 ■	418
IIP0453 AN - 4M plate	4	10/190	1SYK100001A1275 ■	502
IIP0683 AN - 6M plate	6	5/120	1SYK100001A1276 ■	822
IIP0893 AN - 8M plate	8	5/120	1SYK100001A1277 ■	962
IIP0855 AN - 8M plate square	8	5/95	1SYK100001A1278	1,152
IIP1286 AN - 12M plate	12	5/95	1SYK100001A1279 ■	1,441
IIP1888 AN - 18M plate	18	5/40	1SYK100001A1280	2,076

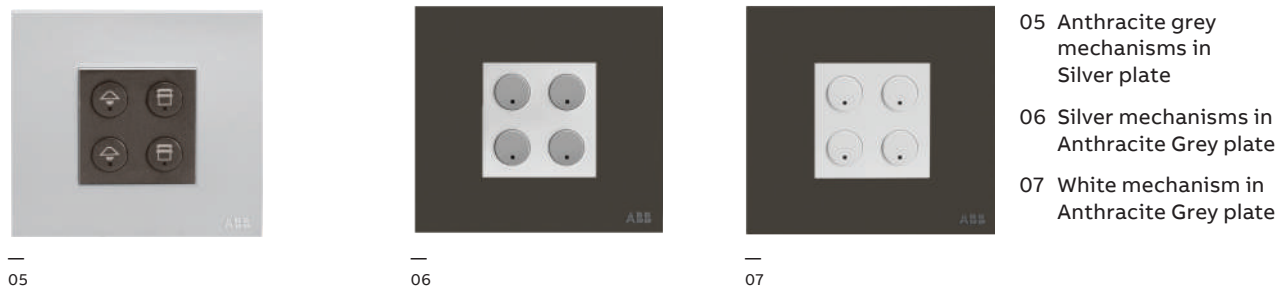

*Suitable metal boxes are available pg. no. 374

■ Stock items

IVIE with ABB-free@home®

Making home automation easier than ever

Installation steps and colour options*




* Home automation solution with design and installation will be provided upon request.



Tvisha

Switch on simplicity

Tvisha is a range of wiring accessories with simple flat surface design that creates a trend on the wall with its elegant Euro white finish. The range covers a large variety of functionalities that cater to most of the applications beyond the normal switching functions like USB chargers, HDMI ports, communication sockets, foot lamps and dimmers. Tvisha is ideal for residential and commercial requirements.



- Plastic parts which hold current carrying parts are made of PA6 20% glass filled rating upto 16A
- All switches are marked with IS 3854:1997
- Terminals are designed in such a way that wire is tightened without damage
- All fan regulators are marked with IS 11037:2019
- Bi-metal silver contact tips for less spark and longer life
- 6A & 6/16A marked with IS 1293, up to 16A
- Non-flammable thermoplastic resin parts and a very high insulating resistance after humidity test

Tvisha

Features and benefits



Internal arc shield provided in switch mechanism




Terminal screws with Combihead for star /flat screw drivers.



Easy terminal accessibility by top entry to load connection.



ISI marking on switch socket and fan regulator and laser marked.



Laser marking and arrow showing the correct orientation of the mechanism.



20A DP switch in one module (space optimisation)



**1,00,000
On/Off Tested**



**Switches with
internal arc shield**



**ISI marking Switch /
Socket / Regulator**

Tvisha


Features and benefits



Large variety of sockets, equipped with shutters for increased safety.



Universal regulator with 360 degree rotation.



6/16A sockets are equipped with dual shutters which can take two-pin plugs.



HDMI modular ports equipped with female connector for easy termination.



USB charger current rating 1A and 2A, visible LED indication, dual color LED indication for on load & without load operation.



Communication mechanisms – RJ-11, RJ-45 cat6. Self-moving shutter to screen the jack when it is not in use.



Switches current carrying parts are made of PA6 20% glass filled



Knobs with 360° rotation



Socket with separate shutter

Tvisha

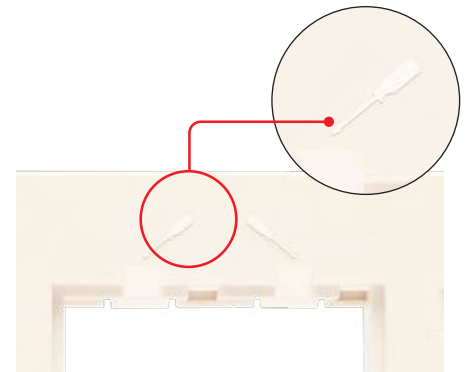
Features and benefits



Mounting screws press fitted on the screw holder on inner frame to avoid losing the screws.



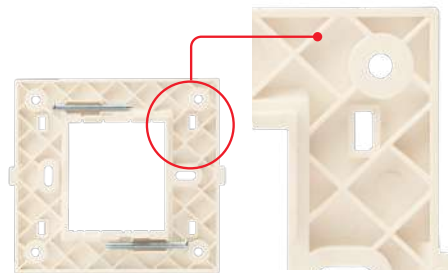
Two module partition is provided for sturdiness with extra ribs to ensure better strength of the frame and overlap of plugs.



Visual signs provided in inner grids to guide proper fitment for easy installation and easy removal during fitment of mechanism with inner grid.



USB charger current rating 3A 15W USB C type 1M and 3A 15W USB A+C type 2M for on load & without load operation.



Resin frame with extra ribs provides better mechanical strength, insulation resistance and corrosion proof.



ABB warranty policy for Tvisha range

- 10 years for mechanical switches and sockets
- Two year for electronic devices

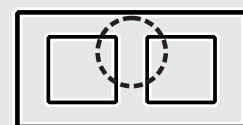
*T&C apply



ROHS compliance



Ease of installation



Frame with partition

Tvisha

Switches, sockets, plates and accessories



1SYK100001A1501 1SYK100001A1504



1SYK100001A1505



1SYK100001A1509



1SYK100001A1508



1SYK100001A1512

NEW

Switches

Item description	Number of modules	Std pack	Ordering code	Unit M.R.P.(₹)
ITS10610 BL 6A 1 way switch	1 M	20/400	1SYK100001A1501 ■	163
ITS1061L BL 6A 1 way switch with Ind.	1 M	20/400	1SYK100001A1502	313
ITS10620 BL 6A 2 way switch	1 M	20/400	1SYK100001A1503 ■	275
ITS106B0 BL 6A Bell switch	1 M	20/400	1SYK100001A1504 ■	305
ITS106BL BL 6A Bell switch with Ind.	1 M	20/400	1SYK100001A1505 ■	427
ITS11010 BL 10A 1 way switch	1 M	20/400	1SYK100001A1513 ■	183
ITS1101L BL 10A 1 way switch with Ind.	1 M	20/400	1SYK100001A1514 ■	321
ITS11020 BL 10A 2 way switch	1 M	20/400	1SYK100001A1515	286
ITS11610 BL 16A 1 way switch	1 M	20/400	1SYK100001A1506 ■	329
ITS1161L BL 16A 1 way switch with Ind.	1 M	20/400	1SYK100001A1507 ■	402
ITS1201L BL 20A DP Switch 1 way with Ind.	1 M	20/400	1SYK100001A1508 ■	943
ITS206BL BL 6A Bell Mega switch with Ind.	2 M	10/200	1SYK100001A1509 ■	546
ITS2062L BL 6A 2 way Mega switch with Ind.	2 M	10/200	1SYK100001A1510	657
ITS2162L BL 16A 2 way Mega switch with Ind.	2 M	10/200	1SYK100001A1511	690
ITS2321L BL 32A 1 Way DP Mega switch with Ind.	2 M	10/200	1SYK100001A1512 ■	883



1SYK100001A1529



1SYK100001A1523

Sockets

Item description	Number of modules	Std pack	Ordering code	Unit M.R.P.(₹)
ITK20306 BL N 6A 3 Pin Socket	2 M	10/200	1SYK100001A1529 ■	272
ITK20616 BL 6/16A Socket	2 M	10/200	1SYK100001A1523 ■	528



NEW

USB C Type & A+C Type chargers

Type reference and description	Number of modules	Std pack	Ordering code	Unit M.R.P.(₹)
ITM1USBC BL 3A 15W 1M USB C type charger	1 M	10	1SYK100001A1558	4,707
ITM2USBC BL 3A 15W 2M USB A+C type charger	2 M	5	1SYK100001A1559	5,886



1SYK100001A1542



1SYK100001A1543



1SYK100001A1544



1SYK100001A1545



1SYK100001A1554



1SYK100001A1546

Support accessories

Item description	Number of modules	Std pack	Ordering code	Unit M.R.P.(₹)
ITM1BLNK BL Blank plate	1 M	20/400	1SYK100001A1541 ■	71
ITM2FR05 BL Fan regulator 5 step	2 M	5/100	1SYK100001A1542 ■	1,194
ITM1FR04 BL Fan regulator 4 step	1 M	10/200	1SYK100001A1543 ■	901
ITM1RJ11 BL RJ 11TEL 2 Pin	1 M	20/400	1SYK100001A1544 ■	275
ITM1RJ45 BL RJ 45 Jack CAT 6	1 M	20/400	1SYK100001A1545 ■	1,111
ITM1TVSK BL TV socket	1 M	20/400	1SYK100001A1546 ■	285
ITM1FLEX BL Flex outlet	1 M	20/400	1SYK100001A1547	262
ITM2LDFL BL LED foot lamp	2 M	20/400	1SYK100001A1550 ■	900
ITM1INDI BL Indicator	1 M	20/400	1SYK100001A1551 ■	490

■ Stock items

Tvisha


Switches, sockets, plates and accessories



Item description	Number of modules	Std pack	Ordering code	Unit M.R.P. (₹)
ITM1USBC BL 2A 1M USB charger	1 M	10/200	1SYK100001A1557 ■	2,434
ITM2USBC BL USB charger 2A	2 M	10/200	1SYK100001A1553	3,246
ITM1HDMI BL HDMI Port 2.0	1 M	5/100	1SYK100001A1554	2,775
ITM1D400 BL Dimmer 400W	1 M	20/400	1SYK100001A1548	1,350
ITM2D1000 BL Dimmer 1000W	2 M	20/400	1SYK100001A1549	1,709
ITM2MS20 BL Single Phase Starter 20A	2 M	10/60	1SYK100001A1555	1,611
ITM2MS25 BL Single Phase Starter 25A	2 M	10/60	1SYK100001A1556 ■	1,752



Item description	Number of modules	Std pack	Ordering code	Unit M.R.P. (₹)
ITM11010 BL C10 Modular MCB SP	1M	10/200	1SYK100001A1530	932
ITM11610 BL C16 Modular MCB SP	1M	10/200	1SYK100001A1531	932
ITM12010 BL C20 Modular MCB SP	1M	10/200	1SYK100001A1532	932
ITM12510 BL C25 Modular MCB SP	1M	10/200	1SYK100001A1533	932
ITM13210 BL C32 Modular MCB SP	1M	10/200	1SYK100001A1534	949
ITM21610 BL C16 Modular MCB DP	2M	5/100	1SYK100001A1535	1,899
ITM22010BL C20 Modular MCB DP	2M	5/100	1SYK100001A1536	1,899
ITM22510 BL C25 Modular MCB DP	2M	5/100	1SYK100001A1537	1,899
ITM23210 BL C32 Modular MCB DP	2M	5/100	1SYK100001A1538	1,935



Plates

Item description	Number of modules	Std pack	Ordering code	Unit M.R.P. (₹)
ITP0133 BL 1 M Plate	1 M	15/360	1SYK100001A1571 ■	189
ITP0233 BL 2 M Plate	2 M	15/360	1SYK100001A1572 ■	189
ITPP343 BL 3 M Plate power	3 M	10/240	1SYK100001A1573 ■	245
ITP0453 BL 4 M Plate	4 M	10/190	1SYK100001A1574 ■	268
ITP0683 BL 6 M Plate	6 M	5/120	1SYK100001A1575 ■	431
ITP0893 BL 8 M Plate	8 M	5/120	1SYK100001A1576 ■	496
ITP0855 BL 8 M Plate square	8 M	5/95	1SYK100001A1577 ■	639
ITP1286 BL 12 M Plate	12 M	5/95	1SYK100001A1578 ■	821
ITP1696 BL 16M Plate	16 M	5/50	1SYK100001A1579 ■	920
ITP1888 BL 18M Plate	18 M	5/40	1SYK100001A1580 ■	1,106

*Suitable metal boxes are available pg. no. 374


■ Stock items

Tvisha raw white


Features and benefits



Internal arc shield provided in switch mechanism



PA6 + 20% glass, spark free - fully enclosed, 100% stable moving contact



6/16A sockets are equipped with dual shutters which can take two-pin plugs.



Large variety of sockets, equipped with shutters for increased safety.



Universal regulator with 360 degree rotation.



USB charger current rating 2A and 3A, visible LED indication, Dual color LED indication for on load & without load operation.



Switches current carrying parts are made of PA6 20% glass filled



Knobs with 360° rotation



Socket with separate shutter

Tvisha (Raw white)

Switches, sockets, plates and accessories



1SYK100001A1801 1SYK100001A1804



1SYK100001A1805 1SYK100001A1809



1SYK100001A1808 1SYK100001A1812

Switches

Item description	Number of modules	Std pack	Ordering code	Unit M.R.P. (₹)
ITS10610 RW 6A 1 way switch	1 M	20	1SYK100001A1801	173
ITS1061L RW 6A 1 way switch with Ind.	1 M	20	1SYK100001A1802	332
ITS10620 RW 6A 2 way switch	1 M	20	1SYK100001A1803	292
ITS106B0 RW 6A Bell Switch	1 M	20	1SYK100001A1804	323
ITS106BL RW 6A Bell Switch with Ind.	1 M	20	1SYK100001A1805	451
ITS11610 RW 16A 1 way switch	1 M	20	1SYK100001A1806	349
ITS1161L RW 16A 1 way switch with Ind.	1 M	20	1SYK100001A1807	427
ITS1201L RW 20A DP Switch 1 way with Ind.	1 M	20	1SYK100001A1808	998
ITS206BL RW 6A Bell Mega Switch with Ind.	2 M	10	1SYK100001A1809	579
ITS2062L RW 6A 2 way Mega Switch with Ind.	2 M	10	1SYK100001A1810	697
ITS2162L RW 16A 2 way Mega Switch with Ind.	2 M	10	1SYK100001A1811	732
ITS2321L RW 32A 1 Way DP Mega Switch with Ind.	2 M	10	1SYK100001A1812	998



1SYK100001A1829 1SYK100001A1823

Sockets

Item description	Number of modules	Std pack	Ordering code	Unit M.R.P. (₹)
ITK20306 RW N 6A 3 Pin Socket	2 M	10	1SYK100001A1829	288
ITK20616 RW 6/16A Socket	2 M	10	1SYK100001A1823	559



1SYK100001A1858

USB C Type & A+C Type chargers

Type reference and description	Number of modules	Std pack	Ordering code	Unit M.R.P.(₹)
ITM1USBC RW 3A 15W 1M USB C type charger	1 M	10	1SYK100001A1858	4,729
ITM2USBC RW 3A 15W 2M USB A+C type charger	2 M	5	1SYK100001A1859	5,909



1SYK100001A1842 1SYK100001A1843

Support accessories

Item description	Number of modules	Std pack	Ordering code	Unit M.R.P. (₹)
ITM1BLNK RW Blank Plate	1 M	20	1SYK100001A1841	76
ITM2FR05 RW Fan Regulator 5 Step	2 M	5	1SYK100001A1842	1,243
ITM1FR04 RW Fan Regulator 4 Step	1 M	10	1SYK100001A1843	953
ITM1RJ11 RW RJ 11TEL 2 Pin	1 M	20	1SYK100001A1844	292
ITM1RJ45 RW RJ 45 Jack CAT 6	1 M	20	1SYK100001A1845	1,178
ITM1TVSK RW TV Socket	1 M	20	1SYK100001A1846	301
ITM1FLEX RW Flex outlet	1 M	20	1SYK100001A1847	276
ITM1D400 RW Dimmer 400W	1 M	10	1SYK100001A1848	1,431
ITM2D1000 RW Dimmer 1000W	2 M	5	1SYK100001A1849	1,812
ITM2LDL RW LED Foot Lamp	2 M	5	1SYK100001A1850	953
ITM1INDI RW Indicator	1 M	10	1SYK100001A1851	484
ITM1USBC RW 2A 1M USB Charger	1 M	20	1SYK100001A1857	2,434
ITM1HDMI RW HDMI Port 2.0	1 M	20	1SYK100001A1854	2,941
ITM2MS20 RW Motor Starter 20A	2 M	10	1SYK100001A1855	1,707
ITM2MS25 RW Motor Starter 25A	2 M	10	1SYK100001A1856	1,858



1SYK100001A1844 1SYK100001A1845



1SYK100001A1854 1SYK100001A1846



1SYK100001A1857



1SYK100001A1850 1SYK100001A1855

Tvisha (Raw white)

Switches, sockets, plates and accessories



1SYK100001A1831



1SYK100001A1835

NEW

Item description	Number of modules	Std pack	Ordering code	Unit M.R.P. (₹)
ITM11010 RW C10 Modular MCB SP	1M	10/200	1SYK100001A1830	1,002
ITM11610 RW C16 Modular MCB SP	1M	10/200	1SYK100001A1831	1,002
ITM12010 RW C20 Modular MCB SP	1M	10/200	1SYK100001A1832	1,002
ITM12510 RW C25 Modular MCB SP	1M	10/200	1SYK100001A1833	1,002
ITM13210 RW C32 Modular MCB SP	1M	10/200	1SYK100001A1834	1,022
ITM21610 RW C16 Modular MCB DP	2M	5/100	1SYK100001A1835	2,040
ITM22010 RW C20 Modular MCB DP	2M	5/100	1SYK100001A1836	2,040
ITM22510 RW C25 Modular MCB DP	2M	5/100	1SYK100001A1837	2,040
ITM23210 RW C32 Modular MCB DP	2M	5/100	1SYK100001A1838	2,080

Plates


Item description	Number of modules	Std pack	Ordering code	Unit M.R.P. (₹)
ITP0133 RW 1 M Plate	1 M	15	1SYK100001A1871	200
ITP0233 RW 2 M Plate	2 M	15	1SYK100001A1872	200
ITPP343 RW 3 M Plate Power	3 M	10	1SYK100001A1873	259
ITP0453 RW 4 M Plate	4 M	10	1SYK100001A1874	285
ITP0683 RW 6 M Plate	6 M	5	1SYK100001A1875	456
ITP0893 RW 8 M Plate	8 M	5	1SYK100001A1876	525
ITP0855 RW 8 M Plate Square	8 M	5	1SYK100001A1877	676
ITP1286 RW 12 M Plate	12 M	5	1SYK100001A1878	869
ITP1696 RW 16M Plate	16 M	5	1SYK100001A1879	975
ITP1888 RW 18M Plate	18 M	5	1SYK100001A1880	1,171

*Suitable metal boxes are available pg. no. 374



Tvisha

Anti-bacterial range



Switches with double shrouds



Socket with separate shutter



Frame with partition



Knobs with 360° rotation



*Ordering codes and prices on request

LIORA

Indulge in excellence: Switch to perfection!

NEW

Experience the perfect blend of modernization and aesthetics with LIORA. Designed for diverse environments, LIORA delivers unmatched style and functionality, making it the ideal choice for urban interiors.

Crafted with smooth edges for a perfect wall fit, LIORA delivers superior safety, performance, and aesthetics.

Designed for residential, commercial, and hospitality spaces, it's the ideal solution for both upgrades and new installations, offering reliability, efficiency, and style.



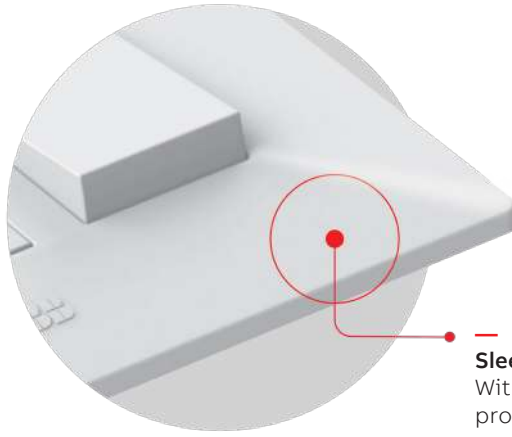
- **Diamond cut design: Shimmering edges that stay flawless; tough yet refined**
- **6.5 mm thickness mounting surface for a sleek & sturdy appearance**
- **PC material plate for safe and easy installation**
- **A diverse range of plates to suit commercial, residential, and hospitality applications**



LIORA

range of switches


Crafted to meet the demands
of modern residential
& commercial buildings




Sleek and sturdy
With its ultra-slim 6.5 mm profile, **Liora** redefines modern elegance

Non-flammable PC material
Offering high insulation resistance for better safety

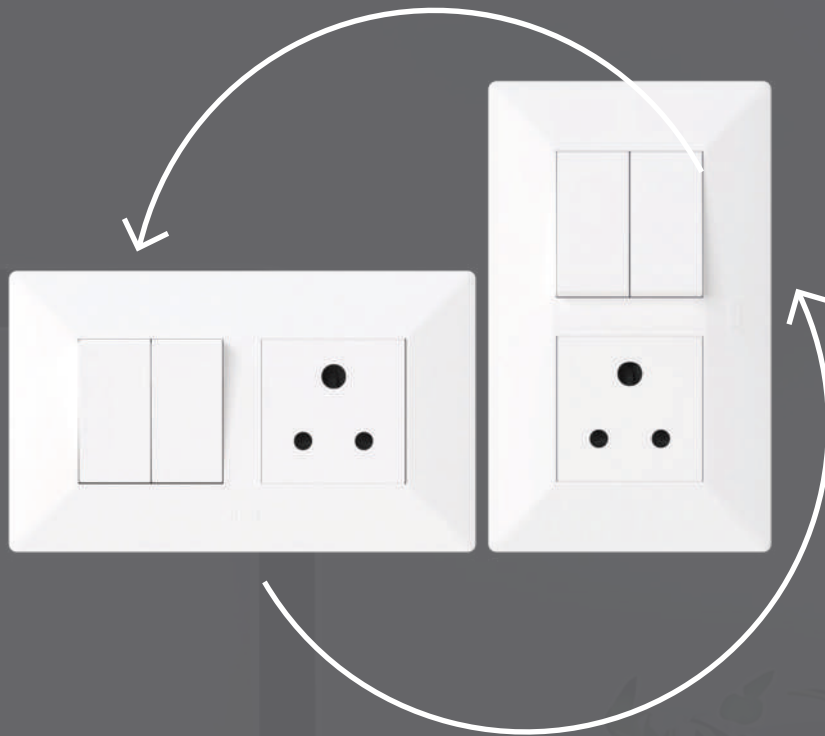
Superior endurance



Diamond-cut design
Shimmering edges that stay flawless; tough yet refined



—
Horizontal and vertical installation

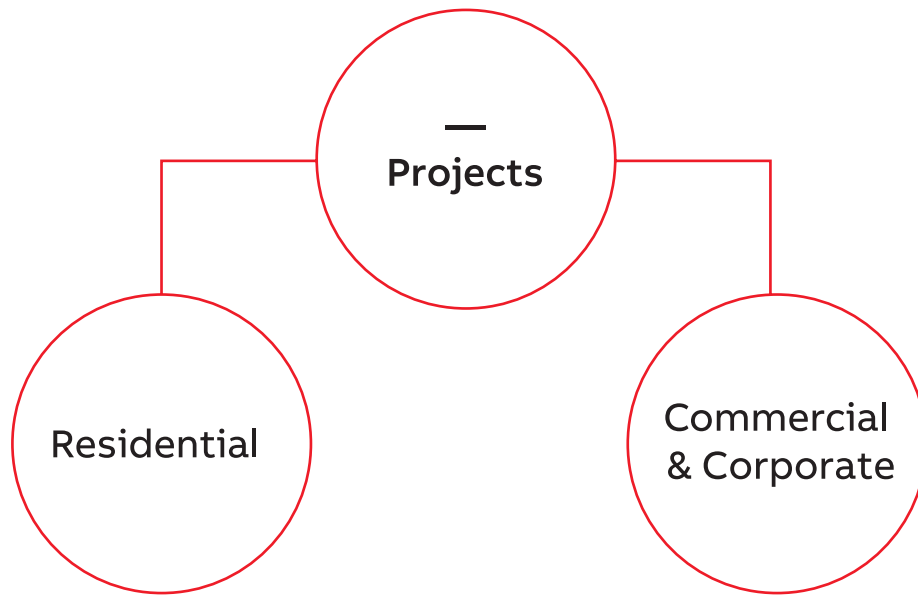


Designed for versatility, our plates can be mounted both vertically and horizontally, with vertically mounted plates ideal for spaces with constraints

—
Front removal mechanism



Simplify your setup with front removal, allowing for easy and tool-free maintenance



Houses



Apartments



Villas



Hotels & Restaurants



Office buildings



Schools & Colleges



Government institutions




Airports



Healthcare

LIORA

Features & benefits



Switches come with an internal arc shield for added safety




Switch, socket, and fan regulator are ISI marked



Extra space for easy cable termination provides added convenience.



Terminal screws with combined head for flat screw drivers



Tested for 1,00,000 On/Off operations



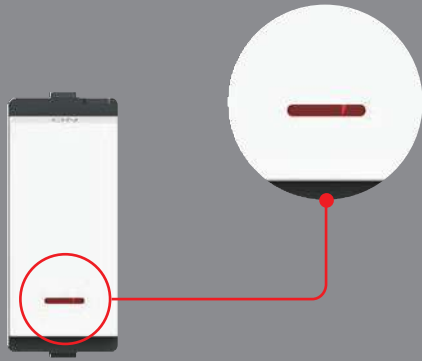
Switches with internal arc shield and PC material



ISI marking Switch/Socket/Regulator

LIORA


Features & benefits




Our switches also feature an LED light to enhance visibility (an energy saving feature)



Top engraving provided for correct orientation



Sockets are equipped with shutters for increased safety



6/16A sockets equipped with dual shutters to accommodate two-pin plugs



Universal fan regulator with 360° rotation & ISI certified



Integrated USB A+C ports (3A) for convenient charging of devices

LIORA

Features & benefits



Energy saving foot lamp in 2M with LED illumination



Communication mechanism: RJ11, RJ45, CAT6. Self-moving shutter to screen the jack when it is not in use



Modular MCBs in 1M and 2M, ranging from 10A to 32A, with front easy fixing for overload and short circuit protection



Easy snap-fit and front removal

★

WARRANTY POLICY

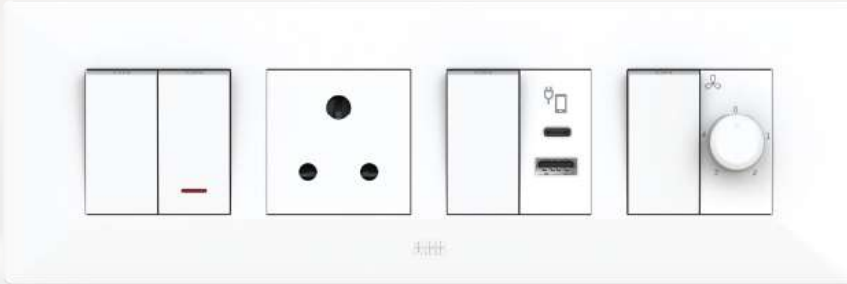
10 YEARS

- 10 years for mechanical switches and sockets
- 2 years for electronic devices

*T&C apply

Certifications & Standards

Our new range of wiring accessories meets the highest standards of electrical safety and performance

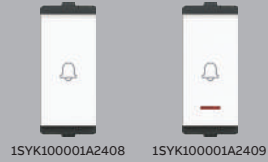
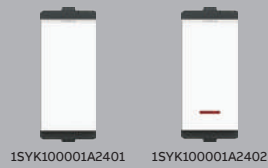


- **IS3854:2023** - Switches for domestic purposes.
- **IS1293:2019** - Plug & Socket outlets for household use.
- **IS11037:2023** - Electronic type fan regulators
- **IS13252(Part 1) / IEC 60950 - 1** - USB Chargers
- **IEC 60898-1** - Modular MCB
- **Fire retardant materials:** Built with fire-resistant materials to ensure safety in the event of electrical faults or fires
- **IP ratings:** Select products feature IP ratings for moisture and dust resistance, making them ideal for use in kitchens, bathrooms, and outdoor spaces. IP20 protection prevents finger-sized objects from touching the conductive area

LIORA

Switches, sockets, plates and accessories

NEW



Switches - Moon white

Type reference and description	No. of Modules	Ordering code	Std pack	Unit M.R.P.(₹)
ILS10610 WH 6AX 1 way switch	1M	1SYK100001A2401	20/400	121
ILS1061L WH 6AX 1 way switch with ind.	1M	1SYK100001A2402	20/400	219
ILS10620 WL 6AX 2 way switch	1M	1SYK100001A2403	20/400	227
ILS11010 WH 10AX 1 way switch	1M	1SYK100001A2404	20/400	158
ILS1101L WH 10AX 1 way switch with ind.	1M	1SYK100001A2405	20/400	243
ILS11610 WH 16AX 1 way switch	1M	1SYK100001A2406	20/400	284
ILS1161L WH 16AX 1 way switch with ind.	1M	1SYK100001A2407	20/400	312
ILS106B0 WH 6A bell switch	1M	1SYK100001A2408	20/400	243
ILS106BL WH 6A bell switch with ind.	1M	1SYK100001A2409	20/400	308
ILS11020 WH 10AX 2 way switch	1M	1SYK100001A2410	20/400	251
ILS21620 WH 16AX 2 way switch	1M	1SYK100001A2411	20/400	292
ILS206BL WH 6A bell mega switch with ind.	2M	1SYK100001A2412	10/200	470
ILS1201L WH 20A DP 1 way mega switch with ind.	2M	1SYK100001A2413	10/200	794
ILS2321L WH 32A DP 1 way mega switch with ind.	2M	1SYK100001A2414	10/200	801
ILS2322L WH 32A DP key card switch with ind.	2M	1SYK100001A2415	4/80	997

Socket - Moon white

Description	No. of Modules	Ordering code	Std pack	Unit M.R.P.(₹)
ILK20306 WH 6A 3pin socket	2M	1SYK100001A2416	10/200	194
ILK20616 WH 6/16A socket	2M	1SYK100001A2417	10/200	461
ILM1RJ11 WH RJ11 telephone socket	1M	1SYK100001A2418	20/400	211
ILM1RJ45 WH RJ45 jack cat 6	1M	1SYK100001A2419	20/400	972
ILM1TVSK WH TV socket	1M	1SYK100001A2420	20/400	234

Support accessories - Moon white

Description	No. of Modules	Ordering code	Std pack	Unit M.R.P.(₹)
ILM1INDI WH indicator	1M	1SYK100001A2421	20/400	437
ILM1FR04 WH 4 step fan regulator	1M	1SYK100001A2422	10/200	770
ILM2FR05 WH 100W 5 step fan regulator	2M	1SYK100001A2423	6/120	1,013
ILM2FR15 WH 120W 5 step fan regulator	2M	1SYK100001A2424	6/120	1,700
ILM1D400 WH dimmer 400W	1M	1SYK100001A2425	10/200	1,224
ILM2D1000 WH dimmer 1000W	2M	1SYK100001A2426	6/120	1,588
ILM2ELB610 WH electronic bell	2M	1SYK100001A2427	6/120	1,133
ILM1WDMINT WH DND MMR internal unit	1+1M	1SYK100001A2428	10+10/400	1,166
ILM1DMEXT WH DND MMR external unit	1+1M	1SYK100001A2429	10+10/400	1,280
ILM2LDFL WH LED foot lamp	2M	1SYK100001A2431	6/120	796
ILM1USBAC WH 3A TYPE A-C usb charger	1M	1SYK100001A2432	10/200	5,492
ILM1USBC WH 3A TYPE C usb charger	1M	1SYK100001A2433	10/200	4,131
ILM1FLEX WH flex outlet	1M	1SYK100001A2441	20/400	219
ILM1BLNK WH blank plate	1M	1SYK100001A2442	20/400	63




Modular MCB - Moon white

Description	No. of Modules	Ordering code	Std pack	Unit M.R.P.(₹)
ILM110MCB WH 10A SP tiny MCB	1M	15YK100001A2434	10/200	862
ILM116MCB WH 16A SP tiny MCB	1M	15YK100001A2435	10/200	862
ILM120MCB WH 20A SP tiny MCB	1M	15YK100001A2436	10/200	862
ILM132MCB WH 32A SP tiny MCB	1M	15YK100001A2437	10/200	900
ILM216MCB WH 16A DP tiny MCB	2M	15YK100001A2438	6/120	1,792
ILM220MCB WH 20A DP tiny MCB	2M	15YK100001A2439	6/120	1,792
ILM232MCB WH 32A DP tiny MCB	2M	15YK100001A2440	6/120	1,822



Plates - Moon white

Description	No. of Modules	Ordering code	Std pack	Unit M.R.P.(₹)
ILP0133 WH 1M plate	1M	15YK100001A2443	10/240	146
ILP0233 WH 2M plate	2M	15YK100001A2444	10/240	146
ILPP343 WH 3M plate	3M	15YK100001A2445	10/240	194
ILP0453 WH 4M plate	4M	15YK100001A2446	10/190	231
ILP0683 WH 6M plate	6M	15YK100001A2447	5/120	356
ILP0893 WH 8M plate	8M	15YK100001A2448	5/120	421
ILP0855 WH 8M plate square	8M	15YK100001A2449	5/95	543
ILP0993 WH 9M plate	9M	15YK100001A2450	5/20	639
ILP1286 WH 12M plate	12M	15YK100001A2451	5/95	664
ILP1696 WH 16M plate	16M	15YK100001A2452	5/30	810
ILP1888 WH 18M plate	18M	15YK100001A2453	5/30	980



*Suitable metal boxes are available pg no. 374

LIORA

Switches, sockets, plates and accessories



Switches - Stone grey

Description	No. of Modules	Ordering code	Std pack	Unit M.R.P.(₹)
ILS10610 SG 6AX 1 way switch	1M	1SYK100001A2501	20/400	158
ILS1061L SG 6AX 1 way switch with ind.	1M	1SYK100001A2502	20/400	285
ILS10620 SG 6AX 2 way switch	1M	1SYK100001A2503	20/400	295
ILS11010 SG 10AX 1 way switch	1M	1SYK100001A2504	20/400	205
ILS1101L SG 10AX 1 way switch with ind.	1M	1SYK100001A2505	20/400	316
ILS1161L SG 16AX 1 way switch	1M	1SYK100001A2506	20/400	368
ILS1161L SG 16AX 1 way switch with ind.	1M	1SYK100001A2507	20/400	406
ILS106B0 SG 6A bell switch	1M	1SYK100001A2508	20/400	316
ILS106BL SG 6A bell switch with ind.	1M	1SYK100001A2509	20/400	401
ILS11020 SG 10AX 2 way switch	1M	1SYK100001A2510	20/400	326
ILS21620 SG 16AX 2 way switch	1M	1SYK100001A2511	20/400	379
ILS206BL SG 6A bell mega switch with ind.	2M	1SYK100001A2512	10/200	611
ILS1201L SG 20A DP 1 way mega switch with ind.	2M	1SYK100001A2513	10/200	1,071
ILS2321L SG 32A DP 1 way mega switch with ind.	2M	1SYK100001A2514	10/200	1,083
ILS2322L SG 32A DP key card switch with ind.	2M	1SYK100001A2515	4/80	1,345

Socket - Stone grey

Description	No. of Modules	Ordering code	Std pack	Unit M.R.P.(₹)
ILK20306 SG 6A 3PIN socket	2M	1SYK100001A2516	10/200	253
ILK20616 SG 6/16A socket	2M	1SYK100001A2517	10/200	599
ILM1RJ11 SG RJ11 telephone socket	1M	1SYK100001A2518	20/400	285
ILM1RJ45 SG RJ45 jack cat 6	1M	1SYK100001A2519	20/400	1,312
ILM1TVSK SG TV socket	1M	1SYK100001A2520	20/400	318

Support accessories - Stone grey

Description	No. of Modules	Ordering code	Std pack	Unit M.R.P.(₹)
ILM1INDI SG indicator	1M	1SYK100001A2521	20/400	591
ILM1FR04 SG 4 STEP fan regulator	1M	1SYK100001A2522	10/200	1,039
ILM2FR05 SG 100W 5 step fan regulator	2M	1SYK100001A2523	6/120	1,366
ILM2FR15 SG 120W 5 step fan regulator	2M	1SYK100001A2524	6/120	2,296
ILM1D400 SG dimmer 400W	1M	1SYK100001A2525	10/200	1,651
ILM2D1000 SG dimmer 1000W	2M	1SYK100001A2526	6/120	2,144
ILM2ELB610 SG electronic bell	2M	1SYK100001A2527	6/120	1,361
ILM1WDMINT SG DND MMR internal unit	1+1M	1SYK100001A2528	10+10/400	1,418
ILM1DMEXT SG DND MMR external unit	1+1M	1SYK100001A2529	10+10/400	1,565
ILM2LDFL SG LED foot lamp	2M	1SYK100001A2531	6/120	1,246
ILM1USBAC SG 3A TYPE A-C USB charger	1M	1SYK100001A2532	10/200	5,783
ILM1USBC SG 3A TYPE C USB charger	1M	1SYK100001A2533	10/200	5,102
ILM1FLEX SG flex outlet	1M	1SYK100001A2541	20/400	295
ILM1BLNK SG blank plate	1M	1SYK100001A2542	20/400	87



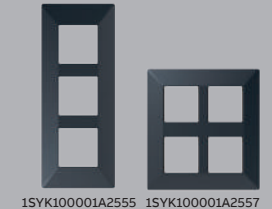
Modular MCB - Stone grey

Description	No. of Modules	Ordering code	Std pack	Unit M.R.P.(₹)
ILM110MCB SG 10A SP tiny MCB	1M	1SYK100001A2534	10/200	1,214
ILM116MCB SG 16A SP tiny MCB	1M	1SYK100001A2535	10/200	1,214
ILM120MCB SG 20A SP tiny MCB	1M	1SYK100001A2536	10/200	1,214
ILM132MCB SG 32A SP tiny MCB	1M	1SYK100001A2537	10/200	1,312
ILM216MCB SG 16A DP tiny MCB	2M	1SYK100001A2538	6/120	2,461
ILM220MCB SG 20A DP tiny MCB	2M	1SYK100001A2539	6/120	2,461
ILM232MCB SG 32A DP tiny MCB	2M	1SYK100001A2540	6/120	2,569



Plates - Stone grey

Description	No. of Modules	Ordering code	Std pack	Unit M.R.P.(₹)
ILP0133 SG 1M plate	1M	1SYK100001A2551	10/240	204
ILP0233 SG 2M plate	2M	1SYK100001A2552	10/240	204
ILPP343 SG 3M plate	3M	1SYK100001A2553	10/240	272
ILP0453 SG 4M plate	4M	1SYK100001A2554	10/190	323
ILP0683 SG 6M plate	6M	1SYK100001A2555	5/120	499
ILP0893 SG 8M plate	8M	1SYK100001A2556	5/120	590
ILP0855 SG 8M plate square	8M	1SYK100001A2557	5/95	760
ILP0993 SG 9M plate	9M	1SYK100001A2558	5/20	896
ILP1286 SG 12M plate	12M	1SYK100001A2559	5/95	930
ILP1696 SG 16M plate	16M	1SYK100001A2560	5/30	1,032
ILP1888 SG 18M plate	18M	1SYK100001A2561	5/30	1,373



Surface boxes suitable for Ivie, Tvisha and Liora

Description	No. of Modules	Ordering code	Std pack	Unit M.R.P.(₹)
Surface box 1-2M- SNBW3302	1-2M	1SYN880351R0001	60	271
Surface box 3M- SNBW4303	3M	1SYN880352R0001	45	307
Surface box 4M- SNBW5305	3M	1SYN880353R0001	30	378
Surface box 6M- SNBW8308	6M	1SYN880354R0001	20	519

*Suitable metal boxes are available pg no. 374

Metal flush boxes for NEW IVIE, Tvisha, LIORA

Metal flush boxes - 1.0 mm thickness



1SYK201110P0106



1SYK201110P0108

Type reference and description	Number of modules	Std pack	Ordering code	Unit M.R.P.(₹)
Flush boxes				
IMBP0233 - 1-2M Metal Box 1.0X52mm Depth	1/2	100	1SYK201110P0102 ■	151
IMBP0343 - 3M Metal Box 1.0X52mm Depth	3	80	1SYK201110P0103 ■	173
IMBP0453 - 4M Metal Box 1.0X52mm Depth	4	60	1SYK201110P0104 ■	221
IMBP0683 - 6M Metal Box 1.0X52mm Depth	6	40	1SYK201110P0106 ■	346
IMBP0893 - 8MH Metal Box 1.0X52mm Depth	8	40	1SYK201110P0108 ■	448
IMBP0855 - 8MV Metal Box 1.0X52mm Depth	8V	30	1SYK201110P0128 ■	475
IMBP09103 - 9M Metal Box 1.0X52mm Depth	9	20	1SYK201110P0109 ■	502
IMBP1286 - 12M Metal Box 1.0X60mm Depth	12	20	1SYK201110P0112 ■	524
IMBP1696 - 16M Metal Box 1.0X60mm Depth	16	20	1SYK201110P0116 ■	713
IMBP1888 - 18M Metal Box 1.0X60mm Depth	18	20	1SYK201110P0118 ■	778

Metal flush boxes - 1.2 mm thickness



1SYK201112P0128



1SYK201112P0108

Type reference and description	Number of modules	Std pack	Ordering code	Unit M.R.P.(₹)
Flush boxes				
IMBP0233 - 1-2M Metal Box 1.2X52mm Depth	1/2	100	1SYK201112P0102 ■	211
IMBP0343 - 3M Metal Box 1.2X52mm Depth	3	80	1SYK201112P0103 ■	265
IMBP0453 - 4M Metal Box 1.2X52mm Depth	4	60	1SYK201112P0104 ■	324
IMBP0683 - 6M Metal Box 1.2X52mm Depth	6	40	1SYK201112P0106 ■	427
IMBP0893 - 8MH Metal Box 1.2X52mm Depth	8	40	1SYK201112P0108 ■	545
IMBP0855 - 8MV Metal Box 1.2X52mm Depth	8V	30	1SYK201112P0128 ■	562
IMBP09103 - 9M Metal Box 1.2X52mm Depth	9	20	1SYK201112P0109 ■	605
IMBP1286 - 12M Metal Box 1.2X60mm Depth	12	20	1SYK201112P0112 ■	632
IMBP1696 - 16M Metal Box 1.2X60mm Depth	16	20	1SYK201112P0116 ■	805
IMBP1888 - 18M Metal Box 1.2X60mm Depth	18	20	1SYK201112P0118 ■	907

Metal flush boxes - 1.6 mm thickness



1SYK201116P0106



1SYK201116P0108

Type reference and description	Number of modules	Std pack	Ordering code	Unit M.R.P.(₹)
Flush boxes				
IMBP0233 - 1-2M Metal Box 1.6X52mm Depth	1/2	60	1SYK201116P0102 ■	265
IMBP0343 - 3M Metal Box 1.6X52mm Depth	3	40	1SYK201116P0103 ■	351
IMBP0453 - 4M Metal Box 1.6X52mm Depth	4	30	1SYK201116P0104 ■	432
IMBP0683 - 6M Metal Box 1.6X52mm Depth	6	30	1SYK201116P0106 ■	502
IMBP0893 - 8MH Metal Box 1.6X52mm Depth	8	20	1SYK201116P0108 ■	626
IMBP0855 - 8MV Metal Box 1.6X52mm Depth	8V	20	1SYK201116P0128 ■	626
IMBP09103 - 9M Metal Box 1.6X52mm Depth	9	20	1SYK201116P0109 ■	761
IMBP1286 - 12M Metal Box 1.6X60mm Depth	12	20	1SYK201116P0112 ■	783
IMBP1696 - 16M Metal Box 1.6X60mm Depth	16	20	1SYK201116P0116 ■	934
IMBP1888 - 18M Metal Box 1.6X60mm Depth	18	10	1SYK201116P0118 ■	1,042

Busch-Presence detectors

Energy saving the easy way

Presence detectors automatically detect the presence of someone inside the room. Their precision is far superior to that of conventional movement detectors. Not only lighting systems but heating systems and air-conditioning systems can be controlled intelligently and efficiently with presence detectors. Empty rooms in which the lights are on and the air-conditioning runs at full power are now history. There is one presence detector for each need.




Office single



Office open plan /
with or without windows



Gym
Sport facilities



Toilets





6818 U-500

Description	Type	Ordering code	Unit L.P. (₹)
Busch-Watchdog Presence tech BasicLINE mini - 6 Metres For switching lighting systems that depend on brightness and movement. Ceiling installation using integrated spring bracket. Switch-off delay: approx. 1 sec - 15 min or short-time pulse adjustable.	6811 EB-500	2CKA006800A2517	9,202
Busch-Watchdog Presence tech BasicLINE - 8 Metres For switching lighting systems that depend on brightness and movement. For semi-automatic and fully automatic operation. Ceiling installation using integrated spring bracket. Switch-off delay: approx. 5 sec - 30 min or short-timepulse adjustable.	6814 U-500	2CKA006800A2518	7,981
Busch-Watchdog Presence tech BasicLINE Corridor - 24 Metres For switching lighting systems that depend on brightness and movement. Ceiling installation using included dust protection socket. Switch-off delay: approx. 10 sec - 30 min or short-time pulse adjustable. Remote control possible via IR service remote control 6843. Use outdoors possible due to combination with surface mounted housing 6888.	6818 U-500	2CKA006800A2519	17,010
Surface-mounting box -6818U For Busch-Watchdog Presence tech BasicLINE Corridor 6818 U-500. For surface mounting and increase of the protection type. Protection class (Device): IP 54	6888	2CKA006899A2305	3,262

Busch-Presence detectors

Energy saving the easy way

Description	Type	Ordering code	Unit L.P. (₹)
<p>Presence Comp. e-contact - 8 Metres Master presence detector with mixed light measurement. For switching lighting systems that depend on brightness and movement. Detection range (for installation height of 3 m): circular: Seated persons: up to Ø 6,5 m, walking persons: up to Ø 8 m. Ceiling installation using integrated spring bracket. Switch-off delay: approx. 1 min - 30 min or short-time pulse adjustable. Remote control possible via IR service remote control 6843. Suitable for false ceilings with a board thickness from 9 to 25 mm.</p>	6817/62-24-500	2CKA006800A2737	31,968
 <p>6817/32-24-500</p> <p>Presence Uni. e-contact - 12 Metres Master presence detector with mixed light measurement. For switching lighting systems that depend on brightness and movement. Detection range (for installation height of 3 m): circular: Seated persons: up to Ø 10 m, walking persons: up to Ø 12 m. Ceiling installation using integrated spring bracket. Switch-off delay: approx. 1 min - 30 min or short-time pulse adjustable. Remote control possible via IR service remote control 6843. Suitable for false ceilings with a board thickness from 9 to 25 mm.</p>	6817/32-24-500	2CKA006800A2739	38,221
<p>Presence Uni. Bluetooth e-contact - 12 Metres Master presence detector with mixed light measurement. For switching lighting systems that depend on brightness and movement. Detection range (for installation height of 3 m): circular: Seated persons: up to Ø 10 m, walking persons: up to Ø 12 m. Ceiling installation using integrated spring bracket. Switch-off delay: approx. 1 min - 30 min or short-time pulse adjustable. With selectable dynamic switch-off delay. Suitable for false ceilings with a board thickness from 9 to 25 mm.</p>	6817/33-24-500	2CKA006800A2743	42,271

Description	Type	Ordering code	Unit L.P. (₹)
<p>Presence Comp. rel - 8 Meters Master presence detector with mixed light measurement. For switching lighting systems that depend on brightness and movement. With power relays for LED operation. Detection range (for installation height of 3 m): circular Seated persons: up to Ø 6.5 m, walking persons: up to Ø 8 m.</p>	6819/60-24-500	2CKA006800A2733	29,851
<p>Presence Uni. Rel - 12 Meters Master presence detector with mixed light measurement. For switching lighting systems that depend on brightness and movement. With power relays for LED operation. Detection range (for installation height of 3 m): circular Seated persons: up to Ø 10 m, walking persons: up to Ø 12 m.</p>	6819/30-24-500	2CKA006800A2735	36,396
 <p>6819/51-24-500</p> <p>Presence Uni. rel. Bluetooth - 12 Metres Master presence detector with mixed light measurement. For switching lighting systems that depend on brightness and movement. With Bluetooth interface for parameterization and operation. Adjustment of all setting options via smartphone or tablet. Light control via smartphone or tablet app. With power relays for LED operation. Detection range (for installation height of 3 m): circular Seated persons: up to Ø 10 m, walking persons: up to Ø 12 m.</p>	6819/31-24-500	2CKA006800A2741	41,224
<p>Presence Corr. rel. Bluetooth - 20 Metres Master presence detector with mixed light measurement. For switching lighting systems that depend on brightness and movement. With Bluetooth interface for parameterization and operation. Adjustment of all setting options via smartphone or tablet. Light control via smartphone or tablet app. With power relays for LED operation. Detection range (for installation height of 3 m): rectangular Walking persons: crosswise to the detector 30 m x 3 m, frontal 20 m x 3 m. Extension of the detection range by means of master/slave combination. Mounting height 27 mm.</p>	6819/51-24-500	2CKA006800A2745	53,190
<p>Presence Uni. DALI Bluetooth -12 Metres Master presence detector with mixed light measurement. For regulating and switching of DALI operating devices that depend on brightness and movement. Suitable for up to 45 DALI operating devices. Detection range (for installation height of 3 m): circular Seated persons: up to Ø 10 m, walking persons: up to Ø 12 m.</p>	6819/35-24-500	2CKA006800A2747	51,354

Busch-Presence detectors

Energy saving the easy way

Description	Type	Ordering code	Unit L.P. (₹)
 <p>6819/50-24-500</p> <p>Presence Corr. DALI Bluetooth - 30 Metres Master presence detector with mixed light measurement. For regulating and switching of DALI operating devices that depend on brightness and movement. . Detection range (for installation height of 3 m): rectangular Walking persons: crosswise to the detector 30 m x 3 m, frontal 20 m x 3 m.</p>	6819/55-24-500	2CKA006800A2749	69,347
<p>Presence Comp. Slave - 8 Metres Slave presence detector for extension of the detection range of master presence detectors. Detection range (for installation height of 3 m): circular Seated persons: up to Ø 6.5 m, walking persons: up to Ø 8 m. Visible height 23 mm.</p>	6819/68-24-500	2CKA006800A2751	23,879
<p>Presence Uni. Slave - 8 Metres Slave presence detector for extension of the detection range of master presence detectors. Detection range (for installation height of 3 m): circular Seated persons: up to Ø 10 m, walking persons: up to Ø 12 m. Visible height 23 mm.</p>	6819/38-24-500	2CKA006800A2753	29,128
 <p>6819/39-24-500</p> <p>Presence Corr. Slave - 30 Metres Slave presence detector for extension of the detection range of master presence detectors. Detection range (for installation height of 3 m): rectangular Walking persons: crosswise to the detector 24 m x 3 m, frontal/lengthways to the detector 14 m x 3 m.</p>	6819/58-24-500	2CKA006800A2755	39,312
<p>Presence Uni. DALI Slave - 12 Metres DALI slave presence detector for extension of the detection range of DALI master presence detectors. For the supply of operating voltage via the DALI master. Power consumption on the DALI bus: max. 10 mA, corresponds to approx. 5 DALI operating devices. Detection range (for installation height of 3 m): circular Seated persons: up to Ø 10 m, walking persons: up to Ø 12 m. Visible height 23 mm.</p>	6819/39-24-500	2CKA006800A2759	37,865
<p>Presence Corr. DALI Slave - 30 Metres DALI slave presence detector for extension of the detection range of DALI master presence detectors. For the supply of operating voltage via the DALI master. Detection range (for installation height of 3 m): rectangular Walking persons: crosswise to the detector 24 m x 3 m, frontal/lengthways to the detector 14 m x 3 m. Mounting height 27 mm.</p>	6819/59-24-500	2CKA006800A2761	39,312
 <p>2069/21</p> <p>Presence Corr. Rel - 30 Metres Master presence detector with mixed light measurement. For switching lighting systems that depend on brightness and movement. With power relays for LED operation. Detection range (for installation height of 3 m): rectangular Walking persons: crosswise to the detector 24 m x 3 m, frontal/lengthways to the detector 14 m x 3 m. Switch-off delay: approx. 1 min. - 30 min. or short-time pulse adjustable.</p>	6819/50-24-500	2CKA006800A2797	49,140
<p>IceLight set ceiling module, Busch-iceLight Consisting of LED/FM insert, power module (neutral white) 2067/12 U. Consisting of ceiling module, one light direction 2068/21. For ambient lightning. Light outlet downward. Not dimmable. Light intensity can be switched between 100% and 25% using front service switch. Colour temperature: 4,000 K (neutral white) System power consumption: 5 W Rated voltage: 230 V~, + 10% / - 10% Current consumption of LED: 350 mA (secondary) Secondary: SELV</p>	2069/21	2CKA001510A0018	53,816
 <p>2069/11-84</p> <p>IceLight Night light set, studio white, Busch-iceLight Complete set consists flush-mounted LED insert Night light (cold white) 2067/14 U. Wall module with one lighting direction, design future® linear 2068/11-84. Cover frame design future® linear 1721-184K. With one lighting direction. Not dimmable. For low brightness (night light). Colour temperature 6,500 K (cold white) System power consumption: 0.15 W Rated voltage: 230 V~, + 10% / - 10% Current consumption of LED: 40 mA (secondary) Secondary: SELV</p>	2069/11-84	2CKA001510A0015	26,741

Type 2 co-ordination

MS132/MS165 DOL-NS-IE1/IE2/IE3

SCPD type : MMS
 Rated voltage : 400/415 V.
 Short circuit current: 50 kA
 Starting type : DOL-NS
 Co-ordination type: IEC Type 2
 Overload relay: embedded
 Frequency: 50-60 Hz

Motor			Manual motor starter		Contactor
Rated power	Rated current		Instantaneous tripping current	Current setting range	
[kW]	[A]	Type	[A]	[A]	Type
0.06	0.2	MS132-0,25	2.44	0.16 - 0.25	A9
0.09	0.3	MS132-0,40	3.9	0.25 - 0.40	A9
0.12	0.44	MS132-0,63	6.14	0.40 - 0.63	A9
0.18	0.6	MS132-0,63	6.14	0.40 - 0.63	A9
0.25	0.85	MS132-1,0	11.5	0.63 - 1.00	A9
0.37	1.1	MS132-1,6	18.4	1.00 - 1.60	A9
0.55	1.5	MS132-1,6	18.4	1.00 - 1.60	A9
0.75	1.9	MS132-2,5	28.75	1.60 - 2.50	A9
1.1	2.7	MS132-4,0	50	2.50 - 4.00	A16
1.5	3.6	MS132-4,0	50	2.50 - 4.00	A16
2.2	4.9	MS132-6,3	78.75	4.00 - 6.30	A26
3	6.5	MS132-10	150	6.30 - 10.00	A26
4	8.5	MS132-10	150	6.30 - 10.00	A26
5.5	11.5	MS132-12	180	8.00 - 12.00	A26
7.5	15.5	MS132-16	240	10.00 - 16.00	A30
11	22	MS132-25	375	20.00 - 25.00	A30
15	29	MS132-32	480	25.00 - 32.00	A30
18.5	35	MS165-42	630	30.00 - 42.00	A63
22	41	MS165-54	810	40.00 - 54.00	A63
25	46.6	MS165-54	810	40.00-54.00	A75
30	45.5	MS165-65	975	52.00-65.00	A75

Type 2 co-ordination

MS132/MS165 SD-NS-IE1/IE2/IE3

Co-ordination type: IEC Type 2
 SCPD type: MMS
 Rated voltage : 400/415 V
 Short circuit current: 50 kA.
 Starting type : SD-NS
 Overload relay: Embedded
 Frequency : 50-60 Hz

Rated power [kW]	Rated current		Instantaneous tripping current [A]	Current setting range			
	[A]	Type		[A]	Line	Delta	Star
0.06	0.20	MS132-0,25	3.13	0.16 - 0.25	A9	A9	A9
0.09	0.30	MS132-0,40	5.0	0.25 - 0.40	A9	A9	A9
0.12	0.44	MS132-0,63	7.88	0.40 - 0.63	A9	A9	A9
0.18	0.60	MS132-0.63	7.88	0.40 - 0.63	A9	A9	A9
0.25	0.85	MS132-1,00	12.5	0.63 - 1.00	A9	A9	A9
0.37	1.10	MS132-1,60	20.0	1.00 - 1.60	A9	A9	A9
0.55	1.50	MS132-1,60	20.0	1.00 - 1.60	A9	A9	A9
0.75	1.90	MS132-2,50	31.25	1.60 - 2.50	A9	A9	A9
1.1	2.70	MS132-4,00	50	2.50 - 4.00	A26	A26	A26
1.5	3.60	MS132-4,00	50	2.50 - 4.00	A26	A26	A26
2.2	4.90	MS132-6,30	78.75	4.00 - 6.30	A26	A26	A26
3.0	6.5	MS132-10.00	150	6.30-10.00	A26	A26	A26
4.0	8.5	MS132-10.00	150	6.30-10.00	A26	A26	A26
5.5	11.5	MS132-16.00	240	10.00-16.00	A26	A26	A26
7.5	18.5	MS132-20.00	300	16.00-20.00	A30	A26	A26
11.0	22.0	MS132- 25.00	375	20.00-25.00	A30	A26	A26
15.0	29.0	MS132- 32.00	480	25.00-32.00	A30	A26	A26
15.0	29.0	MS165 -32.00	480	23.00-32.00	A40	A40	A40
18.5	35.0	MS165 -42.00	630	30.00-42.00	A40	A40	A40
22.0	41.0	MS165 -54.00	810	40.00-54.00	A50	A40	A40
25.0	46.6	MS165 -54.00	810	40.00-54.00	A63	A40	A40
30.0	55.0	MS165 -65.00	975	52.00-65.00	A63	A40	A40

Type 2 co-ordination

MCCB DOL-NS

SCPD type: MCCB

Rated voltage: 400/415 V

Short circuit current: 50 kA

Starting type: DOL-NS

Coordination type: IEC Type 2 / IE1 /IE2

Overload relay: TOL

Frequency: 50-60 Hz

Motor		Moulded case circuit breakers		Contactor		Overload relay
Rated power	Rated current	Instantaneous tripping current				Current setting range
[kW]	[A]	Type	[A]	Type	Type	[A]
0.37	1.1	XT2S160 MF 2	28	A9	TA25DU1.4	1 - 1.4
0.55	1.5	XT2S160 MF 2	28	A9	TA25DU1.8	1.3 - 1.8
0.75	1.9	XT2S160 MF 2	28	A9	TA25DU2.4	1.7 - 2.4
1.1	2.7	XT2S160 MF 4	56	A9	TA25DU4	2.8 - 4
1.5	3.6	XT2S160 MF 4	56	A16	TA25DU5	3.5 - 5
2.2	4.9	XT2S160 MF 8.5	120	A26	TA25DU6.5	4.5 - 6.5
3	6.5	XT2S160 MF 8.5	120	A26	TA25DU8.5	6 - 8.5
4	8.5	XT2S160 MF 12.5	175	A30	TA25DU11	7.5 - 11
5.5	11.5	XT2S160 MF 12.5	175	A30	TA25DU14	10 - 14
7.5	15.5	XT2S160 MA 20	210	A30	TA25DU19	13 - 19
11	22	XT2S160 MA 32	288	A30	TA42DU25	18 - 25
15	29	XT2S160 MA 52	392	A50	TA75DU42	29 - 42
18.5	35	XT2S160 MA 52	469	A50	TA75DU42	29 - 42
22	41	XT2S160 MA 52	547	A50	TA75DU52	36 - 52
30	55	XT2S160 MA 80	840	A63	TA75DU63	45 - 63
37	66	XT2S160 MA 80	960	A75	TA75DU80	60 - 80
45	80	XT2S160 MA 100	1200	A95	TA110DU110	80 - 110
55	97	XT3S250 MA 160	1440	A110	TA110DU110	80 - 110
75	132	XT3S250 MA 200	1800	A145	TA200DU175	130 - 175
90	160	XT3S250 MA 200	2400	A185	TA200DU200	150 - 200
110	195	XT5S 400 Ekip M DIP I In 320	2720	AF205	EF205-210	63 - 210
132	230	XT5S 400 Ekip M DIP I In 320	3200	AF265	EF370-380	115 - 380
160	280	XT5S 400 Ekip M DIP I In 400	4000	AF305	EF370-380	115 - 380
200	350	XT5S 630 Ekip M DIP I In 630	4725	AF370	EF370-380	115 - 380
250	430	XT5S 630 Ekip M DIP I In 630	5670	AF460	EF460-500	150 - 500
290	520	XT6S 800 Ekip M DIP I In 800	7200	AF580	EF750-800	250 - 800
315	540	XT6S 800 Ekip M DIP I In 800	8000	AF580	EF750-800	250 - 800
400	690	XT7S 1000 Ekip M DIP I In 1000	10000	AF1350	EF1250DU-1250	375 - 1250

Type 2 co-ordination

MCCB SD-NS

SCPD type: MCCB

Rated voltage: 400/415 V

Short circuit current: 50 kA

Starting type: SD-NS

Coordination type: IEC Type 2 / IE1 /IE2

Overload relay: TOL

Frequency: 50-60 Hz

Motor		MCCB		Contactor			Thermal release	
Pe [kW]	Ie [A]	Type	Im [A]	Line type	Delta type	Star type	Type	[A]
18.5	35	XT2S160 MA52	469	A50	A50	A26	TA75DU25	18-25
22	41	XT2S160 MA52	547	A50	A50	A26	TA75DU32	22-32
30	55	XT2S160 MA80	720	A63	A63	A30	TA75DU42	29-42
37	66	XT2S160 MA80	840	A75	A75	A30	TA75DU52	36-52
45	80	XT2S160 MA100	1050	A75	A75	A30	TA75DU63	45-63
55	97	XT2S160 MA100	1200	A75	A75	A40	TA75DU63	45-63
75	132	XT3S250 MA160	1700	A95	A95	A75	TA110DU90	66-90
90	160	XT3S250 MA200	2000	A110	A110	A95	TA110DU110	80-110
110	195	XT3S250 MA200	2400	A145	A145	A95	TA200DU135	100-135
132	230	XT5S 400 EKIP M DIP I In 400	3200	AF190	AF190	AF116	EF205-210	63-210
160	280	XT5S 400 EKIP M DIP I In 400	4000	AF190	AF190	AF116	EF205-210	63-210
200	350	XT5S 630 EKIP M DIP I In 630	5040	AF265	AF265	AF190	EF370-380	115-380
250	430	XT5S 630 EKIP M DIP I In 630	6300	AF265	AF265	AF190	EF370-380	115-380
290	520	XT6S 800 EKIP M DIP I In 800	7200	AF460	AF460	AF400	EF750-800	250-800
315	540	XT6S 800 EKIP M DIP I In 800	8000	AF580	AF580	AF400	EF750-800	250-800
355	610	XT6S 800 EKIP M DIP I In 800	8000	AF580	AF580	AF400	EF750-800	250-800

Spares for contactors

Spare coils for A range

For contactor types	Type code reference	Ordering code	L.P.(₹)
N, A9.....A16, UA16..RA	ZA16 **	1SBN151410R□□06	Upon request
A26..A40;UA26..UA30 RA	ZA40 **	1SBN152410R□□06	
A45..A75;UA50..UA75 RA	ZA75 **	1SBN153510R□□06	
A95..A110; UA95..UA110 RA	ZA110 **	1SFN154310R□□06	
A145...A185	ZA185 **	1SFN154710R□□06	
A210...A300	ZA300 **	1SFN155110R□□06	

Spare coils for AF range

For contactor types	Type code reference	Ordering code	L.P.(₹)
AF45...AF75	ZAF75	1SBN153570R□□06	Upon request
AF95...AF110	ZAF110	1SFN153370R□□06	
AF145...AF185	ZAF185	1SFN154770R□□06	
AF210,AF260 &AF300	ZAF300	1SFN155170R□□06	
AF400...AF460	ZAF460**	1SFN155770R□□06	
AF580...AF750**	ZAF750**	1SFN156170R□□06	

Coil voltages & codes

N range, A09.....A300, UA....RA, AX09...AX205			AF45...AF300			AF400...AF750		
Voltage V-50 Hz	Voltage V-60 Hz	Code	Voltage V-50/60 Hz	Voltage V..dc	Code	Voltage V-50/60 Hz	Voltage V..dc	Code
24	24	81		20....60	72*		24....60	68
110	110....120	84	48....130	48....130	69	48....130	48....130	69
220....230	230....240	80	100....250	100....250	70	100....250	100....250	70
400....415	415....440	86				250....500	250....500	71

* For contactor AF95...AF300

Spare contact sets for 3 pole

Description	For contactor types	Type code reference	Ordering code	L.P.(₹)
Contact set for 3-pole contactors consisting of 6 fixed contacts, 3 moving contacts, springs and the required screws.	A/AF/AE/TAE50	ZL 50	1SBN163503R1000 ■	Upon request
	A/AF/AE/TAE63	ZL 63	1SBN163703R1000 ■	
	A/AF/AE/TAE75	ZL 75	1SBN164103R1000 ■	
	A/AF/AE/TAE95	ZL 95	1SFN164303R1000 ■	
	A/AF/AE/TAE110	ZL 110	1SFN164503R1000 ■	
	A/AF145	ZL 145	1SFN164703R1000 ■	
	A/AF185	ZL 185	1SFN164903R1000 ■	
	A/AF210	ZL 210	1SFN165103R1000 ■	
	A/AF260	ZL 260	1SFN165303R1000 ■	
	A/AF300	ZL 300	1SFN165503R1000 ■	
	AF400	ZL 400	1SFN165703R1000 ■	
	AF460	ZL 460	1SFN165903R1000 ■	
	AF 580	ZL 580	1SFN166103R1000 ■	
	AF 750	ZL 750	1SFN166303R1000 ■	
	UA 50	ZLU 50	1SBN163502R1000	
	UA 63	ZLU 63	1SBN163702R1000	
UA 75	ZLU 75	1SBN164102R1000		

Spare contact sets for 3 pole for AX

For contactor types	Type code reference	Ordering code	L.P.(₹)
AX50	ZLX50	1SBN163506R1000	Upon request
AX65	ZLX65	1SBN163706R1000	
AX80	ZLX80	1SBN164106R1000	
AX95	ZLX95	1SFN164306R1000	
AX115	ZLX115	1SFN169806R1000	
AX150	ZLX150	1SFN169906R1000	
AX185	ZLX185	1SFN164906R1000	
AX205	ZLX205	1SFN165006R1000	

Spare coils for AX range

For contactor types	Type code reference	Ordering code	L.P.(₹)
AX25	ZAX25	1SBN158910R□□36	Upon request
AX40	ZAX40	1SBN152810R□□36	
AX80	ZAX80	1SBN153510R□□36	
AX150	ZAX150	1SFN159910R□□36	
AX205	ZAX205	1SFN155010R□□36	

Complete the contactor type code by replacing□□ with desired coil voltage from above mentioned table

* Consider Spare price list for other products.

■ Stock items

Service portfolio

ABB Service

ABB Service is more than a simple Service!

ABB is a pioneering technology leader for utilities, industries, transportations and infrastructures.

The company was founded in 1988 by the merger between ASEA and Brown Boveri & Cie (BBC), two of the most important electrical companies of the last century.

ABB has extensively invested in Service developing advanced solutions aimed to guarantee the continuous revamping of products and systems according to the technology progress.

Spare Parts

Spare Parts availability is the key of a successful Service!

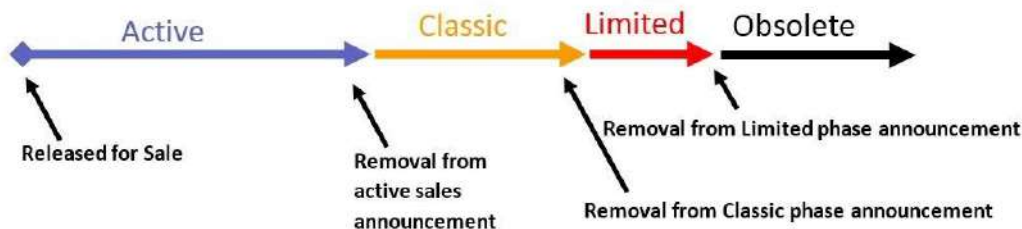
A spare part is a replaceable product's component fundamental to ensure the functioning of the system to which it belongs.

Having original spare parts always at your disposal means guarantee of the highest level of performance to your plant, reducing significantly the risk of failure as well as the down-time due to the maintenance.

ABB guarantees 100% of compatibility of all Spare Parts that are going to replace the defective components of your equipment.

All Spare Parts are equipped with instruction sheets to enable a correct and safety assembly and are delivered in short times in order to fulfill customer's needs.

Life Cycle Management



Active standard development, production and sale.

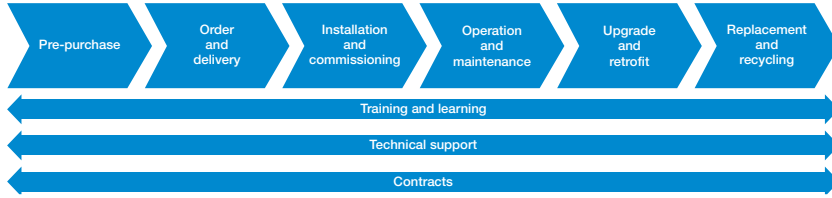
Classic maintenance phase of the product: spare parts availability is guaranteed for replacing in existing plants.

Limited spare parts are available. The production of the CB's whole range is not guaranteed, and the technical support is limited.

Obsolete technical support is no more guaranteed. The production of the CB's whole range has ended but spare parts might be available. Retrofit solutions are available.

Service portfolio

Low voltage products division delivers a vast range of services to cover the whole product lifecycle. The services offered by ABB's low voltage products and systems span the entire value chain, from the moment a customer makes the first enquiry to disposal and recycling of the product. Throughout the value chain, ABB provides training, technical support and customized contracts. All of this is supported by one of the most extensive country sales and service network.



Installation and commissioning

ABB provides comprehensive installation and commissioning services to achieve a problem-free start up, by following installation and commissioning procedures. The use of service personnel from ABB LP service ensures that the switchgear is installed in a safe and correct way.

Operation and maintenance

ABB can guide the customer through a fast and efficient fault finding procedure as well as analyze the operation of the product and the customer's process. From site surveys to preventive, predictive maintenance and reconditioning, ABB has all the options covered to keep its customers' processes operational.

Upgrade and retrofits

Upgrades

An existing ABB products can often be upgraded to the latest software or hardware to improve the performance of the application. Existing processes can be economically modernized by upgrading with the latest technology.

Retrofits

Replacing old LV Switchgear of any make with ABB's latest versions can be done using the ABB special conversion kits which enable quick installation without structural modifications to the original compartment. In addition, complete "turnkey" solutions are available. Specific conversion kits have been developed in order to replace old components with new ones that can be found in the latest switchgears.

Replacement and Recycling

ABB can advise on the best replacement products while ensuring that the existing products are disposed of in a way that meets all local regulations.

Entire value chain services

The main services available throughout the entire value chain include:

Training and learning – Hands on

ABB LP service carries out training programs. Those trainings can be either general or bespoke and have the aim of providing the personnel in charge of management/maintenance with the necessary know-how to achieve an excellent level of operating ability in certain situations. The manager of an electrical site can find it convenient to have certain maintenance capabilities available within his own team.

The courses mainly cover:

- Operating equipment
- Maintenance principles
- Repairs for small faults

Technical support

At each stage of the value chain, an ABB expert is available to offer advice to keep the customer's process or plant operational.

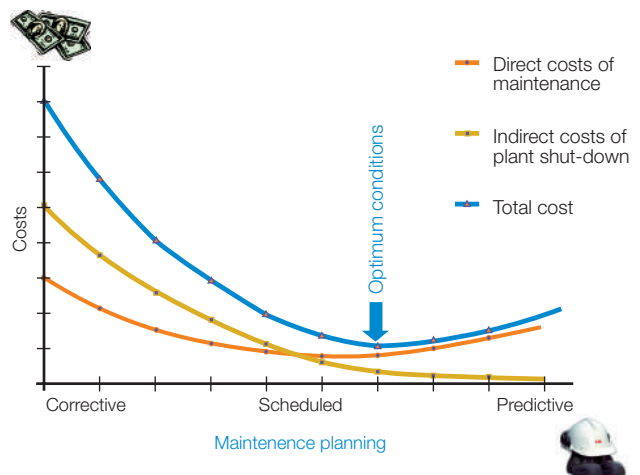
Spare parts

Availability of original spare parts is essential for fast and efficient maintenance activities. This becomes even more critical when the product was produced some years ago and has components in it which are no longer in production. ABB LP service is the only one able to supply original and guaranteed spare parts. These can be easily selected and ordered through the authorized channel.

Maintenance contracts

In addition to the corrective maintenance of a faulty unit, which includes any type of emergency intervention, there is a complete preventive maintenance service package, ensuring those who manage the plant gain considerable advantages in terms of reliability, safety and reduction of costs. Also customized contracts can be devised between the customer and ABB. Depending on the severity of the intervention needed, it can often be done on-site by our skilled and experienced engineers and is a faster way of resolution. ABB LP service has an effective service network across the country and dedicated service workshops. For all your service requirements, contact our nearest Sales office.

Benefits of maintenance contracts



Materials

Technical material - SOC

Selected optimized coordination (SOC) tables

ABB provides coordination tables for the selection of low voltage equipment, specifically tested for starting and protecting IE3 motors in the SOC tool.

Essential, enhanced and advanced solutions as introduced in this brochure can be selected there. Product selection for different types of starting methods are available as well, including direct on line, star-delta and softstarters. Usage of coordination tables helps reduce the time for selection and design of solutions as well as the risk of unwanted downtime, e.g. caused by nuisance tripping. This provides protection and safety, further driving down the total cost of ownership.

more than **1800** tested and validated coordination tables available

You can find SOC tables [here](#)

SOC - SELECTED OPTIMIZED COORDINATION

Coordination tables for Motor protection

Info on IE3 Motors

UL Motor Coordinations BETA

Clear selection

Standard: IEC UL

Motor efficiency class: ANY IE1/IE2/IE3 N/H IE3 NE/HE

Motor Rated Power [kW]	Rated voltage	Short-Circuit Current [kA]	Starter Type	Coordination type	Protection device	Overload relay
0.06	208Vac	3	DOL-NS	IEC Type 1	ACB	Embedded
0.09	230Vac	5	DOL-HD	IEC Type 2	Fuses	TOL
0.12	240Vac	12	SD-NS		MCCB	EOL
0.18	400Vac	16	SD-HD		MMS	UMC
0.26	415Vac	20	SS-NS-IL			
0.37	440Vac	22	SS-NS-ID			
0.55	480Vac	25				
0.75	480Vac	27				
1.1	500Vac	30				
1.5	525Vac	35				

Search Export PDF

Results 1398 Internal use only records.

20 Number of Records to show

ACB, 415 Vac, 42 kA, DOL-NS, Coordination type : IEC Type 2, Overload relay : Embedded, Motor efficiency class IE1/IE2/IE3 N/H

Motor	SACE Emax Circuit Breaker	Inst.Trip.Current [A]	Max allowed load current [A]	Status	Table
Motor Rated Power [kW]	Rated Current (FLA) [A]	Type			

IE3/IE4 Motor

NEW

SOC - Selected Optimized Coordination

Motor protection Selectivity Back-up Other Devices protection

Standard: IEC UL Starting type: Normal start Heavy duty Motor Efficiency Class - Design: Any IE1/IE2/IE3/IE4 - N/H IE3/IE4 - NE/HE Table status: Any Active Legacy

Starter Type	Rated voltage	Motor Rated Power	Short-Circuit Current	Coordination type	Protection device	Overload protection
Direct-on-line starter	230 V AC	0.06 kW	25 kA	IEC Type 1	Switch fuse	Embedded
Star-Delta starter	400 V AC	0.09 kW	35 kA	IEC Type 2	Molded case circuit-breaker	Thermal overload relay
	415 V AC	0.12 kW	36 kA		Manual motor starter	Electronic overload relay
	440 V AC	0.18 kW	42 kA			Universal motor controller
	500 V AC	0.25 kW	50 kA			
	525 V AC	0.37 kW	65 kA			
	690 V AC	0.55 kW	70 kA			

131 Coordination tables found

Export PDF PDF Books Reset filters

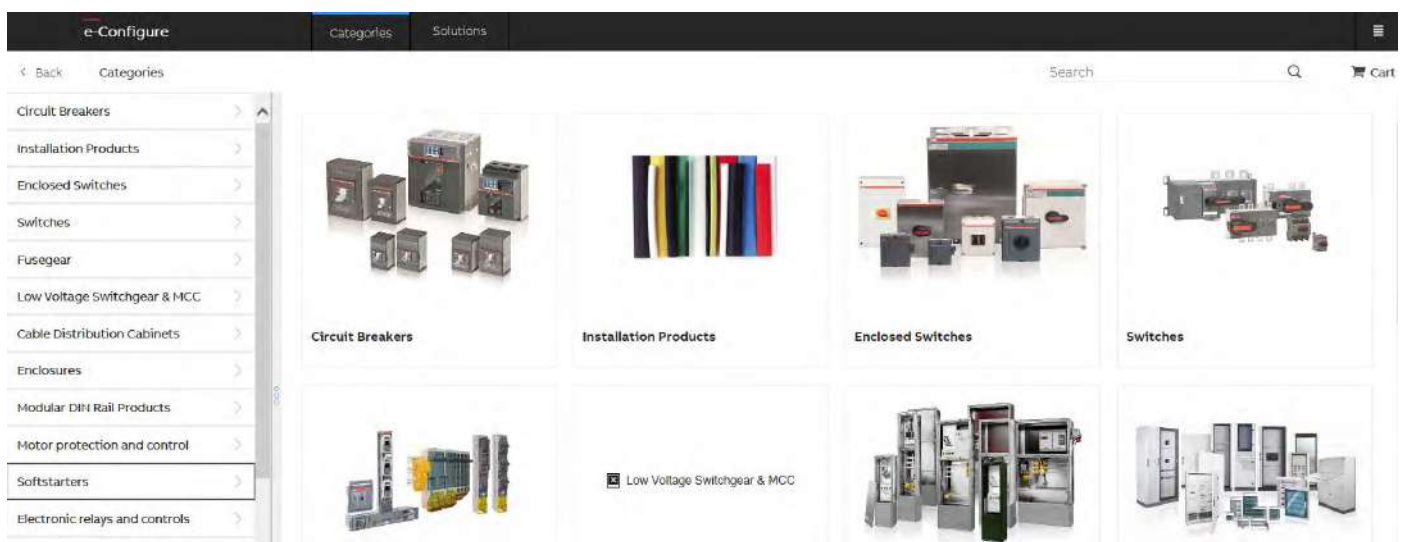
Materials

Technical material - e-Configure

e-Configure is a product and application configuration tool for low voltage products and solutions that provides customers a quick and easy configuration process.

- Browse for products by categories, product code or description
- Retrieve product related information (specs, prices, availability)
- Select and configure products and accessories
- Create, modify and order the bill of material
- Re-order custom configured units

You can find e-Configure [here](#)



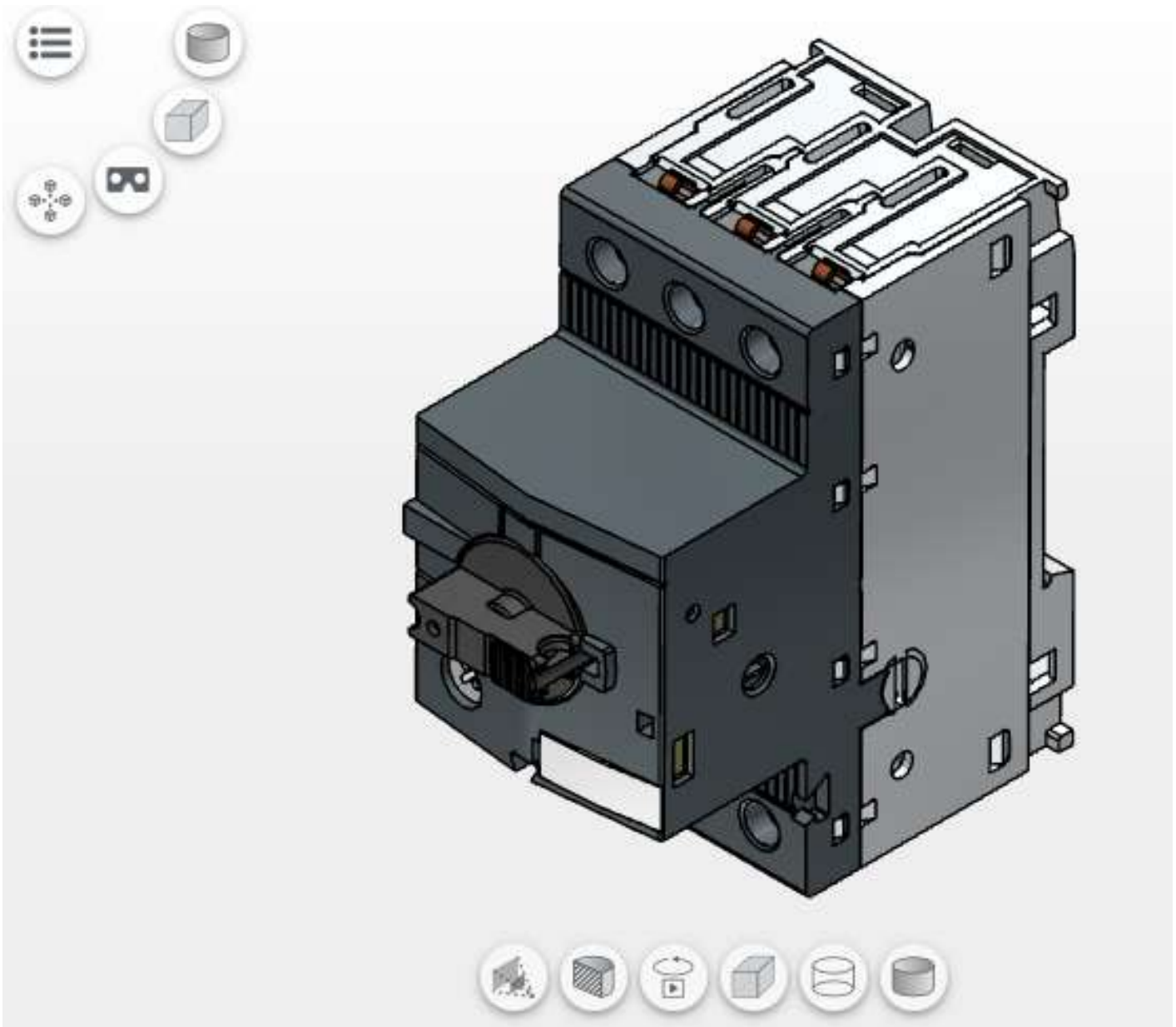
Materials

Technical material - 3D Portal

Cadenas provides 3D and 2D data for ABB Motor Starting & Safety products.

- Download CAD models in different file formats
- Generate Pdf data sheets

You can find 3D Portal [here](#)

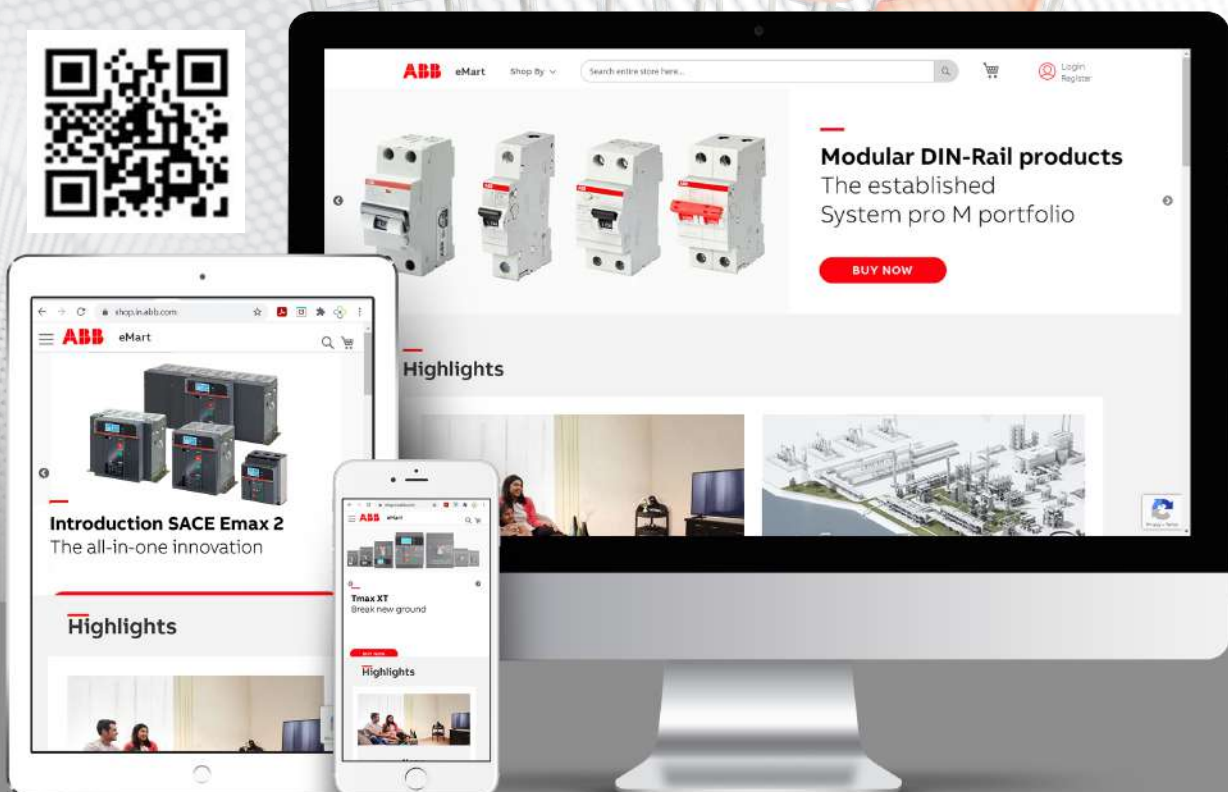




eMart B2B & B2C Online Marketplace

Customers have easy access to purchase 10,000+ residential and industrial products and solutions in one of the fastest growing e-commerce markets in the world.

This unique B2B & B2C platform is the first-of-its-kind in the industry, owing to its dynamic, price transparent model. It aims to provide an equally fair and favorable experience to both ABB distributors and customers. ABB eMart also provides a dynamic model to empower our partners to set their own competitive pricing for the products they sell on the platform, while simultaneously providing customers with a choice of the best deals to suit their specific needs.



eMart



BUY NOW

ACB



BUY NOW

MCCB



BUY NOW

UPS



BUY NOW

Switch Disconnect



BUY NOW

Contactor



BUY NOW

Interface Products



BUY NOW

Manual Motor Starters



BUY NOW

Universal Motor Controller



BUY NOW

Transfer Switch



BUY NOW

MCB



BUY NOW

Meter



BUY NOW

RCD



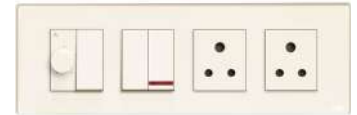
BUY NOW

Isolator



BUY NOW

Measuring and Monitoring Relays



BUY NOW

Wiring Accessories



BUY NOW

Power Supply



BUY NOW

Safety Products



BUY NOW

Time Relays



BUY NOW

Switches, Sockets & Accessories



BUY NOW

Overload Relays



BUY NOW

Pilot Device

General conditions of sale

General terms and conditions of sale:

- All prices mentioned in this price list are in Indian Rupees (INR) and this supersedes all previous price lists
- Prices are based on Ex-work basis
- Maximum retail prices (MRPs) mentioned in the publication are maximum recommended selling prices
- List prices (LPs) mentioned are exclusive of all taxes
- Prices are subject to revision without prior notice

Standard delivery terms

Ex-stock or up to 45 working days

Address of Alur Warehouse

ABB INDIA LIMITED

S.No. 98/1, 98/2, 98/3 & 99/4P, Alur Village,
Dasanpura Hobli, Bangalore North Taluk - 562 162

Address of Works

Nelamangala

Survey No: 88/3, 88/4, Basavanahalli, Kasaba Hobli,
Nelamangala Taluk, Bangalore - 562 123
Karnataka, India

Peenya

Plot No. 5 & 6, II Phase,
Peenya Industrial Area, Bangalore - 560 058
Karnataka, India
Tel: +91 80 2294 9151
contactabb.in@abb.com
Toll free: +91 1800 420 07 07

Warranty policy

ABB guarantees the supply according to the law. Upon expiration, the warranty expires even if the devices have not been operated for any reason. In the case of faults, as long as this does not depend on assembly errors by the customer or third parties, on incorrect use of the materials, lack of or incorrect maintenance, normal wear and tear, faults caused by inexperience or negligence by the purchaser or by transport, by the improper storage of the materials, or failure by the customer to adopt measures to reduce eventual dysfunction, overload with respect to the contractual limits, by unauthorized intervention, by tampering or action effected by the customer, to force majeure, ABB will, throughout the warranty period, repair or replace any defective part of supply free of charge, in the shortest possible time, at its premises. Where the repair cannot be executed at ABB premises, except as otherwise agreed, all the supplementary or relevant expenses shall be borne by the customer.

Repair or replacement will be executed only if the customer has performed all the obligations to that date. The customer may not suspend performance of the obligations in any case in which this warranty is invoked. The term for the repair or replacement of the faulty supply will be agreed by ABB and the customer. The shipment of any supply claimed to be faulty by the customer to ABB and subsequently by ABB to the customer, shall be at the risk and under the responsibility of the customer, who shall arrange adequate insurance coverage. The supply repaired or replaced is shipped at the expense and risk of the customer. Any dispute about a shipment has no effect on the remainder of the supply. The products replaced by ABB become the property of ABB.

General conditions of sale

Any claim regarding the supply, machinery, plant or components not compliant with the specifications or the contractual documentation must be raised in writing, within a maximum term of 8 days from delivery, when the time limit for action expires. In the case of systems, this term is 60 days from execution of the disputed service when the time limit for action expires.

In the case of latent defects, the terms indicated above run from the date of discovery. Once the warranty period has expired, claims are not accepted, even for latent defect. Where the claim is timely and justified, ABB's obligation is limited to replacement of the goods found not in compliance or repetition of execution of the non-compliant service, excluding all rights to the Customer to seek termination of the contract and/or compensation of damages.

With reference to the provision of spare parts, ABB reserves the right to provide materials either from the original supplier or from equivalent supplier.

Warranty period:

- 1. Breakers & switches:** The warranty period is 12 months from the date of commissioning or 18 months from the date of ABB's invoice, whichever is earlier.
- 2. Control products:** The warranty period is 12 months from the date of commissioning or 18 months from the date of ABB's invoice, whichever is earlier.
- 3. Enclosures & DIN-Rail components:**
 - Components of SB200M and SDB200 will have 5 Years warranty from the date of ABB's invoice, if mounted inside the ABB Distribution boards. If non-ABB enclosure is used, Warranty period is 12 months from the date of commissioning or 18 months from the date of ABB's invoice, whichever is earlier.
 - All other range of products : 12 months from the date of commissioning or 18 months from the date of ABB's invoice, whichever earlier.

- If products are altered, dismantled, rectified or tampered. Warranty states is not company's entire liability. This does not extend to cover consequential losses or damage or installation cost arising from defective products. Since product improvement is a continuous process, the data furnished in this brochure may undergo revision. For the latest information, you may contact our nearest sales office.

4a. Wiring accessories:

- Standard Switches & Sockets (without LED Lamp) : 10 years from the date of ABB's invoice.
- Electronic Products (with LED Lamp) : 12 months from the date of commissioning or 24 months from the date of ABB's invoice, whichever earlier.
- ABB mounting boxes are not covered under warranty.
- If products are altered, dismantled, rectified or tampered. Warranty states is not company's entire liability. This does not extend to cover consequential losses or damage or installation cost arising from defective products. Since product improvement is a continuous process, the data furnished in this brochure may undergo revision. For the latest information, you may contact our nearest sales office.







ABB India Helpline.

Technical telephone support for customers
and channel partners.

Toll free: (BSNL) +91 1800 420 07 07

new.abb.com/low-voltage